TRANSTECNO®

the modular gearmotor

ITB

ITB

ITB Iron

Motoriduttori ad assi ortogonali

Helical bevel gearmotors



TRANSTECNO · GENUINE · PRODUCTS

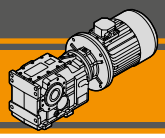

ENERGY SAVING

Indice	*Index*	Pag. *Page*
Caratteristiche tecniche	*Technical features*	**C2**
Versioni	*Versions*	**C2**
Designazione	*Classification*	**C3**
Sensi di rotazione	*Direction of rotation*	**C3**
Simbologia	*Symbols*	**C4**
Lubrificazione	*Lubrication*	**C4**
Carichi radiali in entrata	*Input radial loads*	**C6**
Carichi radiali in uscita	*Output radial loads*	**C6**
Dati tecnici	*Technical data*	**C7**
Dimensioni	*Dimensions*	**C16**
Accessori	*Accessories*	**C22**

Questa sezione annulla e sostituisce ogni precedente edizione o revisione. Qualora questa sezione non Vi sia giunta in distribuzione controllata, l'aggiornamento dei dati ivi contenuto non è assicurato. **In tal caso la versione più aggiornata è disponibile sul nostro sito internet www.transtecno.com**

This section replaces any previous edition and revision. If you obtained this catalogue other than through controlled distribution channels, the most up to date content is not guaranteed. ***In this case the latest version is available on our web site www.transtecno.com***

Caratteristiche tecniche

I motoriduttori della serie ITB sono dedicati ad applicazioni industriali che presentano carichi particolarmente gravosi. La costruzione robusta con carcassa in ghisa e l'elevata modularità dei diversi kit di entrata e di uscita li rendono adatti ad ogni tipo di applicazione.

Caratteristiche comuni a tutta la serie sono:

- Costruzione robusta con carcassa in ghisa
- Elevata modularità
- Lubrificazione con olio sintetico
- Accoppiamento al motore tramite giunto elastico
- Verniciatura a polvere epossidica RAL 7016 di spessore medio 0,10 – 0,15 mm.

Technical features

The ITB gearmotors are intended for heavy duty applications. The robust one pieces casing of the main housing and the modular design of input and output sets increase application fexibility.

The main features of ITB range are:

- *Robust cast iron housings*
- *High degree of modularity*
- *Lubrication with synthetic oil*
- *Coupled to motor with flexible coupling*
- *Epoxy powder coating RAL 7016 average thickness 0,10 – 0,15 mm.*

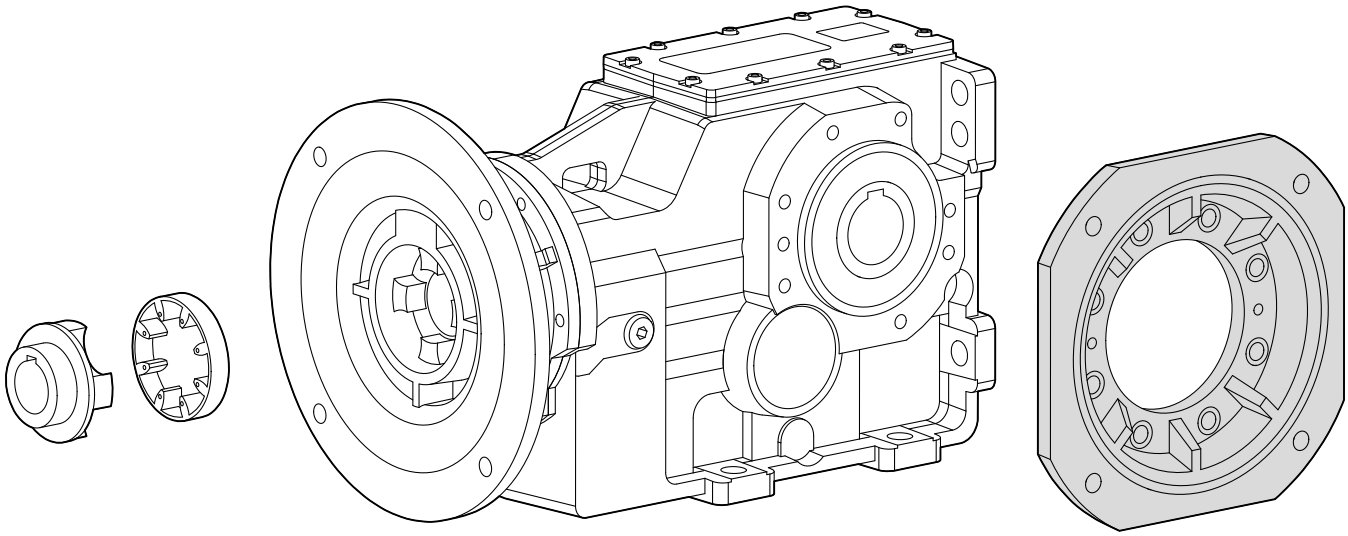

Versioni

Versions

Versione Riduttore
Gearbox Version

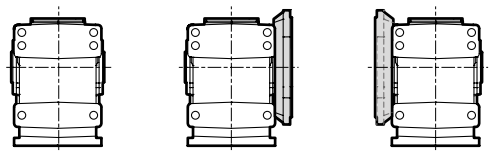

U F... D F... S

Albero di uscita
Output shaft

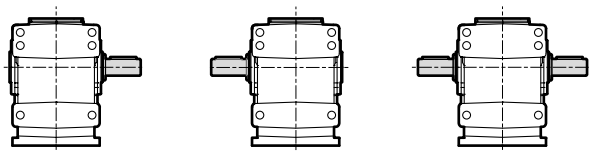

SZDX SZSX DZ

Braccio di reazione
Torque arm

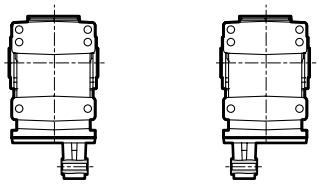

TADX TASX

Braccio di reazione
Torque arm

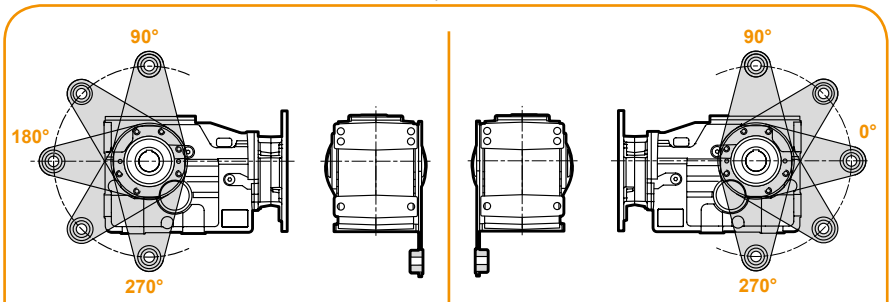

BRDX BRSX

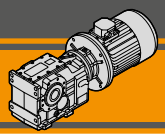

Designazione — *Classification*

RIDUTTORE / *GEARBOX*

ITB	42	3	U	20.12	D40	132	B5	SZDX	BRSX	M1	CW
Tipo *Type*	Grandezza *Size*	Stadi *Stages*	Versione *Version*	Rapporto *Ratio*	Albero uscita *Output shaft*	IEC	Forma costruttiva *Version*	Albero di uscita *Output shaft*	Braccio di reaz. *Torque arm*	Pos. di montaggio *Mounting position*	Dispositivo antiretro *Backstop device*
ITB	**42** **43** **44**	**3**	**U** **F…D** **F…S**	vedi tabelle *see tables*	vedi tabelle *see tables*	**80..** **—** **180..**	**B5** **B14**	**SZDX** **SZSX** **DZ**	**TADX** **TASX** **BRDX 90°...270°** **BRSX 0°...270°**	**M1 (B3)** **M2 (V6)** **M3 (B8)** **M4 (V5)** **M5 (B7)** **M6 (B6)**	**CW** **CCW**

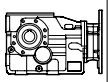

RIDUTTORE / *GEARBOX*

ITBIS	42	3	U	20.12	D40	SZDX	BRSX	M1
Tipo *Type*	Grandezza *Size*	Stadi *Stages*	Versione *Version*	Rapporto *Ratio*	Albero uscita *Output shaft*	Albero di uscita *Output shaft*	Braccio di reaz. *Torque arm*	Pos. di montaggio *Mounting position*
ITBIS	**42** **43** **44**	**3**	**U** **F…D** **F…S**	vedi tabelle *see tables*	vedi tabelle *see tables*	**SZDX** **SZSX** **DZ**	**TADX** **TASX** **BRDX 90°...270°** **BRSX 0°...270°**	**M1 (B3)** **M2 (V6)** **M3 (B8)** **M4 (V5)** **M5 (B7)** **M6 (B6)**

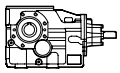

MOTORE / *MOTOR*

5.5kW	4p	3ph	230/400V	50Hz	T1
Potenza *Power*	Poli *Poles*	Fasi *Phases*	Tensione *Voltage*	Frequenza *Frequency*	Pos. morsettiera *Terminal box pos.*
vedi tabelle *see tables*	**2p** **4p** **6p** **8p**	**1ph** **3ph**	**230/400V** **220/380V** **...** **230V**	**50Hz** **60Hz**	**T1** (Std) **T4** **T2** **T3**

Sensi di rotazione — *Direction of rotation*

ITB...3

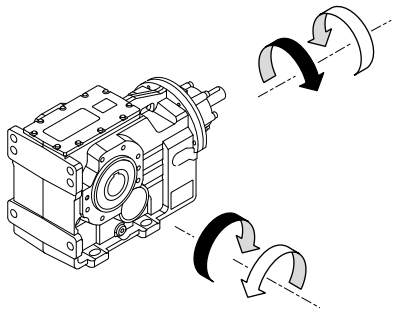

Rotazione inversa disponibile a richiesta.
Inverse rotation on request

Simbologia / *Symbols*

n_1	[min^{-1}]	Velocità in ingresso / *Input speed*
n_2	[min^{-1}]	Velocità in uscita / *Output speed*
i		Rapporto di riduzione / *Ratio*
P_1	[kW]	Potenza in entrata / *Input power*
M_2	[Nm]	Coppia nominale in uscita in funzione di P_1 / *Output torque referred to P_1*
Pn_1	[kW]	Potenza nominale in entrata / *Nominal input power*
Mn_2	[Nm]	Coppia nominale in uscita in funzione di Pn_1 / *Nominal output torque referred to Pn_1*
sf		Fattore di servizio / *Service factor*
R_1	[N]	Carico radiale ammissibile in entrata / *Permitted input radial load*
A_1	[N]	Carico assiale ammissibile in entrata / *Permitted input axial load*
R_2	[N]	Carico radiale ammissibile in uscita / *Permitted output radial load*
A_2	[N]	Carico assiale ammissibile in uscita / *Permitted output axial load*

Lubrificazione / *Lubrication*

I motoriduttori della serie ITB sono forniti completi di lubrificante sintetico viscosità 320. La quantità di lubrificante dipende dalla posizione di montaggio.

ITB series gearmotors come complete with synthetic lubricant 320 viscosity. The lubricant quantity depends on assembly position.

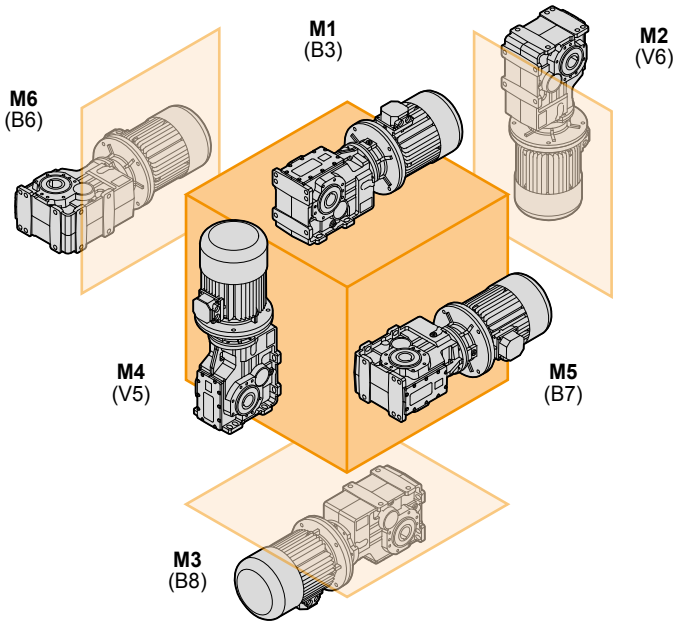

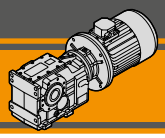

Lubrificazione — *Lubrication*

ITB	Quantità di olio (litri) / *Oil quantity (litres)*					
	M1 (B3)	**M2** (V6)	**M3** (B8)	**M4** (V5)	**M5** (B7)	**M6** (B6)
423	2.1	3.1	3.0	3.9	3.2	2.3
433	4.3	5.1	4.9	7.2	5.3	4.0
443	6.5	8.9	9.0	12.2	8.8	6.7

ITBIS	Quantità di olio (litri) / *Oil quantity (litres)*					
	M1 (B3)	**M2** (V6)	**M3** (B8)	**M4** (V5)	**M5** (B7)	**M6** (B6)
423	2.3	3.5	3.2	3.9	3.4	2.5
433	4.5	5.5	5.1	7.2	5.5	4.2
443	6.9	9.6	9.4	12.2	9.2	7.1

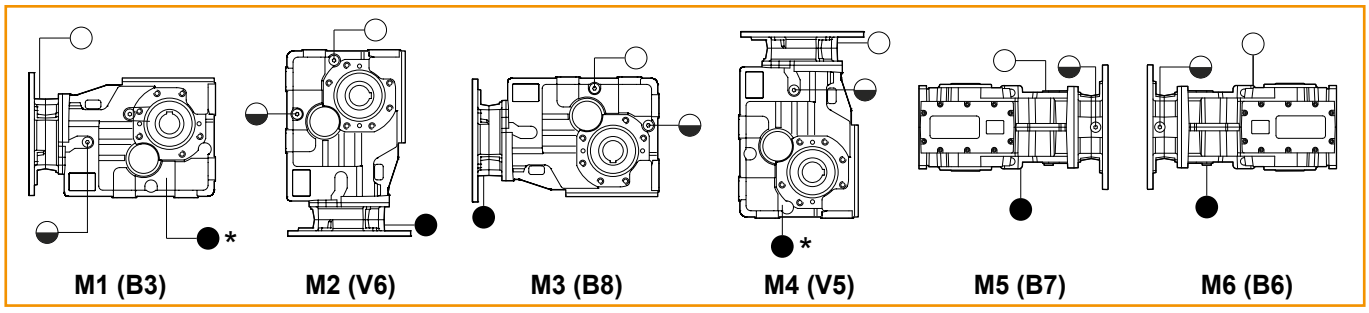

* Tappo di scarico in posizione posteriore

** Oil draing plug in backside position.*

○ Sfiato e tappo di riempimento / *Breather and filling plug*
◒ Livello olio / *Oil level plug*
● Tappo di scarico / *Oil drain plug*

Carichi radiali in entrata — *Input radial loads*

ITB423 ITB433	n_1 [min^{-1}]	Potenza motore/ *Motor Power [kW]*			
		2.2	3.0	4.0	5.5
R1 [N]	1400	1800			750
	900	2100		1200	-
	500	2500	-	-	-

ITB443	n_1 [min^{-1}]	Potenza motore/ *Motor Power [kW]*					
		5.5	7.5	9.2	11.0	15.0	18.5
R1 [N]	1400	3700				2800	1200
	900	4900			3300	650	-
	500	5250	3900	1300	-	-	-

I carichi radiali entrata massimi applicabili sono riportati nelle tabelle precedenti.
Quando il carico radiale risultante non è applicato sulla mezzeria dell'albero occorre calcolare quello effettivo con la seguente formula:

The radial loads maximum input applicable are indicated in the previous tables.
When the resulting radial load is not applied on the centre line of the shaft it is necessary to calculate the effective load with the following formula:

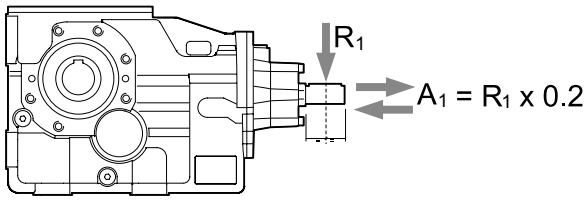

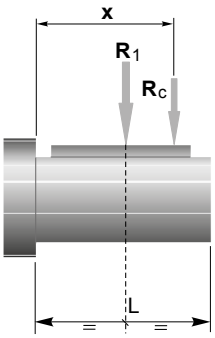

	ITB 423	ITB 433	ITB 443
a	139		157
b	110		118

$$R_c = \frac{R_1 \cdot a}{(b+x)} \leq R_1$$

$$R \leq R_c$$

a, b = valori riportati nella tabella
a, b = values given in the table

Carichi radiali in uscita — *Output radial loads*

I carichi radiali uscita massimi applicabili sono riportati nelle tabelle dati tecnici.
Quando il carico radiale risultante non è applicato sulla mezzeria dell'albero occorre calcolare quello effettivo con la seguente formula:

The radial loads maximum output applicable are indicated in the technical data table.
When the resulting radial load is not applied on the centre line of the shaft it is necessary to calculate the effective load with the following formula:

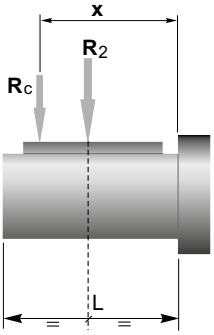

	ITB 423	ITB 433	ITB 443
a	182	218	252
b	142	168	192
R_{2MAX}	18500	23000	31000

$$R_c = \frac{R_2 \cdot a}{(b+x)} \leq R_{2MAX}$$

$$R \leq R_c$$

a, b = valori riportati nella tabella
a, b = values given in the table

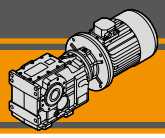

Dati tecnici — n_1 1400 min^{-1} — *Technical data*

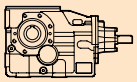

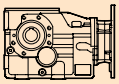

	n_2 [min^{-1}]	Mn_2 [Nm]	Pn_1 [kW]	i	R_2 [N]	IEC Motori applicabili *IEC Motor adapters*				
ITBIS 423						**ITB 423**				
						80B5	**90B5/B14**	**100B5/B14**	**112B5/B14**	**132B5/B14**
	191	500	10.62	7.34	9609					
	153	500	8.51	9.16	10851					
	118	600	7.90	11.85	12122					
	90	600	5.98	15.64	14119					
	76	700	5.96	18.32	14920					
	70	700	5.43	20.12	15708					
	61	800	5.46	22.85	16301					
	50	800	4.42	28.22	18306					*
	47	850	4.48	29.57	18500					*
	45	850	4.29	30.90	18500					*
	41	850	3.83	34.57	18500					*
	37	850	3.49	37.99	18500				*	*
	36	900	3.60	39.01	18500				*	*
	34	900	3.37	41.70	18500				*	*
	29	900	2.86	49.13	18500				*	
	28	900	2.80	50.19	18500				*	*
	26	900	2.61	53.77	18500				*	
	24	900	2.37	59.26	18500				*	
	20	900	1.99	70.40	18500			*	*	*
	18	950	1.92	77.08	18500			*	*	*
	16	950	1.72	86.24	18500			*	*	*
	15	950	1.56	94.77	18500			*	*	*
	14	950	1.42	104.04	18500			*	*	*
	11	950	1.21	122.57	18500			*	*	
	10	950	1.10	134.15	18500			*	*	
	9.5	950	1.00	147.84	18500			*	*	

N.B.
Le aree evidenziate indicano l'applicabilità della corrispondente grandezza motore.

N.B.
Highlighted areas indicate motor inputs available on each size of unit.

*** =** Il fattore di servizio (**sf**) deve essere scelto in funzione dell'applicazione: si prega di contattare il nostro Servizio Tecnico.

Prima di eseguire la scelta del motoriduttore riferirsi alle prestazioni elencate nelle tabelle dalla pag. C10 alla pag. C15.

**** =*** *The service factor (**sf**) has to be selected depending on application: please contact our Technical Department.*

Before selecting any gearbox, please read the performance values shown in the tables on page C10 to C15.

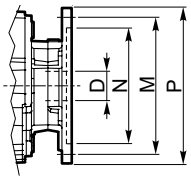

Dimensioni IEC / *IEC Dimensions*								
	71 B5	**80 B5**	**90 B5**	**90 B14**	**100/112 B5**	**100/112 B14**	**132 B5**	**132 B14**
N	110	130	130	95	180	110	230	130
M	130	165	165	115	215	130	265	165
P	160	200	200	140	250	160	300	200
D	14	19	24		28		38	

Dati tecnici — n_1 1400 min^{-1} — *Technical data*

n_2 [min^{-1}]	Mn_2 [Nm]	Pn_1 [kW]	i	R_2 [N]	IEC Motori applicabili / *IEC Motor adapters*					
ITBIS 433					**ITB 433**					
					80B5	**90B5/B14**	**100B5/B14**	**112B5/B14**	**132B5/B14**	**160B5**
171	1000	18.99	8.21	12339						
137	1000	15.22	10.25	13935						
106	1300	15.30	13.25	15144						
80	1400	12.48	17.49	17285						
69	1600	12.21	20.44	18060						
62	1700	11.78	22.50	18635						
55	1700	10.40	25.49	19960						*
44	1700	8.40	31.56	22448						*
43	1700	8.04	32.98	23000						*
41	1700	7.67	34.55	23000						
36	1700	6.86	38.66	23000						
33	1700	6.24	42.48	23000						
32	1800	6.45	43.51	23000						*
30	1800	6.02	46.64	23000						
25	1800	5.01	55.98	23000					*	*
23	1600	4.15	60.14	23000						
21	1600	3.77	66.27	23000				*		
18	1800	3.58	78.52	23000				*	*	*
16	1800	3.27	85.97	23000				*	*	
15	1800	2.92	96.19	23000				*	*	
13	1800	2.66	105.70	23000				*	*	
12	1800	2.42	116.04	23000				*	*	
10	1800	2.05	136.71	23000			*	*		
9.4	1800	1.88	149.63	23000			*	*		
8.5	1800	1.70	164.89	23000			*	*		

N.B.
Le aree evidenziate indicano l'applicabilità della corrispondente grandezza motore.

N.B.
Highlighted areas indicate motor inputs available on each size of unit.

*** =** Il fattore di servizio (**sf**) deve essere scelto in funzione dell'applicazione: si prega di contattare il nostro Servizio Tecnico.

Prima di eseguire la scelta del motoriduttore riferirsi alle prestazioni elencate nelle tabelle dalla pag. C10 alla pag. C15.

**** =*** *The service factor (**sf**) has to be selected depending on application: please contact our Technical Department.*

Before selecting any gearbox, please read the performance values shown in the tables on page C10 to C15.

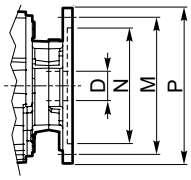

Dimensioni IEC / *IEC Dimensions*								
	80 B5	**90 B5**	**90 B14**	**100/112 B5**	**100/112 B14**	**132 B5**	**132 B14**	**160 B5**
N	130	130	95	180	110	230	130	250
M	165	165	115	215	130	265	165	300
P	200	200	140	250	160	300	200	350
D	19	24		28		38		42

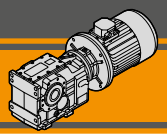

Dati tecnici — n_1 1400 min^{-1} — *Technical data*

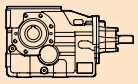

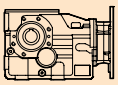

	n_2 [min^{-1}]	Mn_2 [Nm]	Pn_1 [kW]	i	R_2 [N]	IEC Motori applicabili *IEC Motor adapters*						
ITBIS 443						**ITB 443**						
						80B5	**90B5/B14**	**100B5/B14**	**112B5/B14**	**132B5/B14**	**160B5**	**180B5**
	178	1700	33.65	7.88	17306							
	147	1700	27.81	9.53	19220							
	119	1800	23.89	11.75	21325	*	*	*	*			
	99	2000	22.07	14.13	23076	*	*	*	*			
	81	2300	20.82	17.23	24849	*	*	*	*			
	61	2800	18.86	23.16	27511	*	*	*	*			
	56	3000	18.85	24.82	27861							
	47	3000	15.58	30.03	31000							*
	38	3000	12.64	37.01	31000							*
	36	2800	11.06	39.46	31000							*
	32	3200	11.21	44.51	31000							*
	29	2800	9.16	47.67	31000							
	26	3200	9.20	54.26	31000						*	*
	19	3500	7.48	72.94	31000						*	*
	15	3500	5.92	92.14	31000						*	*
	11	3500	4.39	124.32	31000					*	*	*
	10	3500	4.03	135.45	31000					*		
	9.3	3500	3.64	150.15	31000				*	*		
	8.5	3500	3.33	163.80	31000				*	*		
	7.8	3500	3.05	179.16	31000				*	*		

N.B.
Le aree evidenziate indicano l'applicabilità della corrispondente grandezza motore.

N.B.
Highlighted areas indicate motor inputs available on each size of unit.

*** =** Il fattore di servizio (**sf**) deve essere scelto in funzione dell'applicazione: si prega di contattare il nostro Servizio Tecnico.

Prima di eseguire la scelta del motoriduttore riferirsi alle prestazioni elencate nelle tabelle dalla pag. C10 alla pag. C15.

**** =*** *The service factor (**sf**) has to be selected depending on application: please contact our Technical Department.*

Before selecting any gearbox, please read the performance values shown in the tables on page C10 to C15.

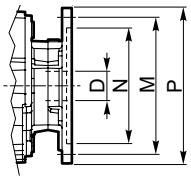

Dimensioni IEC / *IEC Dimensions*									
	80 B5	**90 B5**	**90 B14**	**100/112 B5**	**100/112 B14**	**132 B5**	**132 B14**	**160 B5**	**180 B5**
N	130	130	95	180	110	230	130	250	250
M	165	165	115	215	130	265	165	300	300
P	200	200	140	250	160	300	200	350	350
D	19	24		28		38		42	48

Dati tecnici

Technical data

P_1 [kW]	n_2 [min^{-1}]	M_2 [Nm]	sf	i		IEC	R_2 [N]
0.55							
80A4 (1400 min^{-1})	**191**	26	19	7.34	**ITB423**	**B5**	11001
	153	32	15	9.16		**B5**	12403
	118	42	14	11.85		**B5**	14255
	90	55	11	15.64		**B5**	16545
	76	65	11	18.32		**B5**	18005
	70	71	9.9	20.12		**B5**	18500
	61	81	9.9	22.85		**B5**	18500
	50	100	8.0	28.22		**B5**	18500
	47	104	8.2	29.57		**B5**	18500
	45	109	7.8	30.90		**B5**	18500
	40	122	7.0	34.57		**B5**	18500
	37	134	6.3	37.99		**B5**	18500
	36	138	6.5	39.01		**B5**	18500
	34	147	6.1	41.70		**B5**	18500
	29	173	5.2	49.13		**B5**	18500
	28	177	5.1	50.19		**B5**	18500
	26	190	4.7	53.77		**B5**	18500
	24	209	4.3	59.26		**B5**	18500
	20	248	3.6	70.40		**B5**	18500
	18	272	3.5	77.08		**B5**	18500
	16	304	3.1	86.24		**B5**	18500
	15	334	2.8	94.77		**B5**	18500
	13	367	2.6	104.04		**B5**	18500
	11	432	2.2	122.57		**B5**	18500
	10	473	2.0	134.15		**B5**	18500
	9.5	521	1.8	147.84		**B5**	18500
	25	197	9.1	55.98	**ITB433**	**B5**	23000
	23	212	7.5	60.14		**B5**	23000
	21	234	6.8	66.27		**B5**	23000
	18	277	6.5	78.52		**B5**	23000
	16	303	5.9	85.97		**B5**	23000
	15	339	5.3	96.19		**B5**	23000
	13	373	4.8	105.70		**B5**	23000
	12	409	4.4	116.04		**B5**	23000
	10	482	3.7	136.71		**B5**	23000
	9.4	528	3.4	149.63		**B5**	23000
	8.5	582	3.1	164.89		**B5**	23000
	11	438	8.0	124.32	**ITB443**	**B5**	31000
	10	478	7.3	135.45		**B5**	31000
	9.3	530	6.6	150.15		**B5**	31000
	8.5	578	6.1	163.80		**B5**	31000
	7.8	632	5.5	179.16		**B5**	31000

P_1 [kW]	n_2 [min^{-1}]	M_2 [Nm]	sf	i		IEC	R_2 [N]
0.75							
80B4 (1400 min^{-1})	**191**	35	14	7.34	**ITB423**	**B5**	10973
	153	44	11	9.16		**B5**	12364
	118	57	11	11.85		**B5**	14197
	90	75	8.0	15.64		**B5**	16455
	76	88	7.9	18.32		**B5**	17891
	70	97	7.2	20.12		**B5**	18500
	61	110	7.3	22.85		**B5**	18500
	50	136	5.9	28.22		**B5**	18500
	47	142	6.0	29.57		**B5**	18500
	45	149	5.7	30.90		**B5**	18500
	40	166	5.1	34.57		**B5**	18500
	37	183	4.7	37.99		**B5**	18500
	36	188	4.8	39.01		**B5**	18500
	34	201	4.5	41.70		**B5**	18500
	29	236	3.8	49.13		**B5**	18500
	28	241	3.7	50.19		**B5**	18500
	26	259	3.5	53.77		**B5**	18500
	24	285	3.2	59.26		**B5**	18500
	20	339	2.7	70.40		**B5**	18500
	18	371	2.6	77.08		**B5**	18500
	16	415	2.3	86.24		**B5**	18500
	15	456	2.1	94.77		**B5**	18500
	13	500	1.9	104.04		**B5**	18500
	11	589	1.6	122.57		**B5**	18500
	10	645	1.5	134.15		**B5**	18500
	9.5	711	1.3	147.84		**B5**	18500
	41	166	10	34.55	**ITB433**	**B5**	23000
	36	186	9.1	38.66		**B5**	23000
	33	204	8.3	42.48		**B5**	23000
	32	209	8.6	43.51		**B5**	23000
	30	224	8.0	46.64		**B5**	23000
	25	269	6.7	55.98		**B5**	23000
	23	289	5.5	60.14		**B5**	23000
	21	319	5.0	66.27		**B5**	23000
	18	378	4.8	78.52		**B5**	23000
	16	413	4.4	85.97		**B5**	23000
	15	463	3.9	96.19		**B5**	23000
	13	508	3.5	105.70		**B5**	23000
	12	558	3.2	116.04		**B5**	23000
	10	657	2.7	136.71		**B5**	23000
	9.4	720	2.5	149.63		**B5**	23000
	8.5	793	2.3	164.89		**B5**	23000
	19	351	10	72.94	**ITB443**	**B5**	31000
	15	443	7.9	92.14		**B5**	31000
	11	598	5.9	124.32		**B5**	31000
	10	651	5.4	135.45		**B5**	31000
	9.3	722	4.8	150.15		**B5**	31000
	8.5	788	4.4	163.80		**B5**	31000
	7.8	862	4.1	179.16		**B5**	31000

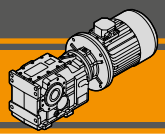

Dati tecnici

Technical data

1.1

P_1 [kW]	n_2 [min^{-1}]	M_2 [Nm]	sf	i		IEC	R_2 [N]
90S4 (1400 min^{-1})	**191**	52	9.7	7.34	**ITB423**	**B5/B14**	10925
	153	65	7.7	9.16		**B5/B14**	12295
	118	84	7.2	11.85		**B5/B14**	14095
	90	110	5.4	15.64		**B5/B14**	16299
	76	129	5.4	18.32		**B5/B14**	17692
	70	142	4.9	20.12		**B5/B14**	18500
	61	161	5.0	22.85		**B5/B14**	18500
	50	199	4.0	28.22		**B5/B14**	18500
	47	209	4.1	29.57		**B5/B14**	18500
	45	218	3.9	30.90		**B5/B14**	18500
	40	244	3.5	34.57		**B5/B14**	18500
	37	268	3.2	37.99		**B5/B14**	18500
	36	275	3.3	39.01		**B5/B14**	18500
	34	294	3.1	41.70		**B5/B14**	18500
	29	347	2.6	49.13		**B5/B14**	18500
	28	354	2.5	50.19		**B5/B14**	18500
	26	379	2.4	53.77		**B5/B14**	18500
	24	418	2.2	59.26		**B5/B14**	18500
	20	497	1.8	70.40		**B5/B14**	18500
	18	544	1.7	77.08		**B5/B14**	18500
	16	608	1.6	86.24		**B5/B14**	18500
	15	668	1.4	94.77		**B5/B14**	18500
	13	734	1.3	104.04		**B5/B14**	18500
	11	865	1.1	122.57		**B5/B14**	18500
	10	946	1.0	134.15		**B5/B14**	18500
	9.5	1043	0.9	147.84		**B5/B14**	18500
	55	180	9.5	25.49	**ITB433**	**B5/B14**	23000
	44	223	7.6	31.56		**B5/B14**	23000
	42	233	7.3	32.98		**B5/B14**	23000
	41	244	7.0	34.55		**B5/B14**	23000
	36	273	6.2	38.66		**B5/B14**	23000
	33	300	5.7	42.48		**B5/B14**	23000
	32	307	5.9	43.51		**B5/B14**	23000
	30	329	5.5	46.64		**B5/B14**	23000
	25	395	4.6	55.98		**B5/B14**	23000
	23	424	3.8	60.14		**B5/B14**	23000
	21	467	3.4	66.27		**B5/B14**	23000
	18	554	3.3	78.52		**B5/B14**	23000
	16	606	3.0	85.97		**B5/B14**	23000
	15	678	2.7	96.19		**B5/B14**	23000
	13	746	2.4	105.70		**B5/B14**	23000
	12	818	2.2	116.04		**B5/B14**	23000
	10	964	1.9	136.71		**B5/B14**	23000
	9.4	1055	1.7	149.63		**B5/B14**	23000
	8.5	1163	1.5	164.89		**B5/B14**	23000
	35	278	10	39.46	**ITB443**	**B5/B14**	31000
	31	314	10	44.51		**B5/B14**	31000
	29	336	8.3	47.67		**B5/B14**	31000
	26	383	8.4	54.26		**B5/B14**	31000
	19	515	6.8	72.94		**B5/B14**	31000
	15	650	5.4	92.14		**B5/B14**	31000
	11	877	4.0	124.32		**B5/B14**	31000
	10	955	3.7	135.45		**B5/B14**	31000
	9.3	1059	3.3	150.15		**B5/B14**	31000
	8.5	1155	3.0	163.80		**B5/B14**	31000
	7.8	1264	2.8	179.16		**B5/B14**	31000

1.5

P_1 [kW]	n_2 [min^{-1}]	M_2 [Nm]	sf	i		IEC	R_2 [N]
90L4 (1400 min^{-1})	**191**	71	7.1	7.34	**ITB423**	**B5/B14**	10870
	153	88	5.7	9.16		**B5/B14**	12218
	118	114	5.3	11.85		**B5/B14**	13979
	90	150	4.0	15.64		**B5/B14**	16120
	76	176	4.0	18.32		**B5/B14**	17463
	70	194	3.6	20.12		**B5/B14**	18298
	61	220	3.6	22.85		**B5/B14**	18500
	50	271	2.9	28.22		**B5/B14**	18500
	47	284	3.0	29.57		**B5/B14**	18500
	45	297	2.9	30.90		**B5/B14**	18500
	40	332	2.6	34.57		**B5/B14**	18500
	37	365	2.3	37.99		**B5/B14**	18500
	36	375	2.4	39.01		**B5/B14**	18500
	34	401	2.2	41.70		**B5/B14**	18500
	29	473	1.9	49.13		**B5/B14**	18500
	28	483	1.9	50.19		**B5/B14**	18500
	26	517	1.7	53.77		**B5/B14**	18500
	24	570	1.6	59.26		**B5/B14**	18500
	20	677	1.3	70.40		**B5/B14**	18500
	18	741	1.3	77.08		**B5/B14**	18500
	16	829	1.1	86.24		**B5/B14**	18500
	15	912	1.0	94.77		**B5/B14**	18500
	13	1001	0.9	104.04		**B5/B14**	18500
	106	127	10	13.25	**ITB433**	**B5/B14**	18711
	80	168	8.3	17.49		**B5/B14**	21650
	69	197	8.1	20.44		**B5/B14**	23000
	62	216	7.9	22.50		**B5/B14**	23000
	55	245	6.9	25.49		**B5/B14**	23000
	44	304	5.6	31.56		**B5/B14**	23000
	42	317	5.4	32.98		**B5/B14**	23000
	41	332	5.1	34.55		**B5/B14**	23000
	36	372	4.6	38.66		**B5/B14**	23000
	33	409	4.2	42.48		**B5/B14**	23000
	32	419	4.3	43.51		**B5/B14**	23000
	30	449	4.0	46.64		**B5/B14**	23000
	25	538	3.3	55.98		**B5/B14**	23000
	23	578	2.8	60.14		**B5/B14**	23000
	21	637	2.5	66.27		**B5/B14**	23000
	18	755	2.4	78.52		**B5/B14**	23000
	16	827	2.2	85.97		**B5/B14**	23000
	15	925	1.9	96.19		**B5/B14**	23000
	13	1017	1.8	105.70		**B5/B14**	23000
	12	1116	1.6	116.04		**B5/B14**	23000
	10	1315	1.4	136.71		**B5/B14**	23000
	9.4	1439	1.3	149.63		**B5/B14**	23000
	8.5	1586	1.1	164.89		**B5/B14**	23000
	38	356	8.4	37.01	**ITB443**	**B5/B14**	31000
	35	380	7.4	39.46		**B5/B14**	31000
	31	428	7.5	44.51		**B5/B14**	31000
	29	458	6.1	47.67		**B5/B14**	31000
	26	522	6.1	54.26		**B5/B14**	31000
	19	702	5.0	72.94		**B5/B14**	31000
	15	886	3.9	92.14		**B5/B14**	31000
	11	1196	2.9	124.32		**B5/B14**	31000
	10	1303	2.7	135.45		**B5/B14**	31000
	9.3	1444	2.4	150.15		**B5/B14**	31000
	8.5	1576	2.2	163.80		**B5/B14**	31000
	7.8	1723	2.0	179.16		**B5/B14**	31000

Dati tecnici

Technical data

1.85

P_1 [kW]	n_2 [min^{-1}]	M_2 [Nm]	sf	i		IEC	R_2 [N]
90LB4 (1400 min^{-1})	**191**	87	5.7	7.34	**ITB423**	**B5/B14**	10821
	153	109	4.6	9.16		**B5/B14**	12149
	118	141	4.3	11.85		**B5/B14**	13877
	90	186	3.2	15.64		**B5/B14**	15964
	76	217	3.2	18.32		**B5/B14**	17264
	70	239	2.9	20.12		**B5/B14**	18067
	61	271	3.0	22.85		**B5/B14**	18500
	50	335	2.4	28.22		**B5/B14**	18500
	47	351	2.4	29.57		**B5/B14**	18500
	45	367	2.3	30.90		**B5/B14**	18500
	40	410	2.1	34.57		**B5/B14**	18500
	37	451	1.9	37.99		**B5/B14**	18500
	36	463	1.9	39.01		**B5/B14**	18500
	34	495	1.8	41.70		**B5/B14**	18500
	29	583	1.5	49.13		**B5/B14**	18500
	28	595	1.5	50.19		**B5/B14**	18500
	26	638	1.4	53.77		**B5/B14**	18500
	24	703	1.3	59.26		**B5/B14**	18500
	20	835	1.1	70.40		**B5/B14**	18500
	18	914	1.0	77.08		**B5/B14**	18500
	16	1023	0.9	86.24		**B5/B14**	18500
	170	97	10	8.21	**ITB433**	**B5/B14**	14449
	137	122	8.2	10.25		**B5/B14**	16254
	106	157	8.3	13.25		**B5/B14**	18620
	80	207	6.7	17.49		**B5/B14**	21511
	69	242	6.6	20.44		**B5/B14**	23000
	62	267	6.4	22.50		**B5/B14**	23000
	55	302	5.6	25.49		**B5/B14**	23000
	44	374	4.5	31.56		**B5/B14**	23000
	42	391	4.3	32.98		**B5/B14**	23000
	41	410	4.1	34.55		**B5/B14**	23000
	36	459	3.7	38.66		**B5/B14**	23000
	33	504	3.4	42.48		**B5/B14**	23000
	32	516	3.5	43.51		**B5/B14**	23000
	30	553	3.3	46.64		**B5/B14**	23000
	25	664	2.7	55.98		**B5/B14**	23000
	23	713	2.2	60.14		**B5/B14**	23000
	21	786	2.0	66.27		**B5/B14**	23000
	18	931	1.9	78.52		**B5/B14**	23000
	16	1020	1.8	85.97		**B5/B14**	23000
	15	1141	1.6	96.19		**B5/B14**	23000
	13	1254	1.4	105.70		**B5/B14**	23000
	12	1376	1.3	116.04		**B5/B14**	23000
	10	1622	1.1	136.71		**B5/B14**	23000
	9.4	1775	1.0	149.63		**B5/B14**	23000
	38	439	6.8	37.01	**ITB443**	**B5/B14**	31000
	35	468	6.0	39.46		**B5/B14**	31000
	31	528	6.1	44.51		**B5/B14**	31000
	29	565	5.0	47.67		**B5/B14**	31000
	26	644	5.0	54.26		**B5/B14**	31000
	19	865	4.0	72.94		**B5/B14**	31000
	15	1093	3.2	92.14		**B5/B14**	31000
	11	1475	2.4	124.32		**B5/B14**	31000
	10	1607	2.2	135.45		**B5/B14**	31000
	9.3	1781	2.0	150.15		**B5/B14**	31000
	8.5	1943	1.8	163.80		**B5/B14**	31000
	7.8	2125	1.6	179.16		**B5/B14**	31000

2.2

P_1 [kW]	n_2 [min^{-1}]	M_2 [Nm]	sf	i		IEC	R_2 [N]
100LA4 (1400 min^{-1})	**191**	104	4.8	7.34	**ITB423**	**B5/B14**	10773
	153	129	3.9	9.16		**B5/B14**	12081
	118	167	3.6	11.85		**B5/B14**	13776
	90	221	2.7	15.64		**B5/B14**	15808
	76	258	2.7	18.32		**B5/B14**	17064
	70	284	2.5	20.12		**B5/B14**	17836
	61	322	2.5	22.85		**B5/B14**	18500
	50	398	2.0	28.22		**B5/B14**	18500
	47	417	2.0	29.57		**B5/B14**	18500
	45	436	2.0	30.90		**B5/B14**	18500
	40	488	1.7	34.57		**B5/B14**	18500
	37	536	1.6	37.99		**B5/B14**	18500
	36	550	1.6	39.01		**B5/B14**	18500
	34	588	1.5	41.70		**B5/B14**	18500
	29	693	1.3	49.13		**B5/B14**	18500
	28	708	1.3	50.19		**B5/B14**	18500
	26	759	1.2	53.77		**B5/B14**	18500
	24	836	1.1	59.26		**B5/B14**	18500
	170	116	8.6	8.21	**ITB433**	**B5/B14**	14406
	137	145	6.9	10.25		**B5/B14**	16193
	106	187	7.0	13.25		**B5/B14**	18530
	80	247	5.7	17.49		**B5/B14**	21372
	69	288	5.6	20.44		**B5/B14**	23000
	62	317	5.4	22.50		**B5/B14**	23000
	55	360	4.7	25.49		**B5/B14**	23000
	44	445	3.8	31.56		**B5/B14**	23000
	42	465	3.7	32.98		**B5/B14**	23000
	41	487	3.5	34.55		**B5/B14**	23000
	36	545	3.1	38.66		**B5/B14**	23000
	33	599	2.8	42.48		**B5/B14**	23000
	32	614	2.9	43.51		**B5/B14**	23000
	30	658	2.7	46.64		**B5/B14**	23000
	25	790	2.3	55.98		**B5/B14**	23000
	23	848	1.9	60.14		**B5/B14**	23000
	21	935	1.7	66.27		**B5/B14**	23000
	18	1108	1.6	78.52		**B5/B14**	23000
	16	1213	1.5	85.97		**B5/B14**	23000
	15	1357	1.3	96.19		**B5/B14**	23000
	13	1491	1.2	105.70		**B5/B14**	23000
	12	1637	1.1	116.04		**B5/B14**	23000
	38	522	5.7	37.01	**ITB443**	**B5/B14**	31000
	35	557	5.0	39.46		**B5/B14**	31000
	31	628	5.1	44.51		**B5/B14**	31000
	29	672	4.2	47.67		**B5/B14**	31000
	26	765	4.2	54.26		**B5/B14**	31000
	19	1029	3.4	72.94		**B5/B14**	31000
	15	1300	2.7	92.14		**B5/B14**	31000
	11	1754	2.0	124.32		**B5/B14**	31000
	10	1911	1.8	135.45		**B5/B14**	31000
	9.3	2118	1.7	150.15		**B5/B14**	31000
	8.5	2311	1.5	163.80		**B5/B14**	31000
	7.8	2527	1.4	179.16		**B5/B14**	31000

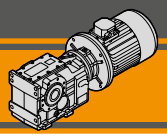

Dati tecnici

Technical data

P_1 [kW]	n_2 [min^{-1}]	M_2 [Nm]	sf	i		IEC	R_2 [N]
3							
100LB4 (1400 min^{-1})	**191**	141	3.5	7.34	**ITB423**	**B5/B14**	10662
	153	176	2.8	9.16		**B5/B14**	11925
	118	228	2.6	11.85		**B5/B14**	13543
	90	301	2.0	15.64		**B5/B14**	15451
	76	352	2.0	18.32		**B5/B14**	16608
	70	387	1.8	20.12		**B5/B14**	17308
	61	440	1.8	22.85		**B5/B14**	18277
	50	543	1.5	28.22		**B5/B14**	18500
	47	569	1.5	29.57		**B5/B14**	18500
	45	594	1.4	30.90		**B5/B14**	18500
	40	665	1.3	34.57		**B5/B14**	18500
	37	731	1.2	37.99		**B5/B14**	18500
	36	750	1.2	39.01		**B5/B14**	18500
	34	802	1.1	41.70		**B5/B14**	18500
	29	945	1.0	49.13		**B5/B14**	18500
	170	158	6.3	8.21	**ITB433**	**B5/B14**	14307
	137	197	5.1	10.25		**B5/B14**	16054
	106	255	5.1	13.25		**B5/B14**	18323
	80	336	4.2	17.49		**B5/B14**	21054
	69	393	4.1	20.44		**B5/B14**	22719
	62	433	3.9	22.50		**B5/B14**	23000
	55	490	3.5	25.49		**B5/B14**	23000
	44	607	2.8	31.56		**B5/B14**	23000
	42	634	2.7	32.98		**B5/B14**	23000
	41	665	2.6	34.55		**B5/B14**	23000
	36	744	2.3	38.66		**B5/B14**	23000
	33	817	2.1	42.48		**B5/B14**	23000
	32	837	2.2	43.51		**B5/B14**	23000
	30	897	2.0	46.64		**B5/B14**	23000
	25	1077	1.7	55.98		**B5/B14**	23000
	23	1157	1.4	60.14		**B5/B14**	23000
	21	1275	1.3	66.27		**B5/B14**	23000
	18	1510	1.2	78.52		**B5/B14**	23000
	16	1654	1.1	85.97		**B5/B14**	23000
	15	1850	1.0	96.19		**B5/B14**	23000
	38	712	4.2	37.01	**ITB443**	**B5/B14**	31000
	35	759	3.7	39.46		**B5/B14**	31000
	31	856	3.7	44.51		**B5/B14**	31000
	29	917	3.1	47.67		**B5/B14**	31000
	26	1044	3.1	54.26		**B5/B14**	31000
	19	1403	2.5	72.94		**B5/B14**	31000
	15	1772	2.0	92.14		**B5/B14**	31000
	11	2391	1.5	124.32		**B5/B14**	31000
	10	2606	1.3	135.45		**B5/B14**	31000
	9.3	2888	1.2	150.15		**B5/B14**	31000
	8.5	3151	1.1	163.80		**B5/B14**	31000
	7.8	3446	1.0	179.16		**B5/B14**	31000

P_1 [kW]	n_2 [min^{-1}]	M_2 [Nm]	sf	i		IEC	R_2 [N]
4							
112M4 (1400 min^{-1})	**191**	188	2.7	7.34	**ITB423**	**B5/B14**	10524
	153	235	2.1	9.16		**B5/B14**	11730
	118	304	2.0	11.85		**B5/B14**	13253
	90	401	1.5	15.64		**B5/B14**	15005
	76	470	1.5	18.32		**B5/B14**	16037
	70	516	1.4	20.12		**B5/B14**	16649
	61	586	1.4	22.85		**B5/B14**	17474
	50	724	1.1	28.22		**B5/B14**	18500
	47	758	1.1	29.57		**B5/B14**	18500
	45	792	1.1	30.90		**B5/B14**	18500
	40	887	1.0	34.57		**B5/B14**	18500
	170	211	4.7	8.21	**ITB433**	**B5/B14**	14184
	137	263	3.8	10.25		**B5/B14**	15881
	106	340	3.8	13.25		**B5/B14**	18064
	80	449	3.1	17.49		**B5/B14**	20656
	69	524	3.1	20.44		**B5/B14**	22213
	62	577	2.9	22.50		**B5/B14**	23000
	55	654	2.6	25.49		**B5/B14**	23000
	44	809	2.1	31.56		**B5/B14**	23000
	42	846	2.0	32.98		**B5/B14**	23000
	41	886	1.9	34.55		**B5/B14**	23000
	36	992	1.7	38.66		**B5/B14**	23000
	33	1090	1.6	42.48		**B5/B14**	23000
	32	1116	1.6	43.51		**B5/B14**	23000
	30	1196	1.5	46.64		**B5/B14**	23000
	25	1436	1.3	55.98		**B5/B14**	23000
	23	1542	1.0	60.14		**B5/B14**	23000
	38	949	3.2	37.01	**ITB443**	**B5/B14**	31000
	35	1012	2.8	39.46		**B5/B14**	31000
	31	1142	2.8	44.51		**B5/B14**	31000
	29	1223	2.3	47.67		**B5/B14**	31000
	26	1392	2.3	54.26		**B5/B14**	31000
	19	1871	1.9	72.94		**B5/B14**	31000
	15	2363	1.5	92.14		**B5/B14**	31000
	11	3189	1.1	124.32		**B5/B14**	31000
	10	3474	1.0	135.45		**B5/B14**	31000

Dati tecnici

Technical data

P_1 [kW]	n_2 [min^{-1}]	M_2 [Nm]	sf	i		IEC	R_2 [N]
5.5							
132S4 (1400 min^{-1})	**191**	259	1.9	7.34	**ITB423**	**B5/B14**	10316
	153	323	1.5	9.16		**B5/B14**	11438
	118	418	1.4	11.85		**B5/B14**	12817
	90	552	1.1	15.64		**B5/B14**	14335
	76	646	1.1	18.32		**B5/B14**	15181
	70	710	1.0	20.12		**B5/B14**	15659
	61	806	1.0	22.85		**B5/B14**	16268
	170	290	3.5	8.21	**ITB433**	**B5/B14**	13999
	137	361	2.8	10.25		**B5/B14**	15621
	106	467	2.8	13.25		**B5/B14**	17676
	80	617	2.3	17.49		**B5/B14**	20060
	69	721	2.2	20.44		**B5/B14**	21454
	62	794	2.1	22.50		**B5/B14**	22325
	55	899	1.9	25.49		**B5/B14**	23000
	44	1113	1.5	31.56		**B5/B14**	23000
	42	1163	1.5	32.98		**B5/B14**	23000
	41	1219	1.4	34.55		**B5/B14**	23000
	36	1363	1.2	38.66		**B5/B14**	23000
	33	1498	1.1	42.48		**B5/B14**	23000
	32	1535	1.2	43.51		**B5/B14**	23000
	30	1645	1.1	46.64		**B5/B14**	23000
	178	278	6.1	7.88	**ITB443**	**B5/B14**	20029
	147	336	5.1	9.53		**B5/B14**	22120
	119	414	4.3	11.75		**B5/B14**	24631
	99	498	4.0	14.13		**B5/B14**	27041
	81	607	3.8	17.23		**B5/B14**	29833
	60	817	3.4	23.16		**B5/B14**	31000
	56	875	3.4	24.82		**B5/B14**	31000
	47	1059	2.8	30.03		**B5/B14**	31000
	38	1305	2.3	37.01		**B5/B14**	31000
	35	1392	2.0	39.46		**B5/B14**	31000
	31	1570	2.0	44.51		**B5/B14**	31000
	29	1681	1.7	47.67		**B5/B14**	31000
	26	1914	1.7	54.26		**B5/B14**	31000
	19	2573	1.4	72.94		**B5/B14**	31000
	15	3249	1.1	92.14		**B5/B14**	31000

P_1 [kW]	n_2 [min^{-1}]	M_2 [Nm]	sf	i		IEC	R_2 [N]
7.5							
132MA4 (1400 min^{-1})	**191**	353	1.4	7.34	**ITB423**	**B5/B14**	10040
	153	441	1.1	9.16		**B5/B14**	11049
	118	570	1.1	11.85		**B5/B14**	12236
	170	395	2.5	8.21	**ITB433**	**B5/B14**	13753
	137	493	2.0	10.25		**B5/B14**	15274
	106	637	2.0	13.25		**B5/B14**	17159
	80	841	1.7	17.49		**B5/B14**	19266
	69	983	1.6	20.44		**B5/B14**	20442
	62	1082	1.6	22.50		**B5/B14**	21150
	55	1226	1.4	25.49		**B5/B14**	22027
	44	1518	1.1	31.56		**B5/B14**	23000
	42	1586	1.1	32.98		**B5/B14**	23000
	41	1662	1.0	34.55		**B5/B14**	23000
	178	379	4.5	7.88	**ITB443**	**B5/B14**	19836
	147	458	3.7	9.53		**B5/B14**	21860
	119	565	3.2	11.75		**B5/B14**	24271
	99	680	2.9	14.13		**B5/B14**	26562
	81	828	2.8	17.23		**B5/B14**	29182
	60	1114	2.5	23.16		**B5/B14**	31000
	56	1194	2.5	24.82		**B5/B14**	31000
	47	1444	2.1	30.03		**B5/B14**	31000
	38	1780	1.7	37.01		**B5/B14**	31000
	35	1898	1.5	39.46		**B5/B14**	31000
	31	2141	1.5	44.51		**B5/B14**	31000
	29	2292	1.2	47.67		**B5/B14**	31000
	26	2609	1.2	54.26		**B5/B14**	31000
	19	3508	1.0	72.94		**B5/B14**	31000
9.2							
132L4 (1400 min^{-1})	**191**	433	1.2	7.34	**ITB423**	**B5/B14**	9805
	170	485	2.1	8.21	**ITB433**	**B5/B14**	13544
	137	604	1.7	10.25		**B5/B14**	14979
	106	782	1.7	13.25		**B5/B14**	16720
	80	1032	1.4	17.49		**B5/B14**	18590
	69	1206	1.3	20.44		**B5/B14**	19582
	62	1327	1.3	22.50		**B5/B14**	20152
	55	1504	1.1	25.49		**B5/B14**	20815
	178	465	3.7	7.88	**ITB443**	**B5/B14**	19671
	147	562	3.0	9.53		**B5/B14**	21639
	119	693	2.6	11.75		**B5/B14**	23966
	99	834	2.4	14.13		**B5/B14**	26156
	81	1016	2.3	17.23		**B5/B14**	28629
	60	1366	2.0	23.16		**B5/B14**	31000
	56	1464	2.0	24.82		**B5/B14**	31000
	47	1772	1.7	30.03		**B5/B14**	31000
	38	2183	1.4	37.01		**B5/B14**	31000
	35	2328	1.2	39.46		**B5/B14**	31000
	31	2626	1.2	44.51		**B5/B14**	31000
	29	2812	1.0	47.67		**B5/B14**	31000
	26	3201	1.0	54.26		**B5/B14**	31000

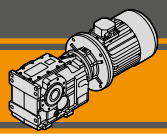

Dati tecnici

Technical data

P_1 [kW]	n_2 [min^{-1}]	M_2 [Nm]	sf	i		IEC	R_2 [N]
11							
160M4 (1400 min^{-1})	**170**	579	1.7	8.21	**ITB433**	**B5**	13322
	137	723	1.4	10.25		**B5**	14667
	106	935	1.4	13.25		**B5**	16254
	80	1234	1.1	17.49		**B5**	17875
	69	1441	1.1	20.44		**B5**	18672
	62	1587	1.1	22.50		**B5**	19095
	178	556	3.1	7.88	**ITB443**	**B5**	19497
	147	672	2.5	9.53		**B5**	21405
	119	829	2.2	11.75		**B5**	23642
	99	997	2.0	14.13		**B5**	25725
	81	1215	1.9	17.23		**B5**	28044
	60	1633	1.7	23.16		**B5**	31000
	56	1751	1.7	24.82		**B5**	31000
	47	2118	1.4	30.03		**B5**	31000
	38	2611	1.1	37.01		**B5**	31000
	35	2784	1.0	39.46		**B5**	31000
	31	3140	1.0	44.51		**B5**	31000
15							
160L4 (1400 min^{-1})	**170**	790	1.3	8.21	**ITB433**	**B5**	12830
	137	985	1.0	10.25		**B5**	13973
	106	1275	1.0	13.25		**B5**	15220
	178	758	2.2	7.88	**ITB443**	**B5**	19110
	147	917	1.9	9.53		**B5**	20885
	119	1130	1.6	11.75		**B5**	22923
	99	1359	1.5	14.13		**B5**	24768
	81	1657	1.4	17.23		**B5**	26743
	60	2227	1.3	23.16		**B5**	29496
	56	2387	1.3	24.82		**B5**	30067
	47	2888	1.0	30.03		**B5**	31000

P_1 [kW]	n_2 [min^{-1}]	M_2 [Nm]	sf	i		IEC	R_2 [N]
18.5							
180M4 (1400 min^{-1})	**178**	935	1.8	7.88	**ITB443**	**B5**	18772
	147	1131	1.5	9.53		**B5**	20430
	119	1394	1.3	11.75		**B5**	22294
	99	1676	1.2	14.13		**B5**	23931
	81	2043	1.1	17.23		**B5**	25605
	60	2747	1.0	23.16		**B5**	27695
	56	2944	1.0	24.82		**B5**	28062
22							
180L4 (1400 min^{-1})	**178**	1111	1.5	7.88	**ITB443**	**B5**	18433
	147	1345	1.3	9.53		**B5**	19975
	119	1658	1.1	11.75		**B5**	21665
	99	1993	1.0	14.13		**B5**	23093
	81	2430	0.9	17.23		**B5**	24467

Dimensioni ***Dimensions***

ITB 423 U

ITB 423 U

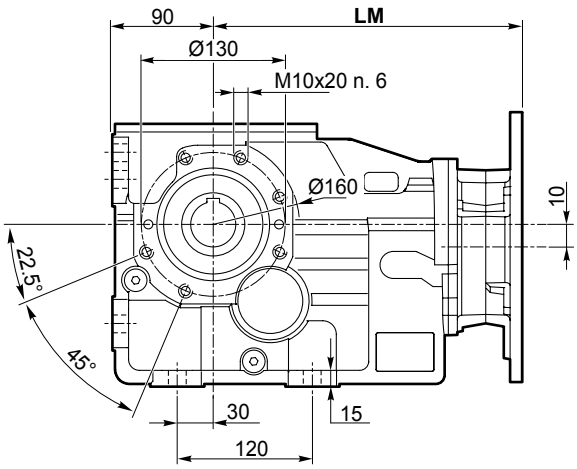

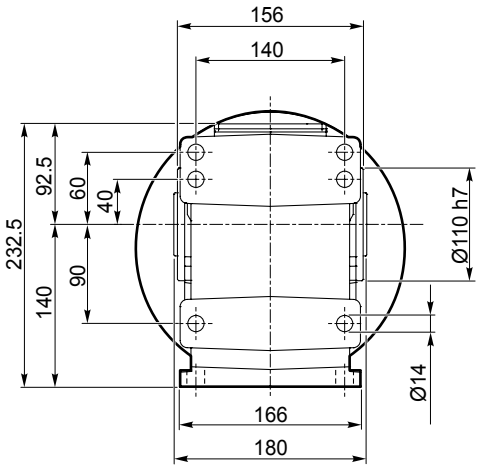

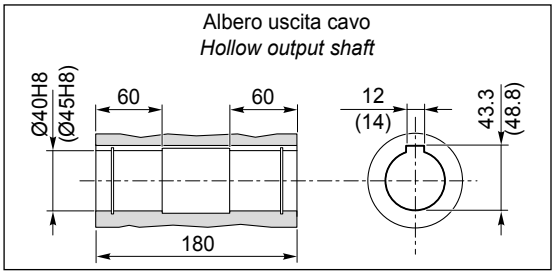

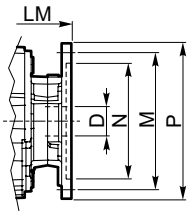

Dimensioni IEC / *IEC Dimensions*							
	80 B5	**90 B5**	**90 B14**	**100/112 B5**	**100/112 B14**	**132 B5**	**132 B14**
LM	279.5	279.5	284	283.5	284	304.5	
N	130	130	95	180	110	230	130
M	165	165	115	215	130	265	165
P	200	200	140	250	160	300	200
D	19	24		28		38	

IEC Motori applicabili
IEC Motor adapters

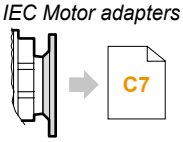

ITBIS 423..

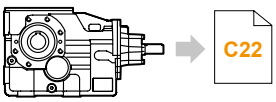

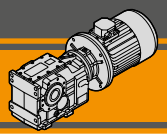

ITB 423 F...

ITB 423 F...

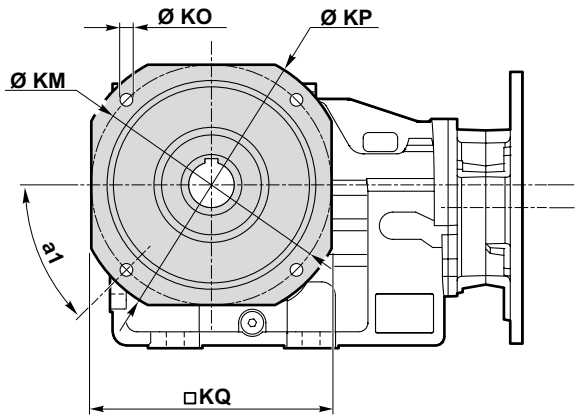

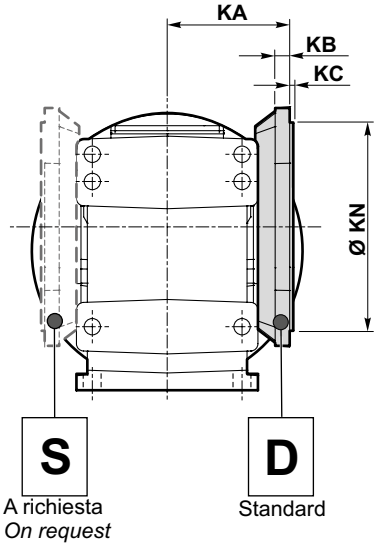

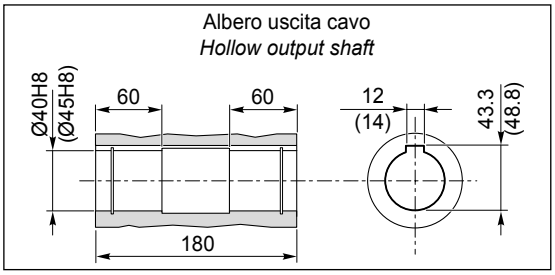

Versione **F** / ***F Version***											
ITB	**a_1**	**KA**	**KB**	**KC**	**KM**	**KN** f7	**KO**	**KP**	**KQ**	**Flangia / *Flange*** Tipo / *Type*	**Peso / *Weight*** [kg]
423	45°	113	13	4	165	130	11	200	172	**F200**	2.6
	45°	113	13	4	215	180	14	250	215	**F250**	3.8
	45°	113	13	4	265	230	14	300	265	**F300**	5.6

Peso / *Weight [kg]*							
ITB	**80 B5**	**90 B5**	**90 B14**	**100/112 B5**	**100/112 B14**	**132 B5**	**132 B14**
423 U	39	39	38	41	38	44	41

Nota: peso del riduttore complessivo di olio per la posizione M1 (B3)
Note: weight of the gearbox filled with oil for M1 (B3) assembly position

Dimensioni ***Dimensions***

ITB 433 U

ITB 433 U

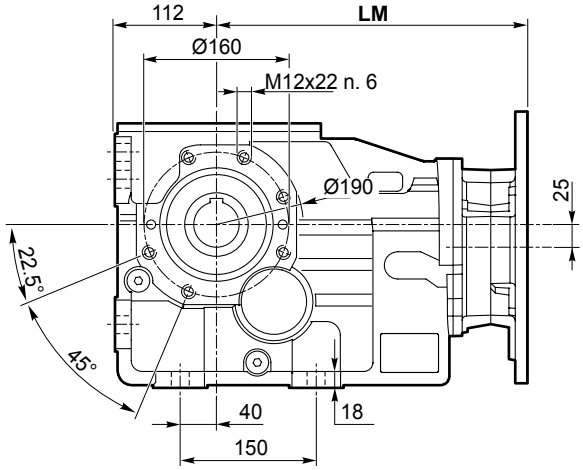

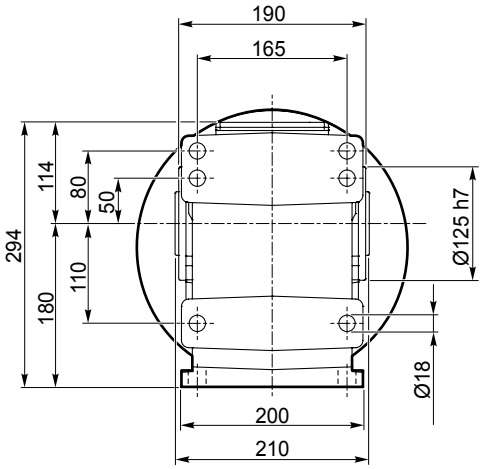

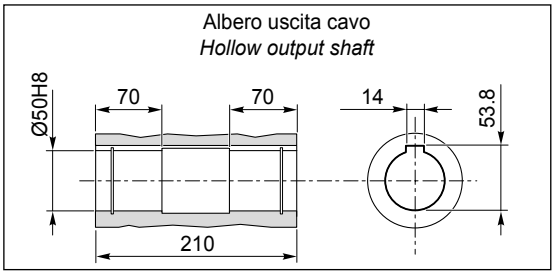

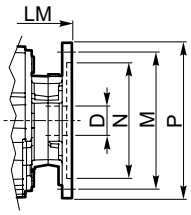

Dimensioni IEC / *IEC Dimensions*								
	80 B5	**90 B5**	**90 B14**	**100/112 B5**	**100/112 B14**	**132 B5**	**132 B14**	**160 B5**
LM	330	330	334.5	334	334.5	355		405
N	130	130	95	180	110	230	130	250
M	165	165	115	215	130	265	165	300
P	200	200	140	250	160	300	200	350
D	19	24		28		38		42

IEC Motori applicabili
IEC Motor adapters

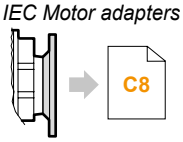

ITBIS 433..

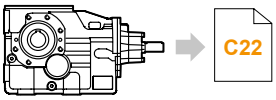

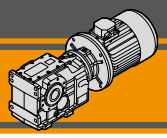

ITB 433 F...

ITB 433 F...

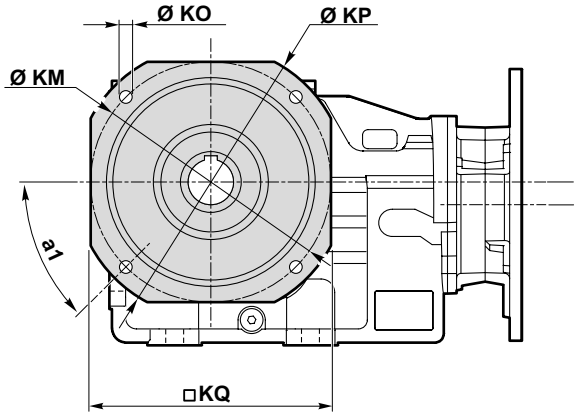

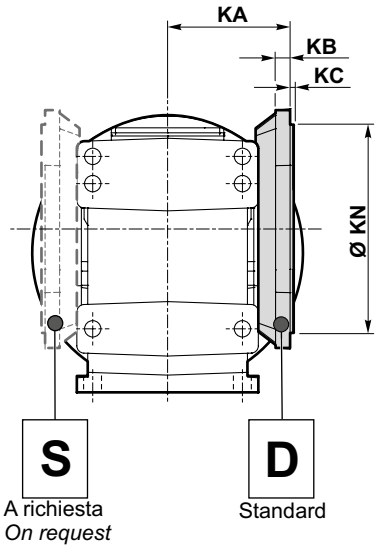

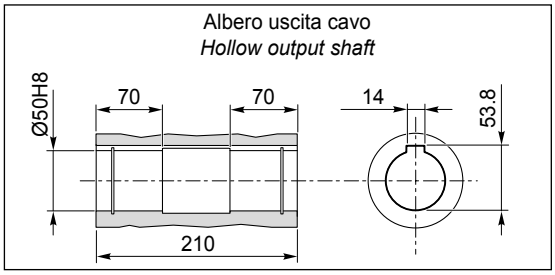

Versione **F** / ***F Version***											
ITB	**a_1**	**KA**	**KB**	**KC**	**KM**	**KN** f7	**KO**	**KP**	**KQ**	**Flangia / *Flange*** Tipo / *Type*	**Peso / *Weight*** [kg]
433	45°	135	16	4	215	180	14	250	215	**F250**	4.8
	45°	135	16	4	265	230	14	300	260	**F300**	7.1
	45°	135	16	4	300	250	18	350	300	**F350**	9.1

Peso / *Weight [kg]*								
ITB	**80 B5**	**90 B5**	**90 B14**	**100/112 B5**	**100/112 B14**	**132 B5**	**132 B14**	**160 B5**
433 U	65	65	64	67	64	70	67	78

Nota: peso del riduttore complessivo di olio per la posizione M1 (B3)
Note: weight of the gearbox filled with oil for M1 (B3) assembly position

Dimensioni ***Dimensions***

ITB 443 U

ITB 443 U

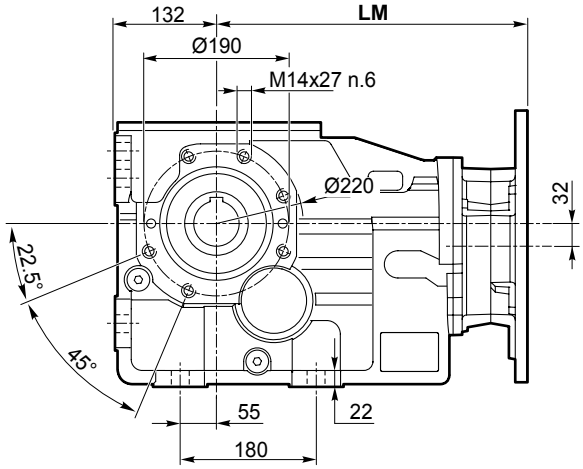

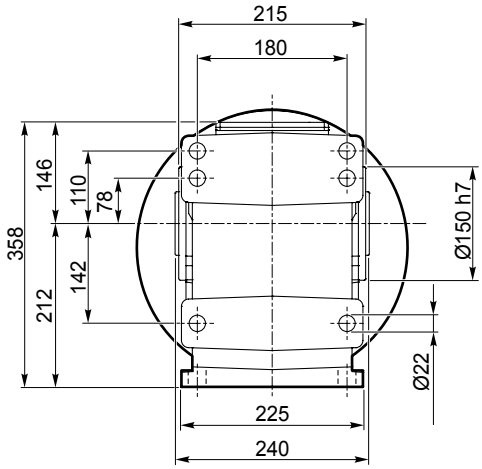

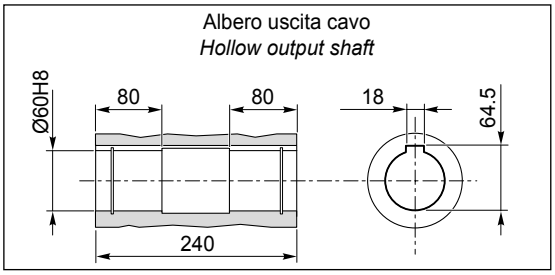

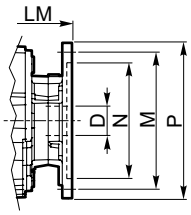

Dimensioni IEC / *IEC Dimensions*									
	80 B5	**90 B5**	**90 B14**	**100/112 B5**	**100/112 B14**	**132 B5**	**132 B14**	**160 B5**	**180 B5**
LM	375.5	375.5	380	379.5	383	400.5		450.5	450.5
N	130	130	95	180	110	230	130	250	250
M	165	165	115	215	130	265	165	300	300
P	200	200	140	250	160	300	200	350	350
D	19	24		28		38		42	48

IEC Motori applicabili
IEC Motor adapters

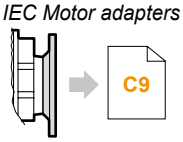

ITBIS 443..

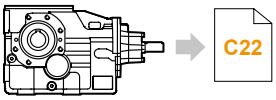

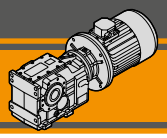

ITB 443 F...

ITB 443 F...

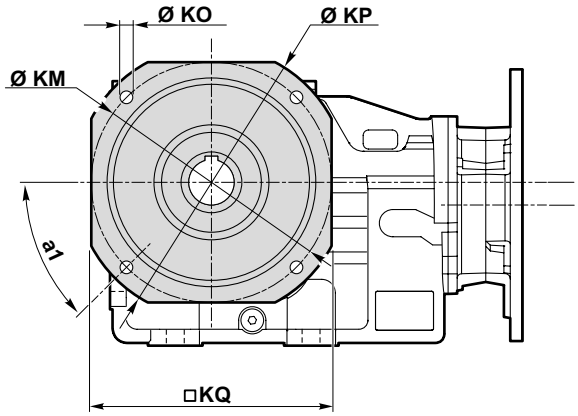

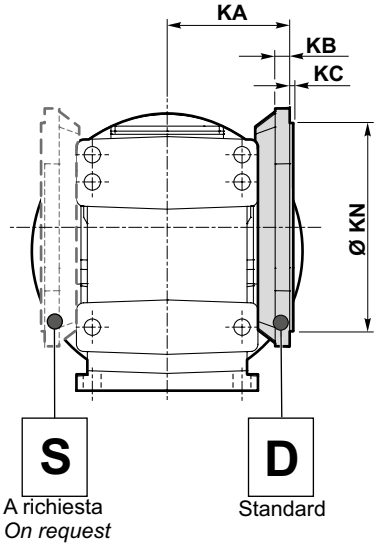

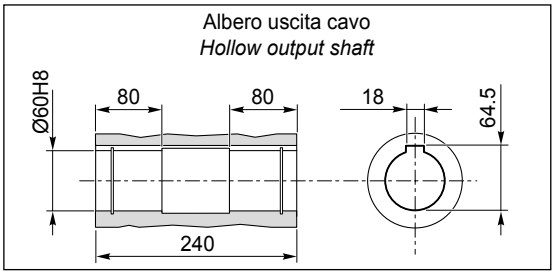

Versione **F** / ***F Version***											
ITB	**a_1**	**KA**	**KB**	**KC**	**KM**	**KN** f7	**KO**	**KP**	**KQ**	**Flangia / *Flange*** Tipo / *Type*	**Peso / *Weight*** [kg]
443	45°	150	18	4	265	230	14	300	265	**F300**	7.4
	45°	150	18	5	300	250	18	350	300	**F350**	10.2
	45°	150	18	5	400	350	18	450	400	**F450**	16.9

Peso / *Weight [kg]*									
ITB	**80 B5**	**90 B5**	**90 B14**	**100/112 B5**	**100/112 B14**	**132 B5**	**132 B14**	**160 B5**	**180 B5**
443 U	108	108	107	109	107	113	111	124	124

Nota: peso del riduttore complessivo di olio per la posizione M1 (B3)
Note: weight of the gearbox filled with oil for M1 (B3) assembly position

Dimensioni — *Dimensions*

ITBIS..

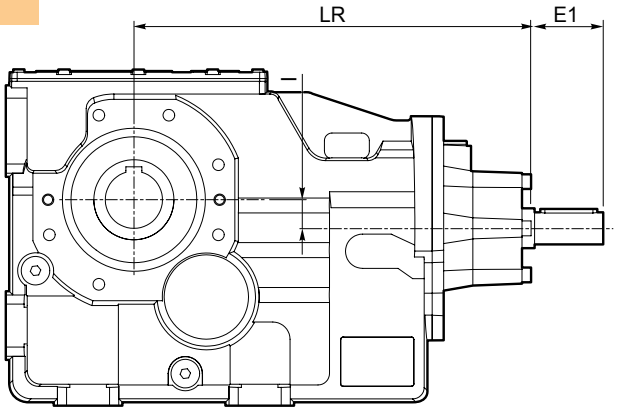

Albero entrata
Input shaft

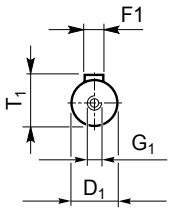

ITBIS	Versione *Version*	LR	D1	E1	I	T1	F1	G1
423	U F	312	28	60	10	31	8	M10
433		362.5	28	60	25	31	8	M10
443		425.5	38	80	32	41	10	M12

ITBIS	Peso / *Weight* [kg]
423 U	40
433 U	60
443 U	114

Accessori — *Accessories*

Albero lento / *Output shaft*

ITB.. SZ..
ITBIS..SZ..

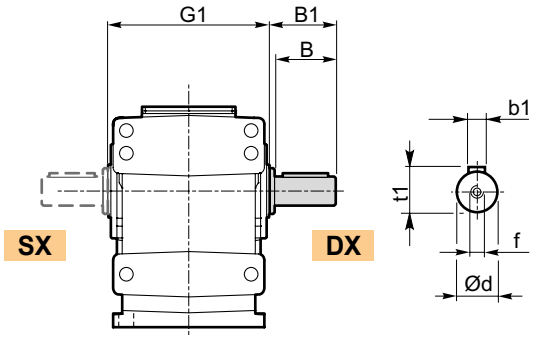

ITB... DZ
ITBIS..DZ

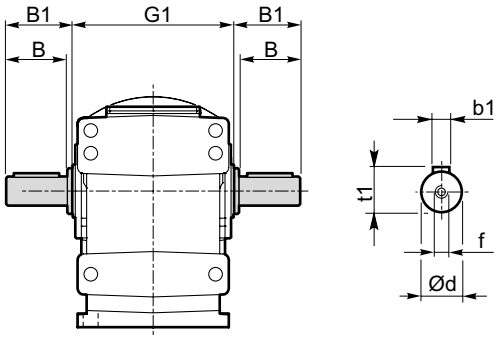

ITB	d h7	B	B1	G1	f	b1	t1	Peso / *Weight* [kg]	
								SZ	DZ
423	40	80	84	180	M16	12	43	2.2	3.2
433	50	100	105	210	M16	14	53.5	4.3	6.2
443	60	120	125	240	M20	18	64	7.1	10.3

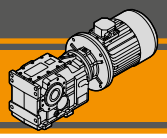

Albero lento con calettarore / *Output shaft with shrink disk*

ITB...G..
ITBIS..G..

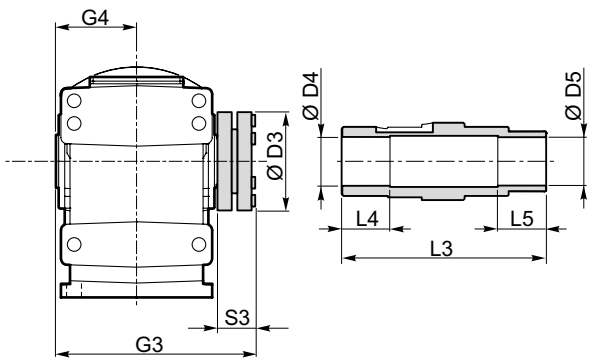

ITB		D3	D4 H8	D5 H8	G3	L3	L4	L5	S3	G4
423	G40	100	41	40	217.5	215	45	45	34.5	90
	G45	100	46	45	217.5	215	45	45	34.5	90
433	G50	110	51	50	247.5	245	50	50	34.5	105
443	G60	138	61	60	280.5	279	60	60	37.5	120

Kit albero uscita con calettatore disponibile a richiesta:
per le istruzioni di montaggio riferirsi al nostro Servizio Tecnico.

Output shaft kit with shrink disk available on request:
for assembly instructions please contact our Technical Service

Kit braccio di reazione — *Torque arm kit*

ITB..
ITBIS..

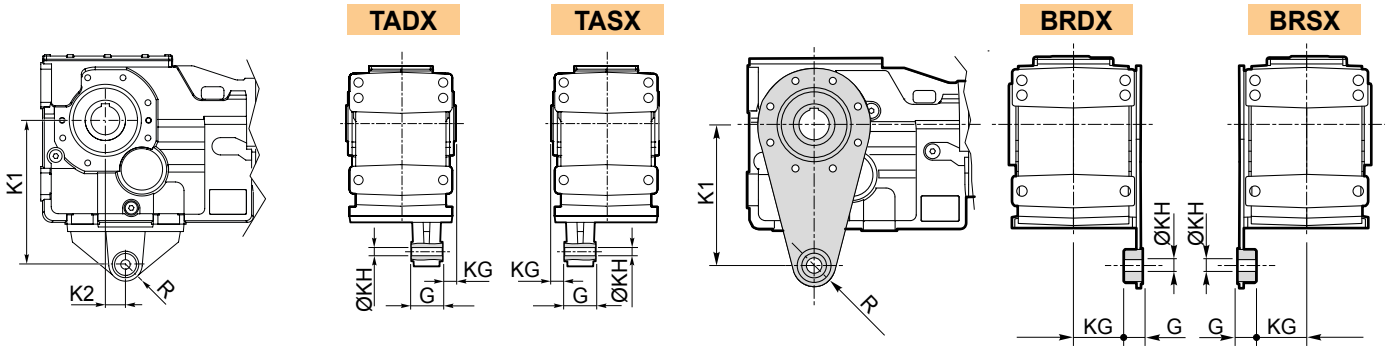

Braccio di reazione / *Torque arm*

ITB ITBIS	K1	K2	KG	KH	G	R	Peso / *Weight [kg]*
423	200	30	25	16.5	60	29	2.9
433	250	35	25	16.5	60	29	4.4
443	300	35	30	25	80	40	8.1

Braccio di reazione / *Torque arm*

ITB ITBIS	K1	KG	KH	G	R	Peso / *Weight [kg]*
423	200	68.5	20	25	30	1.6
433	250	83	25	30	35	2.7

Accessori / *Accessories*

Dispositivo antiretro / *Backstop device*

ITB...CW
ITB...CCW

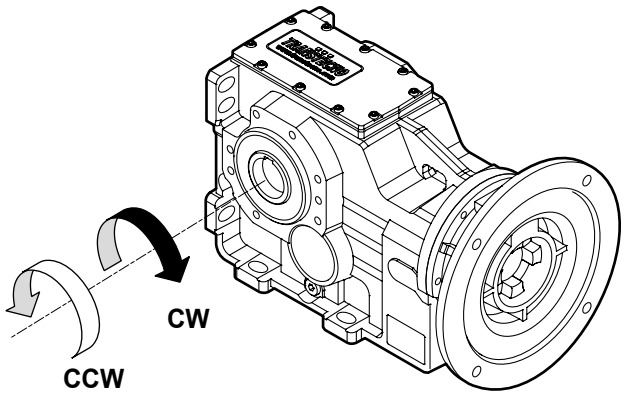

Il dispositivo antiretro permette la rotazione dell'albero in un solo senso senza creare ingombri aggiuntivi.
Prima di utilizzarlo è necessario specificare il senso di rotazione dell'albero di uscita come mostrato in figura.

The backstop device allows the output shaft to rotate in just one direction. Before using it, please specify output shaft rotation direction as shown in the figure.

Kit di montaggio albero uscita / *Output shaft assembly kit*

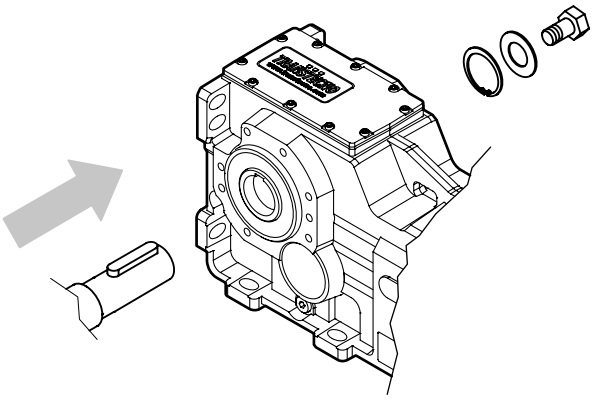

Kit di montaggio albero uscita disponibile a richiesta:
per le istruzioni di montaggio riferirsi al nostro Servizio Tecnico.

Output shaft assembly kit available upon request:
for assembly instructions please contact our Technical Assistance

Kit di smontaggio albero uscita / *Output shaft disassembly kit*

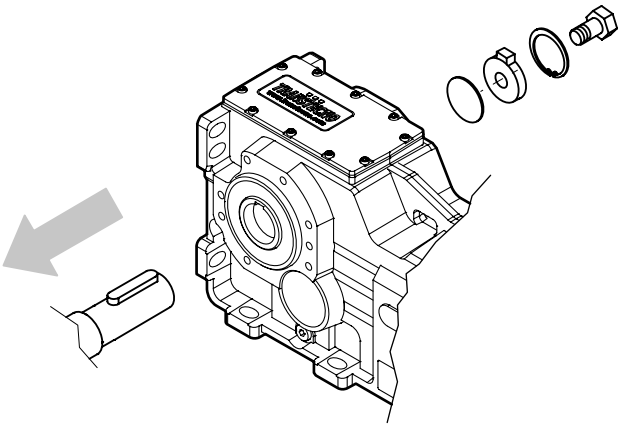

Kit di smontaggio albero uscita disponibile a richiesta:
per le istruzioni di montaggio riferirsi al nostro Servizio Tecnico.

Output shaft disassembly kit available upon request:
for assembly instructions please contact our Technical Assistance

MA TRANSTECNO S.A.P.I. DE C.V.
Av. Mundial # 176, Parque Industrial
JM Apodaca, Nuevo León,
C.P. 66600
MÉXICO
T +52 8113340920
info@transtecno.com.mx
www.transtecno.com.mx

TRANSTECNO SRL
Via Caduti di Sabbiuno, 11/D-E
40011 Anzola dell'Emilia (BO)
ITALY
T+39 051 64 25 811
F +39 051 73 49 43
sales@transtecno.com
www.transtecno.com

HANGZHOU TRANSTECNO POWER TRANSMISSIONS CO LTD
Changlian Road, Fengdu Industry zone,
Pingyao Town Yuhang Area,
Hangzhou, 311115 - CHINA
T +86 571 86 92 02 60
F +86 571 86 92 18 10
info-china@transtecno.com
www.transtecno.cn

CATCMBITB0317 TTN

TRANSTECNO U.S.A. LLC
5440 S.W. 156th Place Miami,
FL 33185 - USA
Tel: +1 (305) 220-4423
Fax: +1 (305) 220-5945
usaoffice@transtecno.com

SALES OFFICE BRAZIL
Rua Dr. Freire Alemão 155 / 402 - CEP. 90450-060
Auxiliadora Porto Alegre RS - BRAZIL
Tel: +55 51 3251 5447
Fax: +55 51 3251 5447
Mobile: +55 51 811 45 962
braziloffice@transtecno.com
www.transtecno.com.br

TRANSTECNO B.V.
De Stuwdam, 43
3815 KM Amersfoort - NETHERLANDS
Tel: +31(0) 33 45 19 505
Fax: +31(0) 33 45 19 506
info@transtecno.nl
www.transtecno.nl

TRANSTECNO IBÉRICA
THE MODULAR GEARMOTOR, S.A.
C/Enginy, 2 Nave 6 - 08850 Gavà (Barcelona) - SPAIN
Tel: +34 931 598 950
info@transtecno.es
www.transtecno.es

SALES OFFICE FRANCE
12 Impasse des Mûriers
38300 Ruy - FRANCE
Tel: +33 (0) 6 85 12 09 87
Fax-Italy: +39 051 733 904
franceoffice@transtecno.com
www.transtecno.fr

SALES OFFICE GUANGZHOU
Room 401A, LeTian Building, No.188 TangAn Road,
Tianhe District, Guangzhou City, 510665 - CHINA
Tel: +86 571 86920260-826
Fax: +86 013185001627
guangzhouoffice@transtecno.com

SALES OFFICE INDIA
A/10, Anagha, S.N. Road, Mulund (W) Mumbai
400080 - INDIA
Tel: +91 9820614698
Fax-Italy: +39 051 733 904
indiaoffice@transtecno.com

SALES OFFICE SOUTH KOREA
D-304 Songdo BRC Smart Valley 30, Songdomirae-ro,
Yeonsu-gu, Incheon, 406-840 - KOREA
Tel: +82 70 8288 2107
Fax: +82 32 815 2107
Mobile: +82 10 5094 2107
koreaoffice@transtecno.com

SALES OFFICE OCEANIA
44 Northview drive, Sunshine west 3020
Victoria - AUSTRALIA
Tel: +61 03 9312 4722
Fax: +61 03 9312 4714
oceaniaoffice@transtecno.com
www.transtecno.com.au

TRANSTECNO®
the modular gearmotor

www.transtecno.com