Arçelik A.Ş.

THREE PHASE & SINGLE PHASE
INDUSTRIAL MOTORS

Three Phase & Single Phase Industrial Motors

Arçelik A.Ş.

CONTENT

Table of Contents 5
Certifications and Declarations 6
Production Site 7

TECHNICAL DOCUMENTATION
International Standards 8
Insulation Classification 9
Degree Of Protection
Vibration/Balancing 10
Environmental Conditions
Electrical Connections 11
Voltage & Frequency
Tolerances 12
Material
Mounting Arrangements 13
Bearings
Lubrication 14
Painting
Feet
Terminal Box
Drain/Condensation Holes
Motor Identification Symbols
Permissible Loading On The Shaft End 15
Induction Motors Fed By Inverter 16
Efficiency 17

THREE PHASE MOTORS
Electrical Characteristics IE4 20
Dimensions IE4 21
Electrical Characteristics IE3 25
Dimensions IE3 26
Electrical Characteristics IE2 33
Dimensions IE2 36
Electrical Characteristics IE1 46
Dimensions IE1 49

INVERTER ENTEGRATED MOTORS
Technical Documentation 59
Dimensions Q3D 60
Dimensions Q2D 64

BRAKE MOTORS
Technical Documantation 69
Electrical Characteristics QB 70
Dimensions QB 71

TWO SPEED MOTORS
Technical Documantation 73
Electrical Characteristics Q1E 74
Dimensions Q1E 75

SINGLE PHASE MOTORS
Technical Documentation 79
Electrical Characteristics QM 80
Dimensions QM 81
Electrical Characteristics QC 82
Dimensions QC 83

SPECIAL MOTORS 84
MOTOR PARTS LIST 86
SALES NETWORK 87

arçelik
DECLARATION OF CONFORMITY
IQNet
THE INTERNATIONAL CERTIFICATION NETWORK
CERTIFICATE
ARÇELİK A.Ş
TS EN ISO 9001:2008
bsi.
TÜRK STANDARDLARI ENSTİTÜSÜ
TÜRK STANDARDLARINA UYGUNLUK BELGESİ
TURKISH STANDARDS INSTITUTION
CERTIFICATE OF CONFORMITY TO TURKISH STANDARDS
CERTIFICATE OF COMPLIANCE
SGS
ARÇELİK A.Ş.
ISO 14001:2004
EAC
bsi.
Certificate of Registration
ENVIRONMENTAL MANAGEMENT SYSTEM - ISO 14001:2004
KALİTE YÖNETİM SİSTEMİ BELGESİ
QUALITY MANAGEMENT SYSTEM CERTIFICATE
K - Q
TSE-ISO-EN
9000
TÜRK STANDARDLARI ENSTİTÜSÜ

Arçelik Electrical Motors Plant performs manufacturing operations at its factory in Çerkezköy, Tekirdağ. Electrical Motors Plant manufactures industrial motors and appliance motors in a closed area of 39.000 m2, Electrical Motors Plant manufactures three-phase and single-phase asynchronous motors having new technology, high performance and modern appearance.

With a team of engineers, expert on electrical motors, the plant provides the users with necessary technical consultancy services, and offers a product range including three-phase asynchronous motors in 2000 different versions and single-phase asynchronous motors in 400 different versions.

With the purpose of launching products beyond customer expectations, new Technologies are closely followed and adapted in the plant. To convey product design into the production lines more quickly computer assisted production technology and concurrent engineering methods are being used.

Electrical Motors Plant, exporting more than half of its production and whose products are preferred abroad, expand its customer portfolio via constant and competitive quality policies. Continuous follow-up customer demands and complaints is considered main instrument for product development and customer satisfaction. Thanks to the advantage of long term relationships with customers - producers and dealers, the plant increases competitive power for both itself and the customers.

INTERNATIONAL STANDARDS

Electric motors are manufactured according to the international standards listed below:

IEC 60034-1	Rating and performance
IEC 60034-2-1	Methods for determining losses and efficiency
IEC 60034-5	Classification of degrees of protection
IEC 60034-6	Methods of cooling
IEC 60034-7	Symbols of construction and mounting arrangements
IEC 60034-8	Terminal markings and direction of rotation
IEC 60034-9	Noise limits
IEC 60034-11	Built-in thermal protection
IEC 60034-14	Vibration limits
IEC 60034-18-1	Functional evaluation of insulation system
IEC 60034-30-1	Efficiency classes (IE-code)
IEC 60038	Standard voltages
IEC 60072	Dimensions and output series for rotating electrical machines
EN 50347	Dimensions and output for electrical machines
EN 55014-1 EN 61000-3-2 EN 61000-3-3	Electromagnetic compatibility

Turkey	Germany	Great Britain
TSE EN 60034-1	DIN VDE 0530 DIN EN 60034	BS EN 60034

Three phases and single-phase motor series complying with UL 1004 and CSA. C 22.2 Nr 100.95 for UL and c-UL respectively, are also available for our standard product range.

Our products do not contain prohibited materials according to 2011/65/EU RoHS (Recast) Declaration dated 08/06/2011 and 2003/11/EC Directive dated 15/08/2010.

INSULATION CLASSIFICATION

Our standard motors have insulation class F while the temperature rise is for Class B ensuring longer service life.

Upon the customer's request, H class insulation motors are manufactured.

Under specified measuring conditions in accordance with IEC 60034-1 standard, insulation class F for an electric motor means that at ambient temperature of 40°C the temperature rise of its windings may be max. 105°C with the additional temperature margin of 10°C.

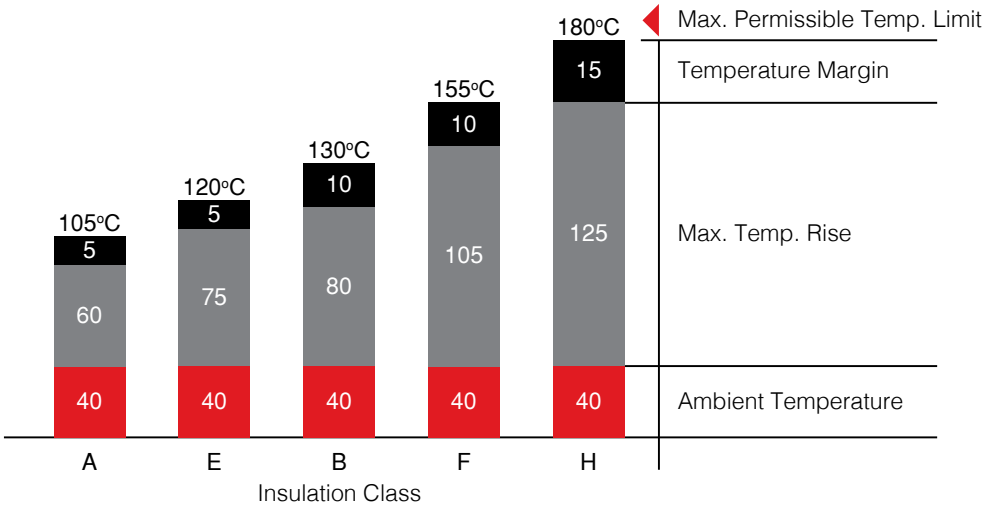

DEGREE OF PROTECTION

According to IEC 60034-5 standard, electric motors are provided with IP code which determines the degree of protection ensured by the housing against access to dangerous parts, introducing foreign matter and/or water.

Our motors comply with IP55 protection class as standard.

Please ask for other protection classes.

IP	5 The first characteristic numeral: Protection from introduction of solid foreign matter	5 The second characteristic numeral: Protection against penetration of water and its harmful effects	
0	Non-protected machine	Non-protected machine	0
1	Machine protected against solid objects greater than 50 mm	Machine protected against dripping water	1
2	Machine protected against solid objects greater than 12 mm	Machine protected against dripping water when tilted up to 15°	2
3	Machine protected against solid objects greater than 2.5 mm	Machine protected against spraying water	3
4	Machine protected against solid objects greater than 1 mm	Machine protected against splashing water	4
5	Dust-protected machine	Machine protected against water jets	5
6	Dust-tight machines	Machine protected against heavy seas	6

VIBRATION/BALANCING

All rotors are balanced dynamically with half key and this is indicated on the rating plate with letter H.

In accordance to IEC 60034-14, vibration level A is guaranteed for the standard motors. On customer demand, motors with reduced vibration level may also be produced.

Vibration Magnitudes (mm/s)

Frame sizes	Vibration grade	
	A	B
63 - 132	1,6	0,7
160 - 280	2,2	1,1
315 - 355	2,8	1,8

ENVIRONMENTAL CONDITIONS

Motors are designed to operate at altitudes up to 1000 m and ambient temperature up to 40°C according to IEC 60034-1. Rated output will change at the % ratings given below for different altitudes and ambient temperatures.

ALTITUDE		up to 1000 m	1500 m	2000 m	2500 m	3000 m	3500 m	4000 m
Insulation class	B	100	97	94	90	86	82	77
	F	100	98	95	91	87	83	78

AMBIENT TEMPERATURE		30°	35°	40°	45°	50°	55°	60°
Insulation class	B	106	106	100	97	92	86	60
	F	105	102	100	97	93	87	82

ELECTRICAL CONNECTIONS

Terminal plate has 6 connection terminals marked in accordance with IEC 60034-8.

Frame size	63-80	90-100	112	132-160	180	200-225	250-280	315	355
Cable entry	M20	M25	M25	M32	M40	M50	M50/M63*	M63	M63
Number of Entries	1	1	2	2	2	2	2	2	4

*Optional

Standard three-phase motors can be connected with star or delta method.

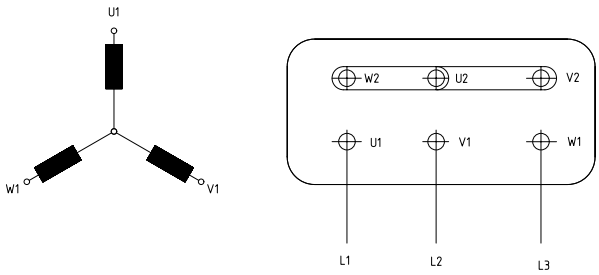

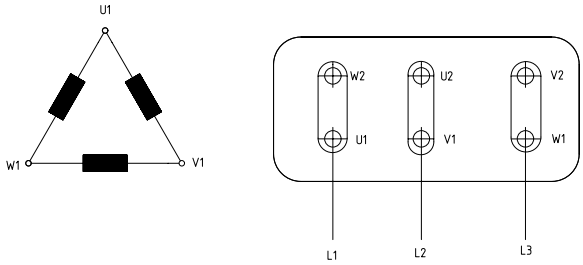

Star connection is achieved by wiring W2, U2, V2 to each other; and U1, V1, W1 leads to voltage supply

Delta connection is achieved by wiring the end of a phase to the head of the other.

Star-Delta (Y/Δ) Start-Up

Most low voltage motors are delta wired to operate in 400V and star wired to operate at 690V. This flexibility can also be used to operate the motor under lower voltages. Apart from the fact that startup current in star-delta configuration drops to one third of direct starting, startup moment also decreases by around 25%. The motor is started in star connection and accelerated as much as possible, then it is transferred to delta connection. This method can only be used in asynchronous motors which are delta-connected to supply voltage.

VOLTAGE & FREQUENCY

Our motors are normally designed for 400V, 50Hz. Other voltages and 60 Hz frequency are optional. Our motors wound for 50Hz can be operated on 60Hz for the same output power. The ratios given below indicate changes in the given parameters.

		60 Hz Application Coefficients of 50 Hz Motor						
50 Hz Voltage	60 Hz Application	Rated Speed	Rated Power	Rated Torque	Rated Current	Starting Torque	Breakdown Torque	Starting Current
220 V	220 V	1,2	1	0,83	1	0,83	0,83	0,83
220 V	255 V	1,2	1,15	0,96	1	0,96	0,96	0,96
380 V	380 V	1,2	1	0,83	1	0,70	0,83	0,83
380 V	440 V	1,2	1,15	0,96	1	0,95	0,98	0,97

TOLERANCES

According to IEC 60034-1, catalogue values are permitted to deviate from the real values as follows:

Speed (n)	$\Delta n = \pm 20\%(n_S - n_N)$, PN> 1kW $\Delta n = \pm 30\%(n_S - n_N)$, PN≤ 1kW
Efficiency % (n)	$\Delta n = -15\%(100 - n_N)$, PN<=150kW $\Delta n = -10\%(100 - n_N)$, PN>150kW
Power Factor (cos φ)	$\Delta \cos \varphi = -1/6\ (1 - \cos \varphi)$
Locked Rotor Current (I_L/I_N)	$\Delta\ (I_L/I_N) = +20\%\ (I_L/I_N)$
Locked Rotor Torque (M_L/M_N)	min $(M_L/M_N) = -15\%(M_L/M_N)$ max $(M_L/M_N) = +25\%(M_L/M_N)$
Breakdown Torque (M_K/M_N)	$\Delta\ (M_K/M_N) = -10\%(M_K/M_N)$
Pull-up Torque (M_P/M_N)	$\Delta\ (M_P/M_N) = -15\%(M_P/M_N)$
Moment of Inertia (J) [kgm²]	$\Delta J = \pm 10\% J$
Sound Pressure Level (LPA) [dB]	Δ LPA = +3 dB (A)

MATERIAL

Frame	Housing	Fan	Fan Cover	Endshields	B5 Flange	B14 Flange
63 71 80 90 100 112 132 160 180 200 225 250 280 315 355	Aluminium AL / Cast Iron Cast Iron	Plastic	Steel Plastic* Plastic/Steel Steel	Aluminium Cast Iron	Aluminium Cast Iron	Aluminium Cast Iron

* Steel fan cover is optional.

MOUNTING ARRANGEMENTS

	B3 - IM 1001 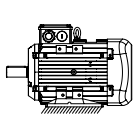	V5 - IM 1011 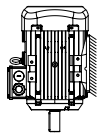	V6 - IM 1031 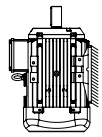	B6 - IM 1051 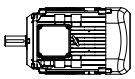	B7 - IM 1061 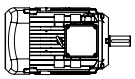	B8 - IM 1071 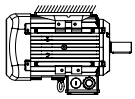
FA	B5 - IM 3001 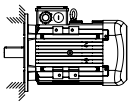	V1 - IM 3011 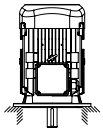	V3 - IM 3031 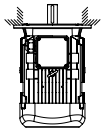			
FB veya FC	B14 - IM 3601 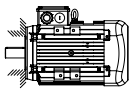	V18 - IM 3611 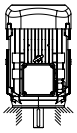	V19 - IM 3631 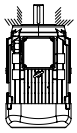			
PA	B35 - IM 2001 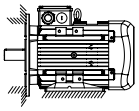	V15 - IM 2011 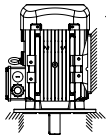	V35 - IM 2031 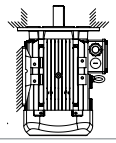	IM 2051 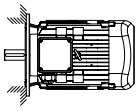	IM 2061 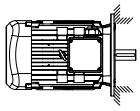	IM 2071 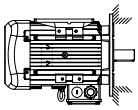
PB veya PC	B34 - IM 2101 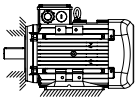	V17 - IM 2111 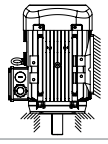	V37 - IM 2131 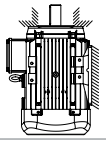	IM 2151 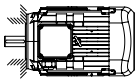	IM 2161 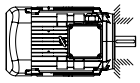	IM 2171 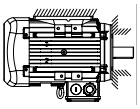

BEARING

63-225 frame motors are equipped with deep grove ball bearings with ZZ shields. 250-355 frame size motors have external lubrication. Standard motor bearing and seal information is tabulated below. Please also refer to the mechanical dimension section for specific motor data.

Bearing & Seal Type

Frame	Bearing		Seal	
	Drive side	Non-drive side	Drive side	Non-drive side
63	6201-2Z	6201-2Z	12*22*7	12*22*7
71	6202-2Z	6202-2Z	15*24*5	15*24*5
80	6204-2Z	6204-2Z	20*30*7	20*30*7
90	6305-2Z	6205-2Z	25*40*7	25*40*7
100	6306-2Z	6205-2Z	30*47*7	25*40*7
112	6306-2Z	6206-2Z	30*47*7	30*47*7
*132	6208-2Z	6208-2Z	40*62*10	40*62*10
160	6309-2Z	6209-2Z	45*72*10	45*72*10
180	6310-2Z	6310-2Z	50*80*10	50*80*10
200	6312-2Z	6310-2Z	60*90*10	50*80*10
225	6313-2Z	6313-2Z	65*100*13	65*100*13
250	6315	6313-2Z	75*112*12	65*100*13
250 (Cast Iron)	6316	6316	80*100*10	80*100*10
280 (Cast Iron)	6316	6316	80*100*10	80*100*10
*315 - 2 pole (Cast Iron)	6316	6316	80*100*5,5	80*100*5,5
*315 - 4 pole (Cast Iron)	6319	6319	95*115*5,5	95*115*5,5
*355 - 2 pole (Cast Iron)	6317	6317	85*105*5,5	85*105*5,5
355 - 4 pole (Cast Iron)	6322	6322	110*130*5,5	110*130*5,5

* Bigger size deep groove ball bearings and corresponding seals are optional.

LUBRICATION

Closed type (2Z) roller bearings are being used. These types of roller bearings do not require maintenance since they are lubricated with the type of lubricant specified by the manufacturer. Roller bearings should be replaced after 20,000 hours of operation (approx. 2-5 years of use) due to the specified operation temperature, vibration level and shaft loads.

The grease type and quantity are written on the nameplate for motors have externally lubricated roller bearings. There are bearing lubrication channel and grease nipple for motors have externally lubricated bearings.

After lubrication, grease nipple cover must be closed. Grease must be avoided from dirt and dust during lubrication. Quantity of grease indicated on the nameplatel should be considered and different grease must not be used. The mix of different grease must be avoided.

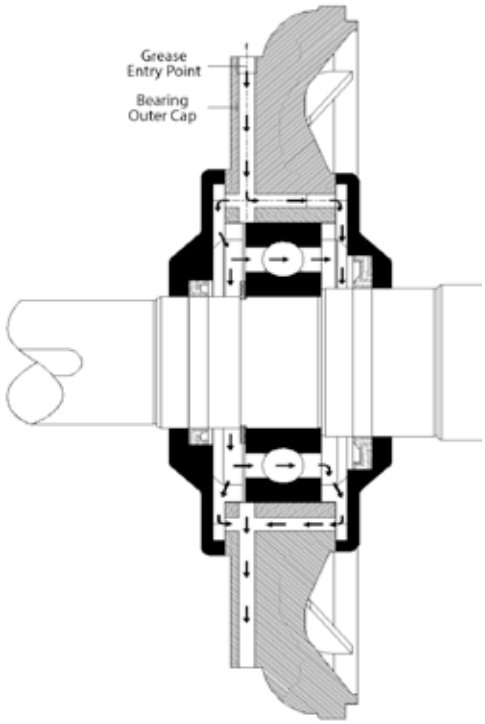

PAINTING

Our standard range of motors are painted with a grey protective paint according to RAL 7031 (grey). Other paint options are also available on request.

FEET

For 63-180 frame size motors, feet can be mounted on three sides, allowing terminal box assembly on the desired side. For 63-250 frame size aluminium motors, the feet are detachable and this feature provides flexibility for different mounting types.

TERMINAL BOX

Motors frame size 63-280 have terminal boxes on top situated at drive end which can be rotated 90°C, so that conduits can be at each side. For the other frame sizes, it is position on top and situated at the drive end.

DRAIN/CONDENSATION HOLES

In the basic design, motors are supplied without holes. In case of customer request, motors can be supplied with drain holes. Since these motors are provided with a special plug in the hole, the degree of protection remains IP 55.

MOTOR IDENTIFICATION SYMBOLS

Q3EFA225M4C43 (Sample motor number)

Q3E	Motor Type	
Q4H	IE4 efficiency class motors	
Q3E	IE3 efficiency class motors	
Q2E	IE2 efficiency class motors	
Q1E	IE1 efficiency class motors	
Q1D	IE1 efficiency class inverter entegrated motors	
Q2D	IE2 efficiency class inverter entegrated motors	
Q3D	IE3 efficiency class inverter entegrated motors	
QS	Dahlander type motors	
QB	Brake motors	
QM	Single phase motors with run capacitor	
QC	Single phase motors with start and run capacitors	
P	Housing Type	
---	Aluminium	
P	Cast Iron	
FA	Construction Type	
---	with feet	B3,B6,B7,B8,V5,V6/V19
FA	with A flange	B5,V1,V3
FB	with B flange	B14,V18,V19
FC	with C flange	B14,V18,V19
FS	with special flange	-
PA	with feet and A flange	B3/B5,V1/V5,V3/V6
PB	with feet and B flange	B3/B14,V5/V18,V6/V19
PC	with feet and C flange	B3/B14,V5/V18,V6/V19
PS	with feet and special flange	-
X	without feet,flange and/or end-shield	B9,V8,V9

225	Frame Size	
	Shaft height (mm)	
M	Motor Leght	
	S	Short
	M	Medium
	L	Long
4	Number of Poles	
	2.4.6.8 Poles	
C	Core Length (Does not affect outside dimensions)	
	A	Short
	B	Medium
	C	Long
	D,E	Extra Long
43	Special Motor Number	
	01 - … - 99	

PERMISSIBLE LOADING ON THE SHAFT END

Frame Size	Number of Poles	F_r (x=0) (kN)	F_r (x=max) (kN)	F_{a1} (kN)	F_{a2} (kN)
63	2	0,25	0,22	0,18	0,18
	4	0,29	0,25	0,21	0,21
	6	0,31	0,27	0,23	0,23
71	2	0,30	0,26	0,21	0,21
	4	0,35	0,29	0,25	0,25
	6	0,37	0,31	0,27	0,27
	8	0,38	0,32	0,28	0,28
80	2	0,54	0,45	0,38	0,38
	4	0,62	0,51	0,44	0,44
	6	0,66	0,54	0,48	0,48
	8	0,67	0,55	0,49	0,49
90	2	0,91	0,74	0,70	0,36
	4	0,99	0,80	0,77	0,40
	6	1,04	0,84	0,82	0,43
	8	1,03	0,83	0,80	0,43
100	2	1,21	0,96	0,91	0,36
	4	1,31	1,04	1,01	0,40
	6	1,38	1,09	1,07	0,43
	8	1,38	1,09	1,07	0,43
112	2	1,23	1,00	0,91	0,54
	4	1,33	1,09	1,01	0,60
	6	1,40	1,14	1,07	0,64
	8	1,40	1,14	1,07	0,61
132	2	1,22	0,98	0,86	0,86
	4	1,31	1,04	0,92	0,92
	6	1,34	1,08	0,95	0,95
	8	1,42	1,14	1,03	1,03
160	2	2,22	1,72	1,59	1,59
	4	2,34	1,82	1,71	1,71
	6	2,34	1,82	1,71	1,71
	8	2,48	1,92	1,83	1,83
180	2	2,68	2,12	1,94	1,94
	4	2,82	2,23	2,07	2,07
	6	2,93	2,31	2,17	2,17
	8	2,92	2,31	2,16	2,16
200	2	3,80	3,04	2,79	2,79
	4	3,95	3,16	2,93	2,93
	6	4,07	3,26	3,05	3,05
	8	3,95	3,16	2,93	2,93
225	2	4,45	3,65	3,25	3,25
	4	4,59	3,60	3,39	3,39
	6	4,73	3,71	3,52	3,52
	8	4,53	3,55	3,32	3,32
250	2	4,97	3,93	3,61	2,94
	4	5,78	4,57	4,26	3,15
280	2	4,97	3,93	3,61	2,94
	4	5,78	4,57	4,26	3,15
315	2	6,04	5,23	1,52	7,90
	4	6,08	5,61	1,08	9,62
355	2	5,88	5,17	0,38	9,50
	4	8,49	7,37	2,73	13,55

Horizontal operation

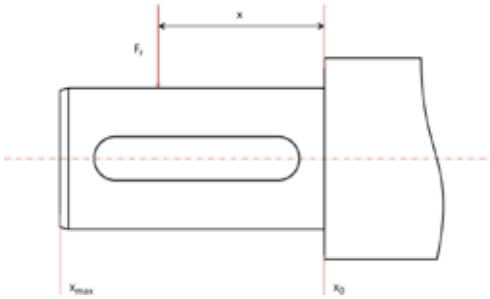

Vertical operation

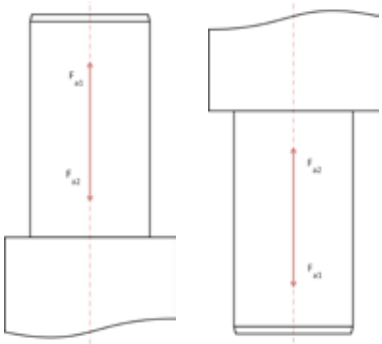

Calculations are based on 20,000h (L10aah) bearing life time and the actual values will differ if radial and axial loads act at the same time. Mechanical strength of the end-shields should also be considered for critical applications.

Value of force Fr acting on any point of the shaft end (between points X=max and X=0) may be calculated according to the following formula:

$$F_r = F_{x0} - \frac{x}{E} \times (F_{x0} - F_{xmax}) \, [kN]$$

Where; F_{x0} - value of Fr force acting on the beginning of the shaft end
F_{xmax} - value of Fr force acting on the shaft end
E - length of the shaft end

INDUCTION MOTORS FED BY INVERTER

Due to its simple and rugged construction, low cost production and less maintenance requirements, squirrel cage induction motors are the most preferred type of the motor in the industry.

In particular, technological developments and cost reduction in power electronics fields and also regulations on energy efficiency especially in HVAC industry, motivate the use of induction machine fed by inverters.

Important issues regarding the motor operation supplied by the inverter are listed below:

- The application should be compatible with the torque-speed curve of the selected motor and also continuous and maximum output current capability of the inverter. Please, get in contact with your inverter supplier regarding the normal duty and heavy duty operation based on your application.

- High switching frequency operation of the inverter imposes voltage stress on motor insulation. Please, get in contact with your motor supplier if your inverter switching frequency is higher than 5 kHz.

- High switching frequency improves the efficiency of the motor and also decreases the noise level, while decreases the inverter efficiency.

- Motor control modes of the inverter (Scalar or Vector) are chosen depending on the applications. Scalar control (U/f) is used mainly in applications like pump and fans where the requirements on speed accuracy and load dynamics, and starting torque are not so strict.

Vector control mode is used mainly in applications, where high starting torque, high accuracy on speed and the fast changes at load, prolonged low speed operation at load are required. Due to the control principle, vector control can provide higher torque for the same motor current and handle dynamic torque changes. In that sense, in case of operation by scalar control mode, inverter with a higher current rating is required, for the same application conditions.

- Beside the efficiency class of the motor, efficient operation of the motor is also dependent on the parameter settings of the inverter. (Motor control modes, switching frequency, braking methods, torque boost in Scalar control have the influence on efficient operation and thermal load of the motor.)

- Control methods used in speed sensor-less vector control may have varying performance, dependent on the motor design. Therefore, although using the same inverter, user may experience different performance at the motors produced by the different manufacturers.

- Identification of the motor equivalent circuit, which is part of the auto-tuning procedure of the inverter, is a critical setting which has influence on torque capability, speed accuracy, low and high speed performance and also efficient operation of the motor.

- Inverter suppliers may have different PWM Modulation methods which has especially influence on noise characteristics of the motor and other characteristics like inverter and motor efficiency and thermal behaviour as well.



EFFICIENCY

European Committee of Manufacturers of Electrical Machines and Power Electronics (CEMEP) and European Commission issued a declaration on June 28, 1999 that categorized the motors in efficiency classes.

This standard covers 2, 4 and 6 pole motors in 0.12kW and 1000kW power range and 50-60Hz frequency and refers to IEC standard 60034-2-1 to define efficiency.

Efficiency is defined as the ratio of output power of the motor to the input power reflected in the cost and it is actually an indicator of losses.

According to IEC 60034-2-1, these losses are obtained with specific methods and efficiency is calculated after loss analysis. Before 2-1 standard issued in September 2007, 60034-2 standard was used for efficiency calculations. The main difference between

Additional losses	
IEC 60034-2	0.5% of input power
IEC 60034-2-1	Determined by measurement

New measurement standard 60034-2-1 offers different methods to determine additional losses. Arçelik determines additional losses by means of the method (8.2.2.5.1) whose accuracy is stated to be highest by the standard. In this method, additional losses are determined according to the results obtained from measurement values. There is not any assumption in question.

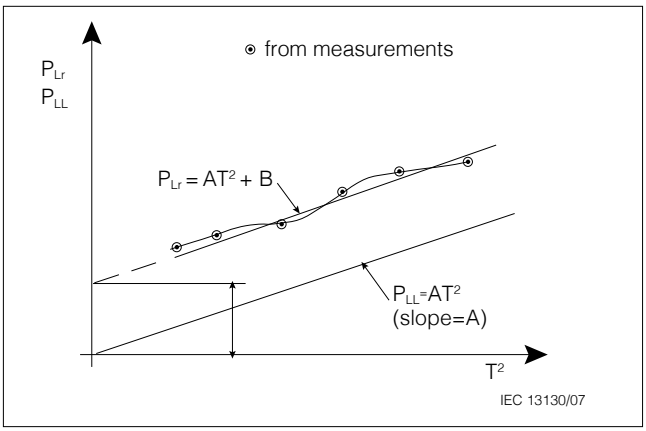

EU Regulation related to the subject has been issued in June 2009. This regulation focuses on some changes in 60034-30 standard and includes certain obligatory applications.

June 16, 2011	Minimum IE2 efficiency class obligatory
January 1, 2015	Minimum IE3 efficiency class (or IE2+inverter) obligatory (7.5-375kW)
January 1, 2017	Minimum IE3 efficiency class (or IE2+inverter) obligatory (0.75-375kW)

In parallel with transition to IE series, it has become obligatory to include certain technical information in technical documents and web sites of motors and products integrated with motors.

With this new amendment, motor labels will include 50Hz and 60Hz motor data as well as IE codes and efficiency value. Most prominent feature of new labels is that 2D barcoding will be placed on the labels. This application ensures the customers to track the motors. With barcoding, the motor users will be able to reach information such as manufacture date of motor, results of routine testing (current with neutral resistance, power etc.) and serial no. and etc.

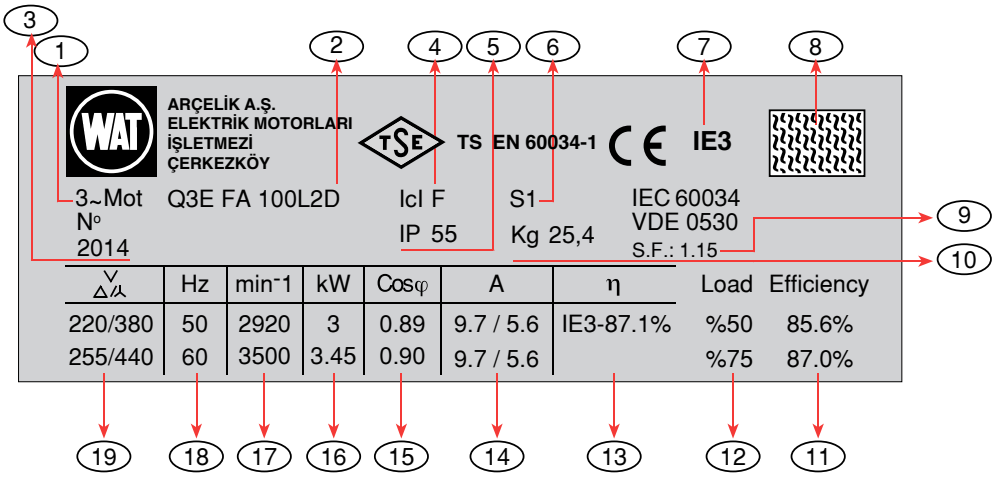

1 Motor type: Three-phase asynchronous motor
2 Motor code
3 Year of Manufacture
4 Insulation class
5 IP Protection class
6 Service Type
7 Efficiency class (according to IEC 60034-30)
8 2D barcode
9 Service factor*
10 Motor weight
11 Efficiency value (according to IEC 60034-2-1)
12 Load value
13 Efficiency value (according to IEC 60034-2-1)
14 Nominal current
15 Power factor
16 Motor output power
17 Rated speed
18 Motor nominal frequency
19 Operation voltage

* For IE2 and above efficiency (except 315 & 355 frame) motors. SF 1,15 is optional (with temperature rise F) for 315 & 355 frame motors.

INDUSTRIAL MOTORS

THREE PHASE MOTORS

- IE4
- IE3
- IE2
- IE1

INVERTER INTEGRATED MOTORS

BRAKE MOTORS



TWO SPEED MOTORS

SINGLE PHASE MOTORS

- With Run Capacitor
- With Run and Start Capacitor



SPECIAL MOTORS

ELECTRICAL CHARACTERISTICS AT 50 Hz

	MOTOR TYPE	HOUSING TYPE	RATED VALUES					STARTING VALUES				Breakdown Torque Ratio	EFFICIENCY * η %			Cosφ
			Power		Speed	Current (400V)	Torque	Current I_A / I_N		Torque M_A / M_N						
			kW	HP	rpm	A	Nm	⅄	Δ	⅄	Δ	Mk/Mn	4/4	3/4	2/4	4/4
	2 pole 3000 rpm															
400/690V	Q4H132M2C	Aluminium	5,5	7,5	2947	10,0	17,9	2,8	8,5	1,1	3,2	3,6	90,9	90,8	88,8	0,90
	Q4H132M2D	Aluminium	7,5	10,0	2948	13,7	24,5	2,8	8,5	1,1	3,3	3,6	91,7	91,6	89,6	0,90
	Q4H160L2B	Aluminium	11,0	15,0	2952	19,5	35,5	2,9	8,6	1,1	3,3	3,7	92,6	92,6	91,2	0,90
	Q4H160L2C	Aluminium	15,0	20,0	2955	26,4	48,7	2,9	8,6	1,1	3,2	3,6	93,3	93,9	92,3	0,90
	Q4H160L2D	Aluminium	18,5	25,0	2955	32,4	60,0	2,9	8,6	1,1	3,3	3,6	93,7	94,2	92,5	0,90
	Q4H180M2B	Aluminium	22,0	30,0	2966	38,5	71,3	2,4	7,3	0,8	2,4	3,4	94,0	94,1	93,0	0,90
	Q4H200L2D	Aluminium	30,0	40,0	2968	54,8	96,6	2,6	7,9	0,8	2,3	3,3	94,5	94,0	92,1	0,88
	Q4H200L2E	Aluminium	37,0	50,0	2968	67,4	119,6	2,8	8,3	0,8	2,5	3,3	94,8	94,1	92,2	0,88
	Q4H225M2D	Aluminium	45,0	60,0	2971	84,3	144,7	2,9	8,6	0,9	2,6	3,2	95,0	94,8	93,3	0,86
	Q4HP250M2D	Cast Iron	55,0	75,0	2981	97,7	178,5	2,2	6,7	0,8	2,3	3,2	95,3	95,0	93,6	0,90
	Q4HP280M2C	Cast Iron	75,0	100,0	2982	129,6	241,1	2,3	7,0	0,8	2,4	3,1	95,6	95,5	94,3	0,91
	Q4HP280M2D	Cast Iron	90,0	125,0	2986	155,8	291,3	2,6	7,8	0,8	2,3	3,2	95,8	95,6	94,6	0,91
	4 pole 1500 rpm															
400/690V	Q4H132M4D	Aluminium	5,5	7,5	1465	11,4	36,2	2,7	8,1	1,0	3,0	3,9	91,9	91,6	89,2	0,80
	Q4H132M4E	Aluminium	7,5	10,0	1460	15,1	49,4	2,8	8,4	1,0	3,0	4,0	92,6	92,8	91,1	0,80
	Q4H160L4B	Aluminium	11,0	15,0	1470	22,7	71,8	2,7	8,0	0,9	2,7	3,6	93,3	93,0	92,0	0,78
	Q4H160L4C	Aluminium	15,0	20,0	1470	29,7	97,5	2,6	7,9	0,9	2,7	3,7	93,9	94,2	93,1	0,81
	Q4H180L4B	Aluminium	18,5	25,0	1460	35,3	120,8	2,5	7,5	0,8	2,5	3,0	94,2	94,4	93,3	0,84
	Q4H180L4C	Aluminium	22,0	30,0	1465	41,4	143,2	2,5	7,6	0,9	2,6	3,2	94,5	94,6	93,7	0,85
	Q4H200L4D	Aluminium	30,0	40,0	1475	57,5	193,5	2,6	7,7	0,9	2,7	3,2	94,9	95,1	94,2	0,83
	Q4H225M4D	Aluminium	37,0	50,0	1485	71,6	238,2	2,5	7,4	0,9	2,8	3,2	95,2	94,9	93,4	0,82
	Q4H225M4E	Aluminium	45,0	60,0	1485	86,8	290,1	2,5	7,4	0,9	2,8	3,2	95,4	95,5	94,4	0,82
	Q4HP250M4D	Cast Iron	55,0	75,0	1490	103,5	359,0	2,6	7,8	0,9	2,7	3,0	95,7	95,6	94,6	0,84
	Q4HP280M4C	Cast Iron	75,0	100,0	1490	139,3	485,7	2,6	7,7	0,9	2,7	3,2	96,0	95,2	93,8	0,84
	Q4HP280M4D	Cast Iron	90,0	125,0	1490	168,9	584,2	2,5	7,6	0,9	2,8	3,0	96,1	95,7	94,0	0,83

* According to IEC 60034-2-1 (summation of losses method)

DIMENSION - B3

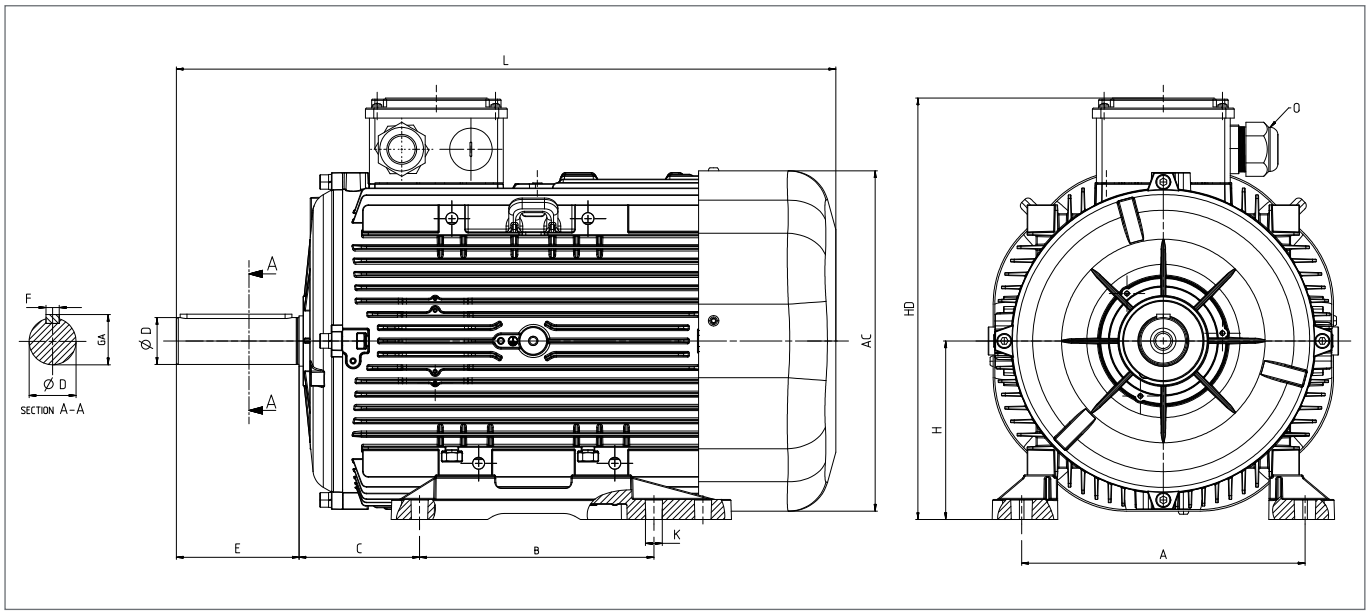

				Main Dimensions			Foot Mounted Motors						Shaft				Bearing		Seal	
Power (kW)	Number of Poles	Motor Type	Housing Type	AC	L	O	B	A	H	HD	K	C	D(1)	E	GA	F(2)	Drive Side	Non drive Side	Drive Side	Non drive Side
5,5	2	Q4H132M2C	Aluminium	260	480,5	2*M32	140	216	132	323	12	89,0	38	80	41	10	6208-2Z	6208-2Z	40*62*10	40*62*10
	4	Q4H132M4D	Aluminium	260	480,5	2*M32	140	216	132	323	12	89,0	38	80	41	10	6208-2Z	6208-2Z	40*62*10	40*62*10
7,5	2	Q4H132M2D	Aluminium	260	523,0	2*M32	140	216	132	323	12	89,0	38	80	41	10	6208-2Z	6208-2Z	40*62*10	40*62*10
	4	Q4H132M4E	Aluminium	260	523,0	2*M32	140	216	132	323	12	89,0	38	80	41	10	6208-2Z	6208-2Z	40*62*10	40*62*10
11,0	2	Q4H160L2B	Aluminium	305	590,5	2*M32	210	254	160	378	15	108,0	42	110	45	12	6309-2Z	6209-2Z	45*72*10	45*72*10
	4	Q4H160L4B	Aluminium	305	590,5	2*M32	210	254	160	378	15	108,0	42	110	45	12	6309-2Z	6209-2Z	45*72*10	45*72*10
15,0	2	Q4H160L2C	Aluminium	305	590,5	2*M32	210	254	160	378	15	108,0	42	110	45	12	6309-2Z	6209-2Z	45*72*10	45*72*10
	4	Q4H160L4C	Aluminium	305	619,0	2*M32	210	254	160	378	15	108,0	42	110	45	12	6309-2Z	6209-2Z	45*72*10	45*72*10
18,5	2	Q4H160L2D	Aluminium	305	619,0	2*M32	210	254	160	378	15	108,0	42	110	45	12	6309-2Z	6209-2Z	45*72*10	45*72*10
	4	Q4H180L4B	Aluminium	347	696,0	2*M40	279	279	180	432	15	121,0	48	110	52	14	6310-2Z	6310-2Z	50*80*10	50*80*10
22,0	2	Q4H180M2B	Aluminium	347	696,0	2*M40	279	279	180	432	15	121,0	48	110	52	14	6310-2Z	6310-2Z	50*80*10	50*80*10
	4	Q4H180L4C	Aluminium	347	696,0	2*M40	279	279	180	432	15	121,0	48	110	52	14	6310-2Z	6310-2Z	50*80*10	50*80*10
30,0	2	Q4H200L2D	Aluminium	347	705,5	2*M50	305	318	200	455	19	133,0	55	110	59	16	6312-2Z	6310-2Z	60*90*10	50*80*10
	4	Q4H200L4D	Aluminium	347	759,0	2*M50	305	318	200	455	19	133,0	55	110	59	16	6312-2Z	6310-2Z	60*90*10	50*80*10
37,0	2	Q4H200L2E	Aluminium	347	759,0	2*M50	305	318	200	455	19	133,0	55	110	59	16	6312-2Z	6310-2Z	60*90*10	50*80*10
	4	Q4H225M4D	Aluminium	456	765,0	2*M50	286	356	225	485	19	149,0	60	140	64	18	6313-2Z	6313-2Z	65*100*13	65*100*13
45,0	2	Q4H225M2D	Aluminium	456	765,0	2*M50	286	356	225	485	19	149,0	60	140	64	18	6313-2Z	6313-2Z	65*100*13	65*100*13
	4	Q4H225M4E	Aluminium	456	765,0	2*M50	286	356	225	485	19	149,0	60	140	64	18	6313-2Z	6313-2Z	65*100*13	65*100*13
55,0	2	Q4HP250M2D	Cast Iron	489	893,0	2*M50	349	406	250	616	30	168,0	60	140	64	18	6316	6316	80*100*10	80*100*10
	4	Q4HP250M4D	Cast Iron	489	893,0	2*M50	349	406	250	616	30	168,0	65	140	69	18	6316	6316	80*100*10	80*100*10
75,0	2	Q4HP280M2C	Cast Iron	489	1025,0	2*M50	419	457	280	647	40	190,0	65	140	69	18	6316	6316	80*100*10	80*100*10
	4	Q4HP280M4C	Cast Iron	489	1025,0	2*M50	419	457	280	647	40	190,0	75	140	80	20	6316	6316	80*100*10	80*100*10
90,0	2	Q4HP280M2D	Cast Iron	489	1025,0	2*M50	419	457	280	647	40	190,0	65	140	69	18	6316	6316	80*100*10	80*100*10
	4	Q4HP280M4D	Cast Iron	489	1025,0	2*M50	419	457	280	647	40	190,0	75	140	80	20	6316	6316	80*100*10	80*100*10

(1) Tolerance DIN EN 50347 "j6" up to 28mm, "k6" above 28mm
(2) According to DIN 6885

DIMENSION - B5, B35

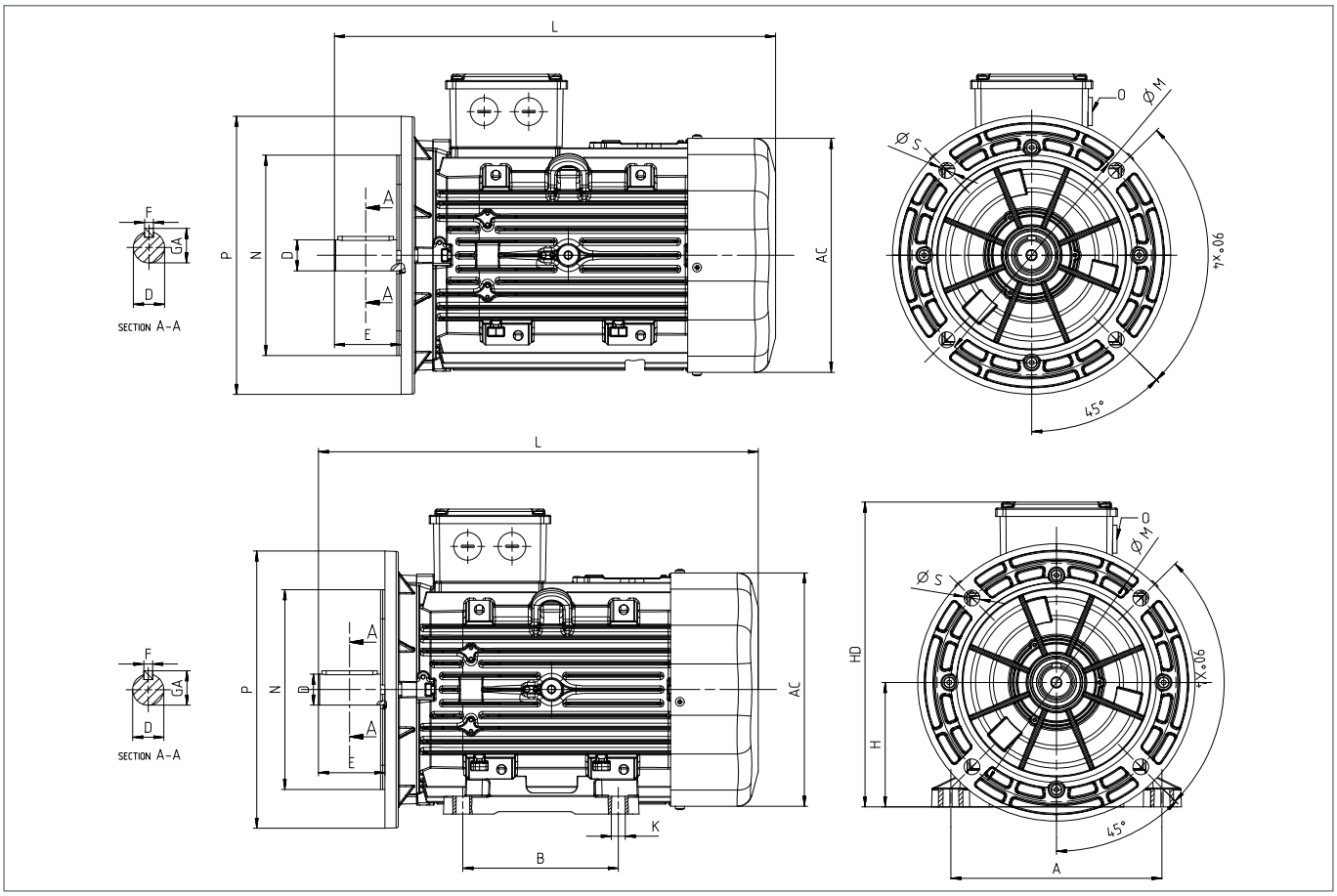

				Main Dimensions			Foot Mounted Motors					Shaft				Bearing		Seal		Flange (FA) (B5)				
Power (kW)	Number of Poles	Motor Type	Housing Type	AC	L	O	B	A	H	HD	K	D(1)	E	GA	F(2)	Drive Side	Non drive Side	Drive Side	Non drive Side	P	N(3)	M	R	S
5,5	2	Q4H132M2C	Aluminium	260	480,5	2*M32	140	216	132	323	12	38	80	41	10	6208-2Z	6208-2Z	40*62*10	40*62*10	300	230	265	0	15
	4	Q4H132M4D	Aluminium	260	480,5	2*M32	140	216	132	323	12	38	80	41	10	6208-2Z	6208-2Z	40*62*10	40*62*10	300	230	265	0	15
7,5	2	Q4H132M2D	Aluminium	260	523,0	2*M32	140	216	132	323	12	38	80	41	10	6208-2Z	6208-2Z	40*62*10	40*62*10	300	230	265	0	15
	4	Q4H132M4E	Aluminium	260	523,0	2*M32	140	216	132	323	12	38	80	41	10	6208-2Z	6208-2Z	40*62*10	40*62*10	300	230	265	0	15
11,0	2	Q4H160L2B	Aluminium	305	590,5	2*M32	210	254	160	378	15	42	110	45	12	6309-2Z	6209-2Z	45*72*10	45*72*10	350	250	300	0	19
	4	Q4H160L4B	Aluminium	305	590,5	2*M32	210	254	160	378	15	42	110	45	12	6309-2Z	6209-2Z	45*72*10	45*72*10	350	250	300	0	19
15,0	2	Q4H160L2C	Aluminium	305	590,5	2*M32	210	254	160	378	15	42	110	45	12	6309-2Z	6209-2Z	45*72*10	45*72*10	350	250	300	0	19
	4	Q4H160L4C	Aluminium	305	619,0	2*M32	210	254	160	378	15	42	110	45	12	6309-2Z	6209-2Z	45*72*10	45*72*10	350	250	300	0	19
18,5	2	Q4H160L2D	Aluminium	305	619,0	2*M32	210	254	160	378	15	42	110	45	12	6309-2Z	6209-2Z	45*72*10	45*72*10	350	250	300	0	19
	4	Q4H180L4B	Aluminium	347	696,0	2*M40	279	279	180	432	15	48	110	52	14	6310-2Z	6310-2Z	50*80*10	50*80*10	350	250	300	0	19
22,0	2	Q4H180M2B	Aluminium	347	696,0	2*M40	279	279	180	432	15	48	110	52	14	6310-2Z	6310-2Z	50*80*10	50*80*10	350	250	300	0	19
	4	Q4H180L4C	Aluminium	347	696,0	2*M40	279	279	180	432	15	48	110	52	14	6310-2Z	6310-2Z	50*80*10	50*80*10	350	250	300	0	19
30,0	2	Q4H200L2D	Aluminium	345	705,5	2*M50	305	318	200	455	19	55	110	59	16	6312-2Z	6310-2Z	60*90*10	50*80*10	400	300	350	0	19
	4	Q4H200L4D	Aluminium	345	759,0	2*M50	305	318	200	455	19	55	110	59	16	6312-2Z	6310-2Z	60*90*10	50*80*10	400	300	350	0	19
37,0	2	Q4H200L2E	Aluminium	345	759,0	2*M50	305	318	200	455	19	55	110	59	16	6312-2Z	6310-2Z	60*90*10	50*80*10	400	300	350	0	19
	4	Q4H225M4D	Aluminium	456	765,0	2*M50	286	356	225	485	19	60	140	64	18	6313-2Z	6313-2Z	65*100*13	65*100*13	450	350	400	0	19
45,0	2	Q4H225M2D	Aluminium	456	765,0	2*M50	286	356	225	485	19	60	140	64	18	6313-2Z	6313-2Z	65*100*13	65*100*13	450	350	400	0	19
	4	Q4H225M4E	Aluminium	456	765,0	2*M50	286	356	225	485	19	60	140	64	18	6313-2Z	6313-2Z	65*100*13	65*100*13	450	350	400	0	19
55,0	2	Q4HP250M2D	Cast Iron	489	893,0	2*M50	349	406	250	616	30	60	140	64	18	6316-2Z	6316-2Z	80*100*10	80*100*10	550	450	500	0	19
	4	Q4HP250M4D	Cast Iron	489	893,0	2*M50	349	406	250	616	30	65	140	69	18	6316-2Z	6316-2Z	80*100*10	80*100*10	550	450	500	0	19
75,0	2	Q4HP280M2C	Cast Iron	489	1025,0	2*M50	419	457	280	647	40	65	140	69	18	6316	6316	80*100*10	80*100*10	550	450	500	0	19
	4	Q4HP280M4C	Cast Iron	489	1025,0	2*M50	419	457	280	647	40	75	140	80	20	6316	6316	80*100*10	80*100*10	550	450	500	0	19
90,0	2	Q4HP280M2D	Cast Iron	489	1025,0	2*M50	419	457	280	647	40	65	140	69	18	6316	6316	80*100*10	80*100*10	550	450	500	0	19
	4	Q4HP280M4D	Cast Iron	489	1025,0	2*M50	419	457	280	647	40	75	140	80	20	6316	6316	80*100*10	80*100*10	550	450	500	0	19

(1) Tolerance DIN EN 50347 "j6" up to 28mm, "k6" above 28mm
(2) According to DIN 6885
(3) Tolerance DIN EN 50347 "j6"

DIMENSION - B14a, B34a

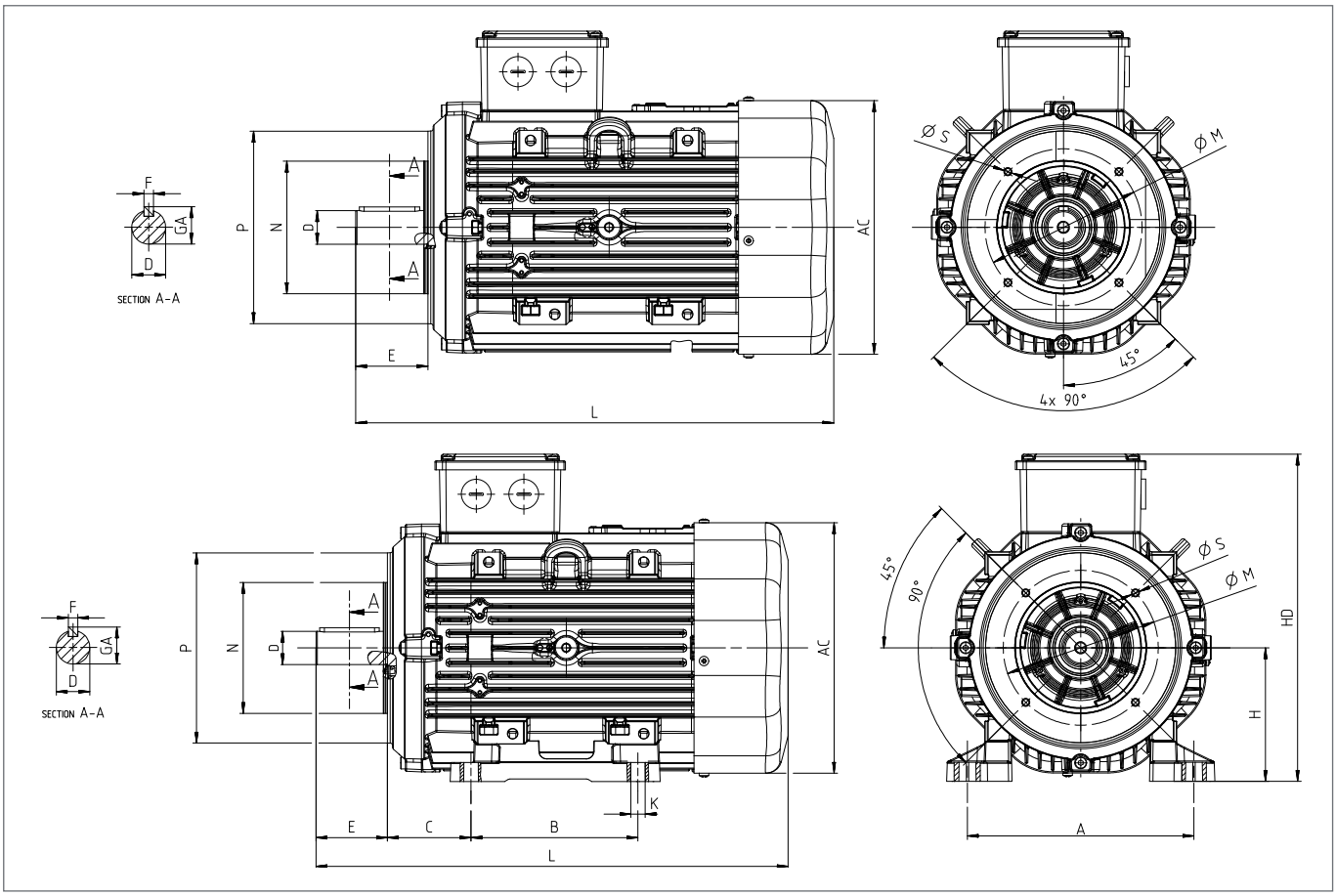

				Main Dimensions			Foot Mounted Motors					Shaft				Bearing		Seal		Flange (FC) (B14a)				
Power (kW)	Number of Poles	Motor Type	Housing Type	AC	L	O	B	A	H	HD	K	D(1)	E	GA	F(2)	Drive Side	Non drive Side	Drive Side	Non drive Side	P	N(3)	M	R	S
5,5	2	Q4H132M2C	Aluminium	260	480,5	2*M32	140	216	132	323	12	38	80	41	10	6208-2Z	6208-2Z	40*62*10	40*62*10	200	130	165	0	M10
	4	Q4H132M4D	Aluminium	260	480,5	2*M32	140	216	132	323	12	38	80	41	10	6208-2Z	6208-2Z	40*62*10	40*62*10	200	130	165	0	M10
7,5	2	Q4H132M2D	Aluminium	260	523,0	2*M32	140	216	132	323	12	38	80	41	10	6208-2Z	6208-2Z	40*62*10	40*62*10	200	130	165	0	M10
	4	Q4H132M4E	Aluminium	260	523,0	2*M32	140	216	132	323	12	38	80	41	10	6208-2Z	6208-2Z	40*62*10	40*62*10	200	130	165	0	M10
11,0	2	Q4H160L2B	Aluminium	305	590,5	2*M32	210	254	160	378	15	42	110	45	12	6309-2Z	6209-2Z	45*72*10	45*72*10	250	180	215	0	M12
	4	Q4H160L4B	Aluminium	305	590,5	2*M32	210	254	160	378	15	42	110	45	12	6309-2Z	6209-2Z	45*72*10	45*72*10	250	180	215	0	M12
15,0	2	Q4H160L2C	Aluminium	305	590,5	2*M32	210	254	160	378	15	42	110	45	12	6309-2Z	6209-2Z	45*72*10	45*72*10	250	180	215	0	M12
	4	Q4H160L4C	Aluminium	305	619,0	2*M32	210	254	160	378	15	42	110	45	12	6309-2Z	6209-2Z	45*72*10	45*72*10	250	180	215	0	M12
18,5	2	Q4H160L2D	Aluminium	305	619,0	2*M32	210	254	160	378	15	42	110	45	12	6309-2Z	6209-2Z	45*72*10	45*72*10	250	180	215	0	M12

(1) Tolerance DIN EN 50347 "j6" up to 28mm, "k6" above 28mm
(2) According to DIN 6885
(3) Tolerance DIN EN 50347 "j6"

DIMENSION - B14b, B34b

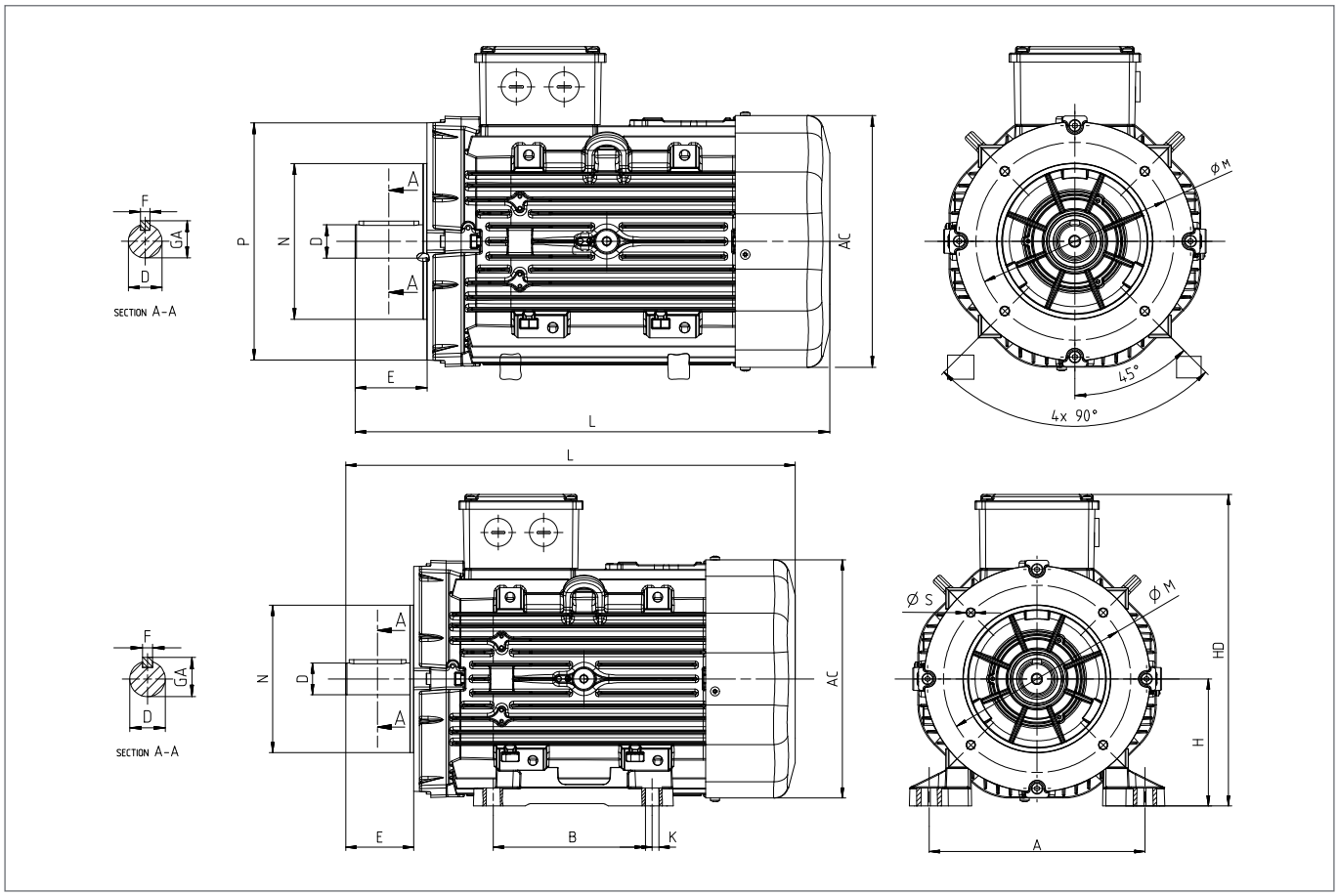

				Main Dimensions			Foot Mounted Motors					Shaft				Bearing		Seal		Flange (FB) (B14b)				
Power (kW)	Number of Poles	Motor Type	Housing Type	AC	L	O	B	A	H	HD	K	D(1)	E	GA	F(2)	Drive Side	Non drive Side	Drive Side	Non drive Side	P	N(3)	M	R	S
5,5	2	Q4H132M2C	Aluminium	260	480,5	2*M32	140	216	132	323	12	38	80	41	10	6208-2Z	6208-2Z	40*62*10	40*62*10	250	180	215	0	M10
	4	Q4H132M4D	Aluminium	260	480,5	2*M32	140	216	132	323	12	38	80	41	10	6208-2Z	6208-2Z	40*62*10	40*62*10	250	180	215	0	M10
7,5	2	Q4H132M2D	Aluminium	260	523,0	2*M32	140	216	132	323	12	38	80	41	10	6208-2Z	6208-2Z	40*62*10	40*62*10	250	180	215	0	M10
	4	Q4H132M4E	Aluminium	260	523,0	2*M32	140	216	132	323	12	38	80	41	10	6208-2Z	6208-2Z	40*62*10	40*62*10	250	180	215	0	M10

(1) Tolerance DIN EN 50347 "j6" up to 28mm, "k6" above 28mm
(2) According to DIN 6885
(3) Tolerance DIN EN 50347 "j6"

ELECTRICAL CHARACTERISTICS AT 50 Hz

	MOTOR TYPE	HOUSING TYPE	RATED VALUES					STARTING VALUES				Breakdown Torque Ratio	EFFICIENCY *			Cosφ	J	Weight (B3)	Sound Pressure Level dBA **
			Power		Speed	Current (400V)	Torque	Current I_A / I_N		Torque M_A / M_N			η %						
			kW	HP	rpm	A	Nm	⅄	Δ	⅄	Δ	Mk/Mn	4/4	3/4	2/4	4/4	kgm²	kg	
	2 pole 3000 rpm																		
230/400V	Q3E80M2C	Aluminium	0,75	1,0	2880	1,7	2,5	7,8	-	4,4	-	5,3	80,7	79,1	77,4	0,86	0,00109	11	58
230/400V	Q3E80M2D	Aluminium	1,1	1,5	2895	2,2	3,7	8,8	-	5,4	-	5,6	82,7	82,1	78,9	0,84	0,00150	13	58
230/400V	Q3E90L2C	Aluminium	1,5	2,0	2905	3,1	4,9	9,4	-	4,7	-	5,4	84,2	84,7	82,3	0,82	0,00182	17,5	62
230/400V	Q3E90L2D	Aluminium	2,2	3,0	2900	4,2	7,2	9,0	-	5,1	-	4,4	85,9	87,0	85,5	0,86	0,00182	18	62
230/400V	Q3E100L2D	Aluminium	3,0	4,0	2915	5,5	9,8	10,3	-	4,5	-	4,9	87,1	86,9	84,5	0,88	0,00335	26	64
400/690V	Q3E112M2C	Aluminium	4,0	5,5	2915	7,4	13,2	3,4	10,3	1,4	4,2	5,7	88,1	87,9	85,7	0,87	0,00489	31	67
400/690V	Q3E132S2C	Aluminium	5,5	7,5	2930	9,7	18,0	3,8	11,4	1,1	3,2	3,9	89,2	88,9	86,7	0,91	0,01410	47	70
400/690V	Q3E132M2A	Aluminium	7,5	10,0	2935	13,2	24,5	3,4	10,3	1,4	4,2	4,9	90,1	90,3	88,9	0,91	0,01596	53	70
400/690V	Q3E160L2A	Aluminium	11,0	15,0	2945	18,7	35,9	3,1	9,4	1,1	3,4	5,7	91,2	91,4	90,3	0,93	0,03317	85	71
400/690V	Q3E160L2C	Aluminium	15,0	20,0	2945	25,2	48,8	3,8	11,4	1,2	3,5	4,3	91,9	91,0	90,3	0,92	0,04075	94	71
400/690V	Q3E160L2D	Aluminium	18,5	25,0	2950	31,4	60,0	3,1	9,2	1,4	4,1	4,5	92,4	92,0	90,9	0,92	0,04075	95	71
400/690V	Q3E180M2A	Aluminium	22,0	30,0	2960	37,0	71,3	3,7	11,2	1,2	3,6	3,5	92,7	92,9	91,7	0,92	0,06193	112	77
400/690V	Q3E200L2C	Aluminium	30,0	40,0	2958	50,4	97,4	3,2	9,6	0,9	2,9	3,9	93,3	93,8	93,4	0,91	0,11917	168	80
400/690V	Q3E200L2D	Aluminium	37,0	50,0	2960	62,3	119,5	3,4	10,3	1,0	3,1	3,9	93,7	94,1	93,8	0,91	0,15010	179	80
400/690V	Q3E225M2C	Aluminium	45,0	60,0	2965	82,1	145,2	2,8	8,6	0,9	2,4	3,8	94,0	94,0	93,2	0,87	0,23505	235	81
400/690V	Q3EP250M2C	Cast Iron	55,0	75,0	2980	93,3	178,5	2,3	7,0	0,8	2,7	3,4	94,3	94,0	92,6	0,90	0,48707	488	82
400/690V	Q3EP280M2C	Cast Iron	75,0	100,0	2980	125,1	240,8	2,8	8,4	0,7	2,2	4,4	94,7	94,0	92,7	0,92	0,54033	576	84
400/690V	Q3EP280M2D	Cast Iron	90,0	125,0	2985	159,1	289,4	2,8	8,6	0,8	2,4	5,4	95,0	94,2	92,7	0,92	0,64510	587	84
400/690V	Q3EP315S2C	Cast Iron	110,0	127,0	2.983	187	358	2,4	7,2	0,6	1,7	2,6	95,2	95,2	94,0	0,89	2,19900	963	83
400/690V	Q3EP315M2B	Cast Iron	132,0	152,0	2.983	224	418	2,5	7,5	0,6	1,8	2,6	95,4	95,4	94,4	0,89	2,37790	1.007	83
400/690V	Q3EP315L2A	Cast Iron	160,0	184,0	2.983	271	513	2,5	7,5	0,6	1,8	2,6	95,6	95,6	94,4	0,89	2,62170	1.065	83
400/690V	Q3EP315L2C	Cast Iron	200,0	230,0	2.983	339	641	2,5	7,5	0,6	1,9	2,6	95,8	95,8	94,9	0,89	2,90860	1.180	83
400/690V	Q3EP355M2C	Cast Iron	250,0	280,0	2.983	419	800	2,4	7,3	0,6	1,7	2,5	95,8	95,8	94,7	0,90	3,81300	1.612	91
400/690V	Q3EP355L2B	Cast Iron	315,0	353,0	2.984	527	1.008	2,4	7,3	0,6	1,8	2,5	95,8	95,7	94,4	0,90	4,52000	1.771	91
400/690V	Q3EP355L2C	Cast Iron	355,0	398,0	2.981	594	1.137	2,6	7,9	0,7	2,2	2,5	95,8	95,8	95,0	0,90	5,58000	2.002	91
	4 pole 1500 rpm																		
230/400V	Q3E80M4D	Aluminium	0,75	1,0	1435	1,9	5,0	6,4	-	3,3	-	3,4	82,5	81,2	78,0	0,73	0,00268	12,5	49
230/400V	Q3E90L4C	Aluminium	1,1	1,5	1440	2,3	7,4	7,9	-	3,2	-	3,7	84,1	84,1	81,3	0,82	0,00365	17,5	54
230/400V	Q3E90L4D	Aluminium	1,5	2,0	1450	3,6	10,0	8,3	-	3,5	-	4,0	85,3	84,9	82,0	0,71	0,00365	19,5	55
230/400V	Q3E100L4C	Aluminium	2,2	3,0	1450	4,9	14,6	8,0	-	4,1	-	4,4	86,7	84,4	82,0	0,78	0,00545	25	56
230/400V	Q3E100L4D	Aluminium	3,0	4,0	1450	6,5	19,9	8,6	-	4,2	-	4,5	87,7	87,3	85,5	0,76	0,00581	26	56
400/690V	Q3E112M4D	Aluminium	4,0	5,5	1455	8,3	26,3	2,9	8,9	1,1	3,4	4,4	88,6	87,6	85,8	0,79	0,01123	34	58
400/690V	Q3E132M4B	Aluminium	5,5	7,5	1465	11,1	36,2	2,4	7,3	1,2	3,5	4,3	89,6	89,0	86,8	0,79	0,02763	55	61
400/690V	Q3E132M4C	Aluminium	7,5	10,0	1465	14,9	49,4	2,6	7,9	1,1	3,4	4,5	90,4	89,3	87,4	0,81	0,02980	57	61
400/690V	Q3E160L4A	Aluminium	11,0	15,0	1470	22,0	71,9	2,5	7,4	1,1	3,2	4,0	91,4	90,7	89,4	0,80	0,06922	92	63
400/690V	Q3E160L4B	Aluminium	15,0	20,0	1475	29,8	98,0	2,8	8,4	1,0	2,9	3,8	92,1	91,7	90,7	0,81	0,07991	99	63
400/690V	Q3E180M4B	Aluminium	18,5	25,0	1465	34,3	120,7	2,9	8,9	0,9	2,8	3,4	92,6	92,5	92,2	0,84	0,11220	126	69
400/690V	Q3E180L4B	Aluminium	22,0	30,0	1470	40,0	142,4	2,8	8,4	0,9	2,6	2,8	93,0	93,0	93,0	0,86	0,12773	135	69
400/690V	Q3E200L4D	Aluminium	30,0	40,0	1480	54,3	193,6	2,5	7,5	0,8	2,4	2,8	93,6	93,6	93,7	0,86	0,26448	183	70
400/690V	Q3E225M4D	Aluminium	37,0	50,0	1485	78,4	239,6	2,9	8,8	1,0	3,1	3,7	93,9	92,6	90,6	0,81	0,36429	260	71
400/690V	Q3E225M4DE	Aluminium	45,0	60,0	1485	87,9	289,9	3,0	9,2	1,0	3,1	3,7	94,2	93,1	91,6	0,83	0,43513	280	71
400/690V	Q3EP250M4E	Cast Iron	55,0	75,0	1490	108,4	356,1	2,7	8,1	1,0	3,0	3,6	94,6	94,0	92,8	0,89	0,90782	506	72
400/690V	Q3EP280M4C	Cast Iron	75,0	100,0	1490	134,1	482,0	2,6	7,8	1,0	3,0	3,2	95,0	94,7	93,5	0,85	1,06114	624	73
400/690V	Q3EP280M4D	Cast Iron	90,0	125,0	1485	163,6	584,2	2,6	7,9	1,0	3,0	3,2	95,2	94,5	93,7	0,86	1,14768	638	73
400/690V	Q3EP315S4C	Cast Iron	110,0	127,0	1.489	194	705	2,5	7,5	0,7	2,0	2,5	95,4	95,4	94,7	0,86	3,46500	867	70
400/690V	Q3EP315M4B	Cast Iron	132,0	152,0	1.489	232	846	2,5	7,6	0,7	2,1	2,5	95,6	95,6	95,0	0,86	3,96600	993	70
400/690V	Q3EP315L4A	Cast Iron	160,0	184,0	1.489	274	1.026	2,5	7,6	0,7	2,2	2,5	95,8	95,8	95,4	0,88	4,88320	1.165	70
400/690V	Q3EP315L4C	Cast Iron	200,0	230,0	1.489	346	1.282	2,7	8,2	0,7	2,2	2,5	96,0	96,0	95,5	0,87	5,23440	1.223	70
400/690V	Q3EP355M4C	Cast Iron	250,0	280,0	1.491	422	1.601	2,5	7,5	0,6	1,9	2,4	96,0	96,0	95,5	0,89	9,30600	1.692	82
400/690V	Q3EP355L4B	Cast Iron	315,0	353,0	1.491	532	2.017	2,5	7,5	0,6	1,9	2,4	96,0	96,0	95,5	0,89	10,06700	1.879	82
400/690V	Q3EP355L4C	Cast Iron	355,0	398,0	1.491	600	2.273	2,5	7,5	0,7	2,0	2,3	96,0	96,0	95,5	0,89	11,90000	1.953	82

ELECTRICAL CHARACTERISTICS AT 50 Hz

	MOTOR TYPE	HOUSING TYPE	RATED VALUES					STARTING VALUES				Breakdown Torque Ratio	EFFICIENCY *			Cosφ	J	Weight (B3)	Sound Pressure Level dBA **
			Power		Speed	Current (400V)	Torque	Current I_A / I_N		Torque M_A / M_N			η %						
			kW	HP	rpm	A	Nm	⅄	Δ	⅄	Δ	Mk/Mn	4/4	3/4	2/4	4/4	kgm²	kg	
	6 pole 1000 rpm																		
230/400V	Q3E90L6C	Aluminium	0,75	1,0	940	2,1	7,6	4,2	-	2,5	-	2,8	78,9	77,7	76,1	0,65	0,00365	18	54
230/400V	Q3E90L6D	Aluminium	1,1	1,5	940	3,0	11,2	4,4	-	2,6	-	2,9	81,0	80,5	79,9	0,66	0,00451	20	55
230/400V	Q3E100L6D	Aluminium	1,5	2,0	940	3,9	15,2	4,7	-	2,6	-	3,0	82,5	81,9	79,0	0,68	0,00570	26	56
230/400V	Q3E112M6D	Aluminium	2,2	3,0	955	5,4	22,0	4,9	-	2,7	-	3,0	84,3	83,7	80,7	0,69	0,01107	32	58
230/400V	Q3E132M6B	Aluminium	3,0	4,0	965	7,1	29,7	5,7	-	2,0	-	2,5	85,6	85,2	82,8	0,70	0,02709	58,5	61
400/690V	Q3E132M6C	Aluminium	4,0	5,5	960	9,3	39,8	1,9	5,8	0,7	2,2	2,6	86,8	85,7	82,8	0,71	0,02921	67	61
400/690V	Q3E132M6D	Aluminium	5,5	7,5	955	12,5	55,0	1,8	5,5	0,7	2,1	2,6	88,0	87,6	85,3	0,74	0,03347	75,5	61
400/690V	Q3E160L6C	Aluminium	7,5	10,0	965	17,5	74,2	1,9	6,0	0,7	2,2	3,0	89,1	89,0	88,0	0,70	0,07663	95,5	63
400/690V	Q3E160L6D	Aluminium	11,0	15,0	960	24,1	109,4	1,9	6,0	0,7	2,2	3,0	90,3	90,1	89,3	0,76	0,08129	100,5	63
400/690V	Q3E180L6B	Aluminium	15,0	20,0	980	32,2	146,2	2,1	6,5	0,7	2,1	2,9	91,2	90,9	88,7	0,75	0,22951	155	69
400/690V	Q3E200L6C	Aluminium	18,5	25,0	980	35,9	180,3	1,9	6,0	0,6	1,9	2,7	91,7	91,5	90,9	0,80	0,31281	165	70
400/690V	Q3E200L6D	Aluminium	22,0	30,0	980	42,8	214,4	1,9	6,0	0,6	1,9	2,7	92,2	92,0	91,4	0,81	0,33078	170	70
400/690V	Q3E225M6C	Aluminium	30,0	40,0	975	59,1	293,8	1,9	6,1	0,6	1,8	2,5	92,9	92,8	91,8	0,80	0,52901	237,5	71

* According to IEC 60034-2-1
** The sound pressure measurements are taken 1m away from the motor
** Tolerance +3 dBA

DIMENSION - B3

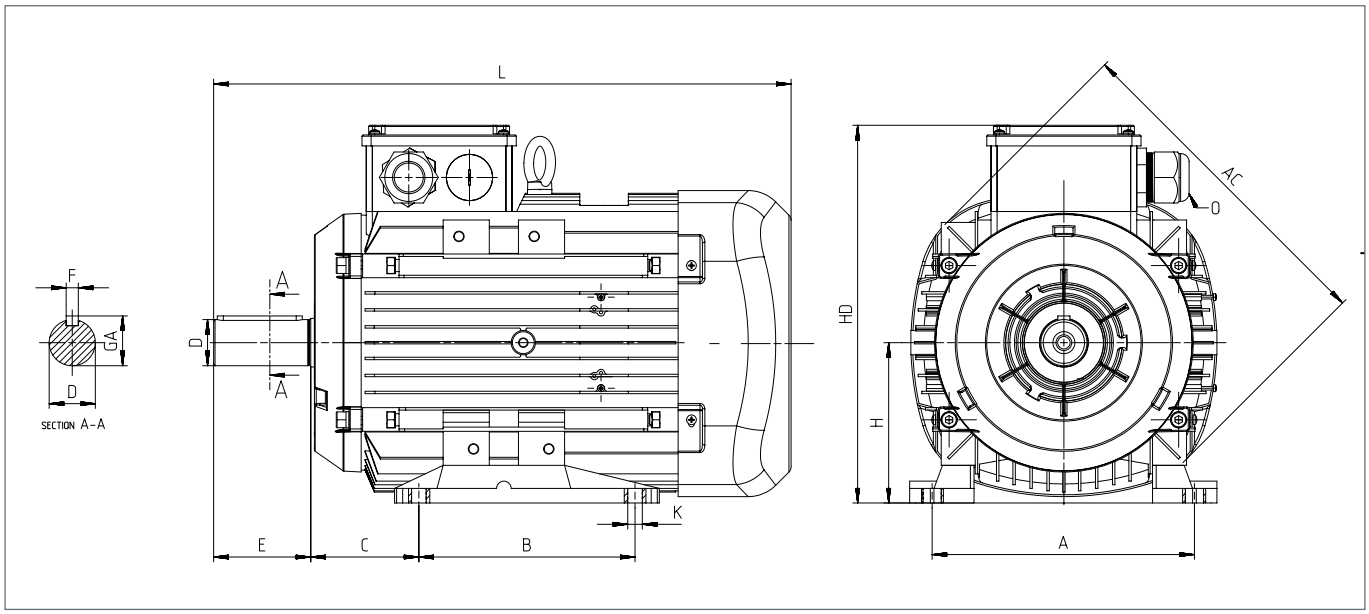

				Main Dimensions			Foot Mounted Motors						Shaft				Bearing		Seal	
Power (kW)	Number of Poles	Motor Type	Housing Type	AC	L	O	B	A	H	HD	K	C	D(1)	E	GA	F(2)	Drive Side	Non drive Side	Drive Side	Non drive Side
0,75	2	Q3E80M2C	Aluminium	158	283,5	1*M20	100	125	80	195	10	50	19	40	21,5	6	6204-2Z	6204-2Z	20*30*7	20*30*7
	4	Q3E80M4D	Aluminium	158	283,5	1*M20	100	125	80	195	10	50	19	40	21,5	6	6204-2Z	6204-2Z	20*30*7	20*30*7
	6	Q3E90L6C	Aluminium	193	316,5	1*M25	125	140	90	222	10	56	24	50	27	8	6305-2Z	6205-2Z	25*40*7	25*40*7
1,1	2	Q3E80M2D	Aluminium	158	283,5	1*M20	100	125	80	195	10	50	19	40	21,5	6	6204-2Z	6204-2Z	20*30*7	20*30*7
	4	Q3E90L4C	Aluminium	193	316,5	1*M25	100	140	90	222	10	56	24	50	27	8	6305-2Z	6205-2Z	25*40*7	25*40*7
	6	Q3E90L6D	Aluminium	193	344,5	1*M25	125	140	90	222	10	56	24	50	27	8	6305-2Z	6205-2Z	25*40*7	25*40*7
1,5	2	Q3E90L2C	Aluminium	193	316,5	1*M25	100	140	90	222	10	56	24	50	27	8	6305-2Z	6205-2Z	25*40*7	25*40*7
	4	Q3E90L4D	Aluminium	193	344,5	1*M25	125	140	90	222	10	56	24	50	27	8	6305-2Z	6205-2Z	25*40*7	25*40*7
	6	Q3E100L6D	Aluminium	217	352,0	1*M25	140	160	100	241	12	63	28	60	31	8	6306-2Z	6205-2Z	30*47*7	25*47*7
2,2	2	Q3E90L2D	Aluminium	193	316,5	1*M25	125	140	90	222	10	56	24	50	27	8	6305-2Z	6205-2Z	25*40*7	25*40*7
	4	Q3E100L4C	Aluminium	217	352,0	1*M25	140	160	100	241	12	63	28	60	31	8	6306-2Z	6205-2Z	30*47*7	25*40*7
	6	Q3E112M6D	Aluminium	232	395,5	2*M25	140	190	112	261	12	70	28	60	31	8	6306-2Z	6206-2Z	30*47*7	30*47*7
3	2	Q3E100L2C	Aluminium	217	352,0	1*M25	140	160	100	241	12	63	28	60	31	8	6306-2Z	6205-2Z	30*47*7	25*40*7
	4	Q3E100L4D	Aluminium	217	377,0	1*M25	140	160	100	241	12	63	28	60	31	8	6306-2Z	6205-2Z	30*47*7	25*40*7
	6	Q3E132M6B	Aluminium	260	481,0	2*M32	178	216	132	323	12	89	38	80	41	10	6208-2Z	6208-2Z	40*62*10	40*62*10
4	2	Q3E112M2C	Aluminium	232	395,5	2*M25	140	190	112	261	12	70	28	60	31	8	6306-2Z	6206-2Z	30*47*7	30*47*7
	4	Q3E112M4C	Aluminium	232	395,5	2*M25	140	190	112	261	12	70	28	60	31	8	6306-2Z	6206-2Z	30*47*7	30*47*7
	6	Q3E132M6C	Aluminium	260	481,0	2*M32	178	216	132	323	12	89	38	80	41	10	6208-2Z	6208-2Z	40*62*10	40*62*10
5,5	2	Q3E132S2C	Aluminium	279	440,5	2*M32	140	216	132	314	12	89	38	80	41	10	6208-2Z	6208-2Z	40*62*10	40*62*10
	4	Q3E132M4B	Aluminium	279	475,5	2*M32	140	216	132	314	12	89	38	80	41	10	6208-2Z	6208-2Z	40*62*10	40*62*10
	6	Q3E132M6D	Aluminium	260	481,0	2*M32	178	216	132	323	12	89	38	80	41	10	6208-2Z	6208-2Z	40*62*10	40*62*10
7,5	2	Q3E132M2A	Aluminium	279	475,5	2*M32	140	216	132	314	12	89	38	80	41	10	6208-2Z	6208-2Z	40*62*10	40*62*10
	4	Q3E132M4C	Aluminium	279	475,5	2*M32	178	216	132	314	12	89	38	80	41	10	6208-2Z	6208-2Z	40*62*10	40*62*10
	6	Q3E160L6C	Aluminium	302	576,0	2*M32	254	254	160	360	15	108	42	110	45	12	6309-2Z	6209-2Z	45*72*10	45*72*10
11	2	Q3E160L2A	Aluminium	302	576,0	2*M32	254	254	160	360	15	108	42	110	45	12	6309-2Z	6209-2Z	45*72*10	45*72*10
	4	Q3E160L4A	Aluminium	302	576,0	2*M32	254	254	160	360	15	108	42	110	45	12	6309-2Z	6209-2Z	45*72*10	45*72*10
	6	Q3E160L6D	Aluminium	302	576,0	2*M32	254	254	160	360	15	108	42	110	45	12	6309-2Z	6209-2Z	45*72*10	45*72*10
15	2	Q3E160L2C	Aluminium	302	576,0	2*M32	254	254	160	360	15	108	42	110	45	12	6309-2Z	6209-2Z	45*72*10	45*72*10
	4	Q3E160L4B	Aluminium	302	576,0	2*M32	254	254	160	360	15	108	42	110	45	12	6309-2Z	6209-2Z	45*72*10	45*72*10
	6	Q3E180L6B	Aluminium	347	689,0	2*M40	279	279	180	452	15	121	48	110	51,5	14	6310-2Z	6310-2Z	50*80*10	50*80*10
18,5	2	Q3E160L2C	Aluminium	302	576,0	2*M32	254	254	160	360	15	108	42	110	45	12	6309-2Z	6209-2Z	45*72*10	45*72*10
	4	Q3E180M4B	Aluminium	370	629,0	2*M40	241	279	180	428	15	121	48	110	51,5	14	6310-2Z	6310-2Z	50*80*10	50*80*10
	6	Q3E200L6C	Aluminium	415	665,0	2*M50	305	318	200	461	19	133	55	110	59	16	6312-2Z	6312-2Z	60*90*10	60*90*10

DIMENSION - B3

				Main Dimensions			Foot Mounted Motors						Shaft				Bearing		Seal	
Power (kW)	Number of Poles	Motor Type	Housing Type	AC	L	O	B	A	H	HD	K	C	D(1)	E	GA	F(2)	Drive Side	Non drive Side	Drive Side	Non drive Side
22	2	Q3E160L2D	Aluminium	302	576,0	2*M32	210	254	160	360	15	108	42	110	45	12	6309-2Z	6209-2Z	45*72*10	45*72*10
	2	Q3E180M2A	Aluminium	370	629,0	2*M40	241	279	180	428	15	121	48	110	51,5	14	6310-2Z	6310-2Z	50*80*10	50*80*10
	4	Q3E180L4B	Aluminium	370	629,0	2*M40	279	279	180	428	15	121	48	110	51,5	14	6310-2Z	6310-2Z	50*80*10	50*80*10
	6	Q3E200L6D	Aluminium	415	665,0	2*M50	305	318	200	461	19	133	55	110	59	16	6312-2Z	6312-2Z	60*90*10	60*90*10
30	2	Q3E200L2B	Aluminium	415	665,0	2*M50	305	318	200	461	19	133	55	110	59	16	6312-2Z	6310-2Z	60*90*10	50*80*10
	4	Q3E200L4D	Aluminium	415	665,0	2*M50	305	318	200	461	19	133	55	110	59	16	6312-2Z	6310-2Z	60*90*10	50*80*10
	6	Q3E225M6C	Aluminium	456	765,0	2*M40	311	356	225	485	19	149	60	140	64	18	6313-2Z	6313-2Z	65*100*13	65*100*13
37	2	Q3E200L2C	Aluminium	415	665,0	2*M50	305	318	200	461	19	133	55	110	59	16	6312-2Z	6310-2Z	60*90*10	50*80*10
	4	Q3E225M4C	Aluminium	456	765,0	2*M50	286	356	225	504	19	149	60	140	64	18	6313-2Z	6313-2Z	65*100*13	65*100*13
45	2	Q3E225M2B	Aluminium	456	735,0	2*M50	311	356	225	504	19	149	55	110	59	16	6313-2Z	6313-2Z	65*100*13	65*100*13
	4	Q3E225M4D	Aluminium	456	765,0	2*M50	311	356	225	504	19	149	60	140	64	18	6313-2Z	6313-2Z	65*100*13	65*100*13
55	2	Q3EP250M2C	Cast Iron	527	886,0	2*M50	349	406	250	615	24	168	60	140	64	18	6316	6316	80*100*10	80*100*10
	4	Q3EP250M4E	Cast Iron	527	886,0	2*M50	349	406	250	615	24	168	65	140	69	18	6316	6316	80*100*10	80*100*10
75	2	Q3EP280M2C	Cast Iron	527	1025,0	2*M50	419	457	280	647	24	190	65	140	69	18	6316	6316	80*100*10	80*100*10
	4	Q3EP280M4C	Cast Iron	527	1025,0	2*M50	419	457	280	647	24	190	75	140	80	20	6316	6316	80*100*10	80*100*10
90	2	Q3EP280M2D	Cast Iron	527	1025,0	2*M50	419	457	280	647	24	190	65	140	69	18	6316	6316	80*100*10	80*100*10
	4	Q3EP280M4D	Cast Iron	527	1025,0	2*M50	419	457	280	647	24	190	75	140	80	20	6316	6316	80*100*10	80*100*10
110	2	Q3EP315S2C	Cast Iron	652	1176,0	2*M63	406	508	315	833	28	216	65	140	69	18	6316	6316	80*100*5,5	80*100*5,5
	4	Q3EP315S4C	Cast Iron	652	1206,0	2*M63	406	508	315	833	28	216	80	170	85	22	6319	6319	95*115*5,5	95*115*5,5
132	2	Q3EP315M2B	Cast Iron	652	1176,0	2*M63	457	508	315	833	28	216	65	140	69	18	6316	6316	80*100*5,5	80*100*5,5
	4	Q3EP315M4B	Cast Iron	652	1206,0	2*M63	457	508	315	833	28	216	80	170	85	22	6319	6319	95*115*5,5	95*115*5,5
160	2	Q3EP315L2A	Cast Iron	652	1287,0	2*M63	508	508	315	833	28	216	65	140	69	18	6316	6316	80*100*5,5	80*100*5,5
	4	Q3EP315L4A	Cast Iron	652	1317,0	2*M63	508	508	315	833	28	216	80	170	85	22	6319	6319	95*115*5,5	95*115*5,5
200	2	Q3EP315L2C	Cast Iron	652	1287,0	2*M63	508	508	315	833	28	216	65	140	69	18	6316	6316	80*100*5,5	80*100*5,5
	4	Q3EP315L4C	Cast Iron	652	1317,0	2*M63	508	508	315	833	28	216	80	170	85	22	6319	6319	95*115*5,5	95*115*5,5
250	2	Q3EP355M2C	Cast Iron	762	1512,0	4*M63	560	610	355	997	28	254	75	140	80	20	6317	6317	85*105*5,5	85*105*5,5
	4	Q3EP355M4C	Cast Iron	762	1542,0	4*M63	560	610	355	997	28	254	95	170	100	25	6322	6322	110*130*5,5	110*130*5,5
315	2	Q3EP355L2B	Cast Iron	762	1512,0	4*M63	630	610	355	997	28	254	75	140	80	20	6317	6317	85*105*5,5	85*105*5,5
	4	Q3EP355L4B	Cast Iron	762	1542,0	4*M63	630	610	355	997	28	254	95	170	100	25	6322	6322	110*130*5,5	110*130*5,5
355	2	Q3EP355L2C	Cast Iron	762	1512,0	4*M63	630	610	355	997	28	254	75	140	80	20	6317	6317	85*105*5,5	85*105*5,5
	4	Q3EP355L4C	Cast Iron	762	1542,0	4*M63	630	610	355	997	28	254	95	170	100	25	6322	6322	110*130*5,5	110*130*5,5

(1) Tolerance DIN EN 50347 "j6" up to 28mm, "k6" above 28mm
(2) According to DIN 6885

DIMENSION - B5, B35

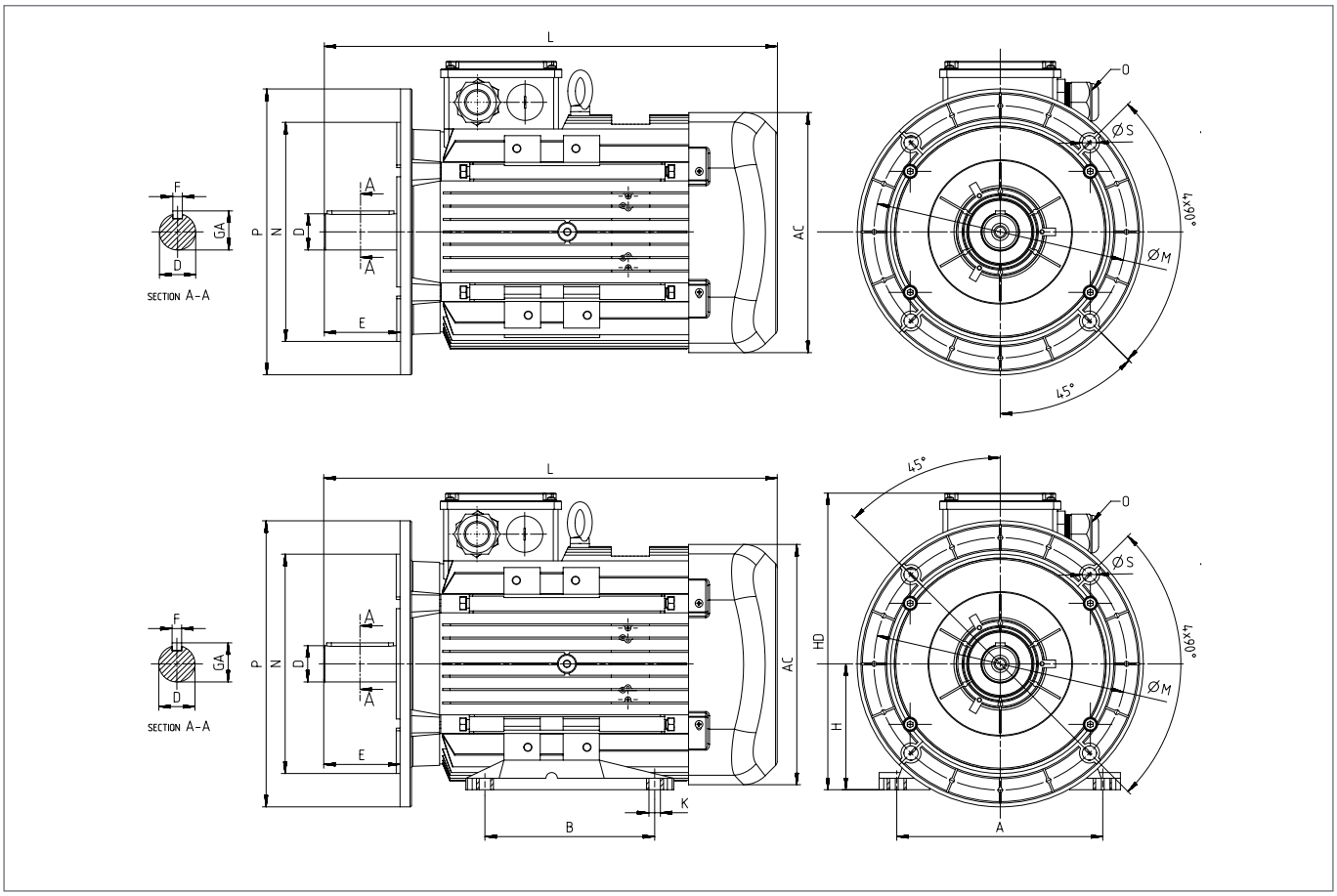

				Main Dimensions			Foot Mounted Motors					Shaft				Bearing		Seal		Flange (FA) (B5)				
Power (kW)	Number of Poles	Motor Type	Housing Type	AC	L	O	B	A	H	HD	K	D(1)	E	GA	F(2)	Drive Side	Non drive Side	Drive Side	Non drive Side	P	N(3)	M	R	S
0,75	2	Q3E80M2C	Aluminium	158	283,5	1*M20	100	125	80	195	10	19	40	21,5	6	6204-2Z	6204-2Z	20*30*7	20*30*7	200	130	165	0	12
	4	Q3E80M4D	Aluminium	158	283,5	1*M20	100	125	80	195	10	19	40	21,5	6	6204-2Z	6204-2Z	20*30*7	20*30*7	200	130	165	0	12
	6	Q3E90L6C	Aluminium	193	316,5	1*M25	125	140	90	222	10	24	50	27	8	6305-2Z	6205-2Z	25*40*7	25*40*7	200	130	165	0	12
1,1	2	Q3E80M2D	Aluminium	158	283,5	1*M20	100	125	80	195	10	19	40	21,5	6	6204-2Z	6204-2Z	20*30*7	20*30*7	200	130	165	0	12
	4	Q3E90L4C	Aluminium	193	316,5	1*M25	100	140	90	222	10	24	50	27	8	6305-2Z	6205-2Z	25*40*7	25*40*7	200	130	165	0	12
	6	Q3E90L6D	Aluminium	193	344,5	1*M25	125	140	90	222	10	24	50	27	8	6305-2Z	6205-2Z	25*40*7	25*40*7	200	130	165	0	12
1,5	2	Q3E90L2C	Aluminium	193	316,5	1*M25	100	140	90	222	10	24	50	27	8	6305-2Z	6205-2Z	25*40*7	25*40*7	200	130	165	0	12
	4	Q3E90L4D	Aluminium	193	344,5	1*M25	125	140	90	222	10	24	50	27	8	6305-2Z	6205-2Z	25*40*7	25*40*7	200	130	165	0	12
	6	Q3E100L6D	Aluminium	217	352,0	1*M25	140	160	100	241	12	28	60	31	8	6306-2Z	6205-2Z	30*47*7	25*47*7	250	180	215	0	15
2,2	2	Q3E90L2D	Aluminium	193	316,5	1*M25	125	140	90	222	10	24	50	27	8	6305-2Z	6205-2Z	25*40*7	25*40*7	200	130	165	0	12
	4	Q3E100L4C	Aluminium	217	352,0	1*M25	140	160	100	241	12	28	60	31	8	6306-2Z	6205-2Z	30*47*7	25*40*7	250	180	215	0	15
	6	Q3E112M6D	Aluminium	232	395,5	2*M25	140	190	112	261	12	28	60	31	8	6306-2Z	6206-2Z	30*47*7	30*47*7	250	180	215	0	15
3	2	Q3E100L2C	Aluminium	217	352,0	1*M25	140	160	100	241	12	28	60	31	8	6306-2Z	6205-2Z	30*47*7	25*40*7	250	180	215	0	15
	4	Q3E100L4D	Aluminium	217	377,0	1*M25	140	160	100	241	12	28	60	31	8	6306-2Z	6205-2Z	30*47*7	25*40*7	250	180	215	0	15
	6	Q3E132M6B	Aluminium	260	481,0	2*M32	178	216	132	323	12	38	80	41	10	6208-2Z	6208-2Z	40*62*10	40*62*10	300	230	265	0	15
4	2	Q3E112M2C	Aluminium	232	395,5	2*M25	140	190	112	261	12	28	60	31	8	6306-2Z	6206-2Z	30*47*7	30*47*7	250	180	215	0	15
	4	Q3E112M4C	Aluminium	232	395,5	2*M25	140	190	112	261	12	28	60	31	8	6306-2Z	6206-2Z	30*47*7	30*47*7	250	180	215	0	15
	6	Q3E132M6C	Aluminium	260	481,0	2*M32	178	216	132	323	12	38	80	41	10	6208-2Z	6208-2Z	40*62*10	40*62*10	300	230	265	0	15
5,5	2	Q3E132S2C	Aluminium	279	440,5	2*M32	140	216	132	314	12	38	80	41	10	6208-2Z	6208-2Z	40*62*10	40*62*10	300	230	265	0	15
	4	Q3E132M4B	Aluminium	279	475,5	2*M32	140	216	132	314	12	38	80	41	10	6208-2Z	6208-2Z	40*62*10	40*62*10	300	230	265	0	15
	6	Q3E132M6D	Aluminium	260	481,0	2*M32	178	216	132	323	12	38	80	41	10	6208-2Z	6208-2Z	40*62*10	40*62*10	300	230	265	0	15
7,5	2	Q3E132M2A	Aluminium	279	475,5	2*M32	140	216	132	314	12	38	80	41	10	6208-2Z	6208-2Z	40*62*10	40*62*10	300	230	265	0	15
	4	Q3E132M4C	Aluminium	279	475,5	2*M32	178	216	132	314	12	38	80	41	10	6208-2Z	6208-2Z	40*62*10	40*62*10	300	230	265	0	15
	6	Q3E160L6C	Aluminium	302	576,0	2*M32	254	254	160	360	15	42	110	45	12	6309-2Z	6209-2Z	45*72*10	45*72*10	350	250	300	0	19
11	2	Q3E 160L2A	Aluminium	302	576,0	2*M32	254	254	160	360	15	42	110	45	12	6309-2Z	6209-2Z	45*72*10	45*72*10	350	250	300	0	19
	4	Q3E 160L4A	Aluminium	302	576,0	2*M32	254	254	160	360	15	42	110	45	12	6309-2Z	6209-2Z	45*72*10	45*72*10	350	250	300	0	19
	6	Q3E160L6D	Aluminium	302	576,0	2*M32	254	254	160	360	15	42	110	45	12	6309-2Z	6209-2Z	45*72*10	45*72*10	350	250	300	0	19

DIMENSION - B5, B35

				Main Dimensions			Foot Mounted Motors					Shaft				Bearing		Seal		Flange (FA) (B5)				
Power (kW)	Number of Poles	Motor Type	Housing Type	AC	L	O	B	A	H	HD	K	D(1)	E	GA	F(2)	Drive Side	Non drive Side	Drive Side	Non drive Side	P	N(3)	M	R	S
15	2	Q3E160L2C	Aluminium	302	576,0	2*M32	254	254	160	360	15	42	110	45	12	6309-2Z	6209-2Z	45*72*10	45*72*10	350	250	300	0	19
	4	Q3E160L4B	Aluminium	302	576,0	2*M32	254	254	160	360	15	42	110	45	12	6309-2Z	6209-2Z	45*72*10	45*72*10	350	250	300	0	19
	6	Q3E180L6B	Aluminium	347	689,0	2*M40	279	279	180	452	15	48	110	51,5	14	6310-2Z	6310-2Z	50*80*10	50*80*10	350	250	300	0	19
18,5	2	Q3E160L2C	Aluminium	302	576,0	2*M32	254	254	160	360	15	42	110	45	12	6309-2Z	6209-2Z	45*72*10	45*72*10	350	250	300	0	19
	4	Q3E180M4B	Aluminium	370	629,0	2*M40	241	279	180	428	15	48	110	51,5	14	6310-2Z	6310-2Z	50*80*10	50*80*10	350	250	300	0	19
	6	Q3E200L6C	Aluminium	415	665,0	2*M50	305	318	200	461	19	55	110	59	16	6312-2Z	6312-2Z	60*90*10	60*90*10	400	300	350	0	19
22	2	Q3E160L2D	Aluminium	302	576,0	2*M32	210	254	160	360	15	42	110	45	12	6309-2Z	6209-2Z	45*72*10	45*72*10	350	250	300	0	19
	2	Q3E180M2A	Aluminium	370	629,0	2*M40	241	279	180	428	15	48	110	51,5	14	6310-2Z	6310-2Z	50*80*10	50*80*10	350	250	300	0	19
	4	Q3E180L4B	Aluminium	370	629,0	2*M40	279	279	180	428	15	48	110	51,5	14	6310-2Z	6310-2Z	50*80*10	50*80*10	350	250	300	0	19
	6	Q3E200L6D	Aluminium	415	665,0	2*M50	305	318	200	461	19	55	110	59	16	6312-2Z	6312-2Z	60*90*10	60*90*10	400	300	350	0	19
30	2	Q3E200L2B	Aluminium	415	665,0	2*M50	305	318	200	461	19	55	110	59	16	6312-2Z	6310-2Z	60*90*10	50*80*10	400	300	350	0	19
	4	Q3E200L4D	Aluminium	415	665,0	2*M50	305	318	200	461	19	55	110	59	16	6312-2Z	6310-2Z	60*90*10	50*80*10	400	300	350	0	19
	6	Q3E225M6C	Aluminium	456	765,0	2*M40	311	356	225	485	19	60	140	64	18	6313-2Z	6313-2Z	65*100*13	65*100*13	450	350	400	0	19
37	2	Q3E200L2C	Aluminium	415	665,0	2*M50	305	318	200	461	19	55	110	59	16	6312-2Z	6310-2Z	60*90*10	50*80*10	400	300	350	0	19
	4	Q3E225M4C	Aluminium	456	765,0	2*M50	286	356	225	504	19	60	140	64	18	6313-2Z	6313-2Z	65*100*13	65*100*13	450	350	400	0	19
45	2	Q3E225M2B	Aluminium	456	735,0	2*M50	311	356	225	504	19	55	110	59	16	6313-2Z	6313-2Z	65*100*13	65*100*13	450	350	400	0	19
	4	Q3E225M4D	Aluminium	456	765,0	2*M50	311	356	225	504	19	60	140	64	18	6313-2Z	6313-2Z	65*100*13	65*100*13	450	350	400	0	19
55	2	Q3EP250M2C	Cast Iron	527	886,0	2*M50	349	406	250	615	24	60	140	64	18	6316	6316	80*100*10	80*100*10	550	450	500	0	19
	4	Q3EP250M4E	Cast Iron	527	886,0	2*M50	349	406	250	615	24	65	140	69	18	6316	6316	80*100*10	80*100*10	550	450	500	0	19
75	2	Q3EP280M2C	Cast Iron	527	1025,0	2*M50	419	457	280	647	24	65	140	69	18	6316	6316	80*100*10	80*100*10	550	450	500	0	19
	4	Q3EP280M4C	Cast Iron	527	1025,0	2*M50	419	457	280	647	24	75	140	80	20	6316	6316	80*100*10	80*100*10	550	450	500	0	19
90	4	Q3EP280M2D	Cast Iron	527	1025,0	2*M50	419	457	280	647	24	65	140	69	18	6316	6316	80*100*10	80*100*10	550	450	500	0	19
	4	Q3EP280M4D	Cast Iron	527	1025,0	2*M50	419	457	280	647	24	75	140	80	20	6316	6316	80*100*10	80*100*10	550	450	500	0	19
110	2	Q3EP315S2C	Cast Iron	652	1176,0	2*M63	406	508	315	833	28	65	140	69	18	6316	6316	80*100*5,5	80*100*5,5	660	550	600	0	24
	4	Q3EP315S4C	Cast Iron	652	1206,0	2*M63	406	508	315	833	28	80	170	85	22	6319	6319	95*115*5,5	95*115*5,5	660	550	600	0	24
132	2	Q3EP315M2B	Cast Iron	652	1176,0	2*M63	457	508	315	833	28	65	140	69	18	6316	6316	80*100*5,5	80*100*5,5	660	550	600	0	24
	4	Q3EP315M4B	Cast Iron	652	1206,0	2*M63	457	508	315	833	28	80	170	85	22	6319	6319	95*115*5,5	95*115*5,5	660	550	600	0	24
160	2	Q3EP315L2A	Cast Iron	652	1287,0	2*M63	508	508	315	833	28	65	140	69	18	6316	6316	80*100*5,5	80*100*5,5	660	550	600	0	24
	4	Q3EP315L4A	Cast Iron	652	1317,0	2*M63	508	508	315	833	28	80	170	85	22	6319	6319	95*115*5,5	95*115*5,5	660	550	600	0	24
200	2	Q3EP315L2C	Cast Iron	652	1287,0	2*M63	508	508	315	833	28	65	140	69	18	6316	6316	80*100*5,5	80*100*5,5	660	550	600	0	24
	4	Q3EP315L4C	Cast Iron	652	1317,0	2*M63	508	508	315	833	28	80	170	85	22	6319	6319	95*115*5,5	95*115*5,5	660	550	600	0	24
250	2	Q3EP355M2C	Cast Iron	762	1512,0	4*M63	560	610	355	997	28	75	140	80	20	6317	6317	85*105*5,5	85*105*5,5	800	680	740	0	24
	4	Q3EP355M4C	Cast Iron	762	1542,0	4*M63	560	610	355	997	28	95	170	100	25	6322	6322	110*130*5,5	110*130*5,5	800	680	740	0	24
315	2	Q3EP355L2B	Cast Iron	762	1512,0	4*M63	630	610	355	997	28	75	140	80	20	6317	6317	85*105*5,5	85*105*5,5	800	680	740	0	24
	4	Q3EP355L4B	Cast Iron	762	1542,0	4*M63	630	610	355	997	28	95	170	100	25	6322	6322	110*130*5,5	110*130*5,5	800	680	740	0	24
355	2	Q3EP355L2C	Cast Iron	762	1512,0	4*M63	630	610	355	997	28	75	140	80	20	6317	6317	85*105*5,5	85*105*5,5	800	680	740	0	24
	4	Q3EP355L4C	Cast Iron	762	1542,0	4*M63	630	610	355	997	28	95	170	100	25	6322	6322	110*130*5,5	110*130*5,5	800	680	740	0	24

(1) Tolerance DIN EN 50347 "j6" up to 28mm, "k6" above 28mm
(2) According to DIN 6885
(3) Tolerance DIN EN 50347 "j6"

DIMENSION - B14a, B34a

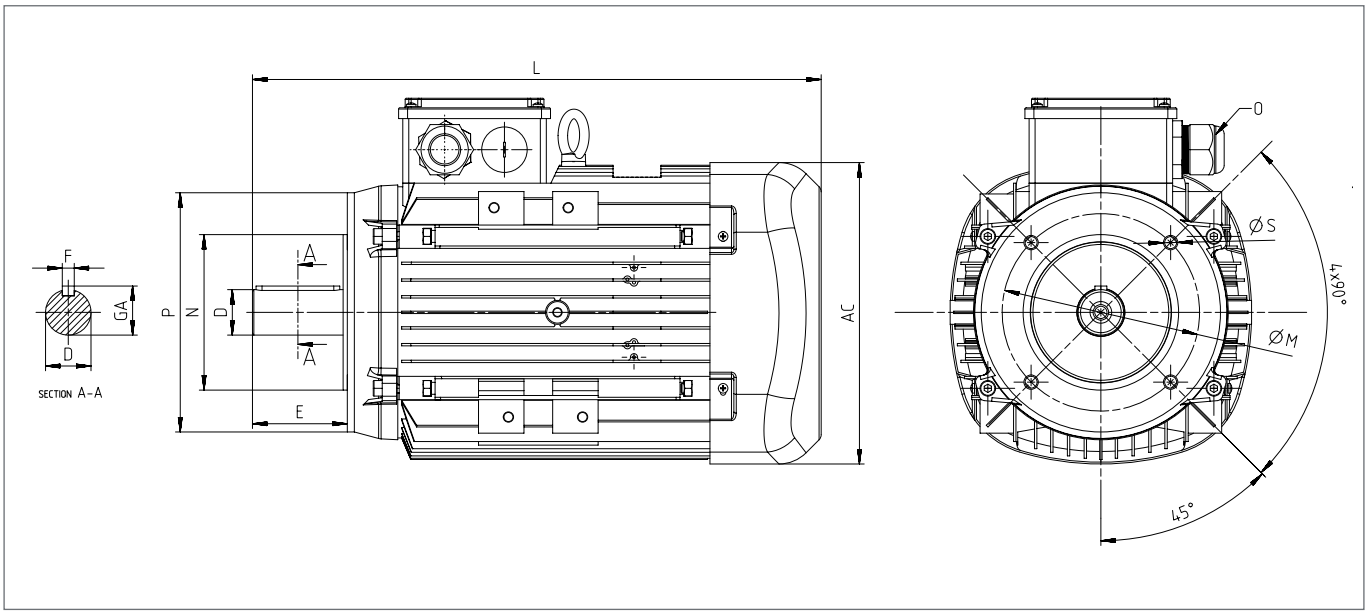

				Main Dimensions			Foot Mounted Motors					Shaft				Bearing		Seal		Flange (FC) (B14a)				
Power (kW)	Number of Poles	Motor Type	Housing Type	AC	L	O	B	A	H	HD	K	D(1)	E	GA	F(2)	Drive Side	Non drive Side	Drive Side	Non drive Side	P	N(3)	M	R	S
0,75	2	Q3E80M2C	Aluminium	158	283,5	1*M20	100	125	80	195	10	19	40	21,5	6	6204-2Z	6204-2Z	20*30*7	20*30*7	120	80	100	0	M6
	4	Q3E80M4D	Aluminium	158	283,5	1*M20	100	125	80	195	10	19	40	21,5	6	6204-2Z	6204-2Z	20*30*7	20*30*7	120	80	100	0	M6
	6	Q3E90L6C	Aluminium	193	316,5	1*M25	125	140	90	222	10	24	50	27	8	6305-2Z	6205-2Z	25*40*7	25*40*7	200	130	165	0	12
1,1	2	Q3E80M2D	Aluminium	158	283,5	1*M20	100	125	80	195	10	19	40	21,5	6	6204-2Z	6204-2Z	20*30*7	20*30*7	120	80	100	0	M6
	4	Q3E90L4C	Aluminium	193	316,5	1*M25	100	140	90	222	10	24	50	27	8	6305-2Z	6205-2Z	25*40*7	25*40*7	140	95	115	0	M8
	6	Q3E90L6D	Aluminium	193	344,5	1*M25	125	140	90	222	10	24	50	27	8	6305-2Z	6205-2Z	25*40*7	25*40*7	200	130	165	0	12
1,5	2	Q3E90L2C	Aluminium	193	316,5	1*M25	100	140	90	222	10	24	50	27	8	6305-2Z	6205-2Z	25*40*7	25*40*7	140	95	115	0	M8
	4	Q3E90L4D	Aluminium	193	344,5	1*M25	125	140	90	222	10	24	50	27	8	6305-2Z	6205-2Z	25*40*7	25*40*7	140	95	115	0	M8
	6	Q3E100L6D	Aluminium	217	352,0	1*M25	140	160	100	241	12	28	60	31	8	6306-2Z	6205-2Z	30*47*7	25*47*7	250	180	215	0	15
2,2	2	Q3E90L2D	Aluminium	193	316,5	1*M25	125	140	90	222	10	24	50	27	8	6305-2Z	6205-2Z	25*40*7	25*40*7	140	95	115	0	M8
	4	Q3E100L4C	Aluminium	217	352,0	1*M25	140	160	100	241	12	28	60	31	8	6306-2Z	6205-2Z	30*47*7	25*40*7	160	110	130	0	M8
	6	Q3E112M6D	Aluminium	232	395,5	2*M25	140	190	112	261	12	28	60	31	8	6306-2Z	6206-2Z	30*47*7	30*47*7	250	180	215	0	15
3	2	Q3E100L2C	Aluminium	217	352,0	1*M25	140	160	100	241	12	28	60	31	8	6306-2Z	6205-2Z	30*47*7	25*40*7	160	110	130	0	M8
	4	Q3E100L4D	Aluminium	217	377,0	1*M25	140	160	100	241	12	28	60	31	8	6306-2Z	6205-2Z	30*47*7	25*40*7	160	110	130	0	M8
	6	Q3E132M6B	Aluminium	260	481,0	2*M32	178	216	132	323	12	38	80	41	10	6208-2Z	6208-2Z	40*62*10	40*62*10	300	230	265	0	15
4	2	Q3E112M2C	Aluminium	232	395,5	2*M25	140	190	112	261	12	28	60	31	8	6306-2Z	6206-2Z	30*47*7	30*47*7	160	110	130	0	M8
	4	Q3E112M4C	Aluminium	232	395,5	2*M25	140	190	112	261	12	28	60	31	8	6306-2Z	6206-2Z	30*47*7	30*47*7	160	110	130	0	M8
	6	Q3E132M6C	Aluminium	260	481,0	2*M32	178	216	132	323	12	38	80	41	10	6208-2Z	6208-2Z	40*62*10	40*62*10	300	230	265	0	15
5,5	2	Q3E132S2C	Aluminium	279	440,5	2*M32	140	216	132	314	12	38	80	41	10	6208-2Z	6208-2Z	40*62*10	40*62*10	200	130	165	0	M10
	4	Q3E132M4B	Aluminium	279	475,5	2*M32	140	216	132	314	12	38	80	41	10	6208-2Z	6208-2Z	40*62*10	40*62*10	200	130	165	0	M10
	6	Q3E132M6D	Aluminium	260	481,0	2*M32	178	216	132	323	12	38	80	41	10	6208-2Z	6208-2Z	40*62*10	40*62*10	300	230	265	0	15
7,5	2	Q3E132M2A	Aluminium	279	475,5	2*M32	140	216	132	314	12	38	80	41	10	6208-2Z	6208-2Z	40*62*10	40*62*10	200	130	165	0	M10
	4	Q3E132M4C	Aluminium	279	475,5	2*M32	178	216	132	314	12	38	80	41	10	6208-2Z	6208-2Z	40*62*10	40*62*10	200	130	165	0	M10

(1) Tolerance DIN EN 50347 "j6" up to 28mm, "k6" above 28mm
(2) According to DIN 6885
(3) Tolerance DIN EN 50347 "j6"

DIMENSION - B14b, B34b

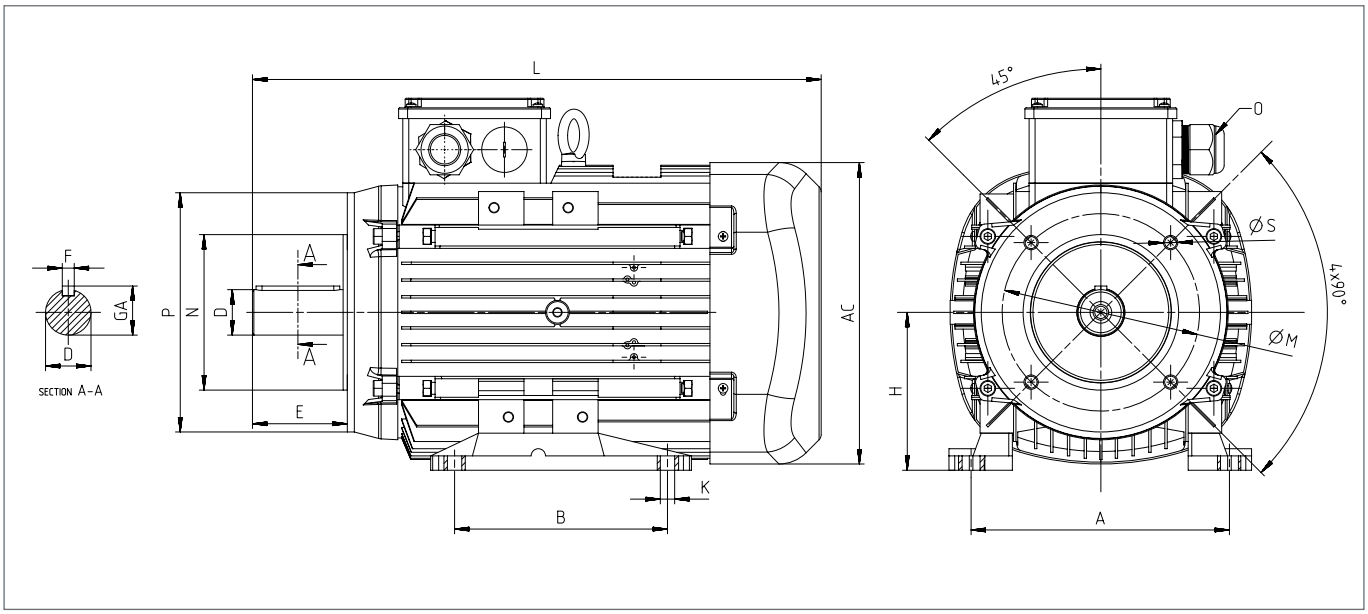

				Main Dimensions			Foot Mounted Motors					Shaft				Bearing		Seal		Flange (FB) (B14b)				
Power (kW)	Number of Poles	Motor Type	Housing Type	AC	L	O	B	A	H	HD	K	D(1)	E	GA	F(2)	Drive Side	Non drive Side	Drive Side	Non drive Side	P	N(3)	M	R	S
0,75	2	Q3E80M2C	Aluminium	158	283,5	1*M20	100	125	80	195	10	19	40	21,5	6	6204-2Z	6204-2Z	20*30*7	20*30*7	160	110	130	0	M8
	4	Q3E80M4D	Aluminium	158	283,5	1*M20	100	125	80	195	10	19	40	21,5	6	6204-2Z	6204-2Z	20*30*7	20*30*7	160	110	130	0	M8
	6	Q3E90L6C	Aluminium	193	316,5	1*M25	125	140	90	222	10	24	50	27	8	6305-2Z	6205-2Z	25*40*7	25*40*7	200	130	165	0	12
1,1	2	Q3E80M2D	Aluminium	158	283,5	1*M20	100	125	80	195	10	19	40	21,5	6	6204-2Z	6204-2Z	20*30*7	20*30*7	160	110	130	0	M8
	4	Q3E90L4C	Aluminium	193	316,5	1*M25	100	140	90	222	10	24	50	27	8	6305-2Z	6205-2Z	25*40*7	25*40*7	160	110	130	0	M8
	6	Q3E90L6D	Aluminium	193	344,5	1*M25	125	140	90	222	10	24	50	27	8	6305-2Z	6205-2Z	25*40*7	25*40*7	200	130	165	0	12
1,5	2	Q3E90L2C	Aluminium	193	316,5	1*M25	100	140	90	222	10	24	50	27	8	6305-2Z	6205-2Z	25*40*7	25*40*7	160	110	130	0	M8
	4	Q3E90L4D	Aluminium	193	344,5	1*M25	125	140	90	222	10	24	50	27	8	6305-2Z	6205-2Z	25*40*7	25*40*7	160	110	130	0	M8
	6	Q3E100L6D	Aluminium	217	352,0	1*M25	140	160	100	241	12	28	60	31	8	6306-2Z	6205-2Z	30*47*7	25*47*7	250	180	215	0	15
2,2	2	Q3E90L2D	Aluminium	193	316,5	1*M25	125	140	90	222	10	24	50	27	8	6305-2Z	6205-2Z	25*40*7	25*40*7	160	110	130	0	M8
	4	Q3E100L4C	Aluminium	217	352,0	1*M25	140	160	100	241	12	28	60	31	8	6306-2Z	6205-2Z	30*47*7	25*40*7	200	130	165	0	M10
	6	Q3E112M6D	Aluminium	232	395,5	2*M25	140	190	112	261	12	28	60	31	8	6306-2Z	6206-2Z	30*47*7	30*47*7	250	180	215	0	15
3	2	Q3E100L2C	Aluminium	217	352,0	1*M25	140	160	100	241	12	28	60	31	8	6306-2Z	6205-2Z	30*47*7	25*40*7	200	130	165	0	M10
	4	Q3E100L4D	Aluminium	217	377,0	1*M25	140	160	100	241	12	28	60	31	8	6306-2Z	6205-2Z	30*47*7	25*40*7	200	130	165	0	M10
	6	Q3E132M6B	Aluminium	260	481,0	2*M32	178	216	132	323	12	38	80	41	10	6208-2Z	6208-2Z	40*62*10	40*62*10	300	230	265	0	15
4	2	Q3E112M2C	Aluminium	232	395,5	2*M25	140	190	112	261	12	28	60	31	8	6306-2Z	6206-2Z	30*47*7	30*47*7	200	130	165	0	M10
	4	Q3E112M4C	Aluminium	232	395,5	2*M25	140	190	112	261	12	28	60	31	8	6306-2Z	6206-2Z	30*47*7	30*47*7	200	130	165	0	M10
	6	Q3E132M6C	Aluminium	260	481,0	2*M32	178	216	132	323	12	38	80	41	10	6208-2Z	6208-2Z	40*62*10	40*62*10	300	230	265	0	15
5,5	2	Q3E132S2C	Aluminium	279	440,5	2*M32	140	216	132	314	12	38	80	41	10	6208-2Z	6208-2Z	40*62*10	40*62*10	250	180	215	0	M12 or 15
	4	Q3E132M4B	Aluminium	279	475,5	2*M32	140	216	132	314	12	38	80	41	10	6208-2Z	6208-2Z	40*62*10	40*62*10	250	180	215	0	M12 or 15
	6	Q3E132M6D	Aluminium	260	481,0	2*M32	178	216	132	323	12	38	80	41	10	6208-2Z	6208-2Z	40*62*10	40*62*10	300	230	265	0	15
7,5	2	Q3E132M2A	Aluminium	279	475,5	2*M32	140	216	132	314	12	38	80	41	10	6208-2Z	6208-2Z	40*62*10	40*62*10	250	180	215	0	M12 or 15
	4	Q3E132M4C	Aluminium	279	475,5	2*M32	178	216	132	314	12	38	80	41	10	6208-2Z	6208-2Z	40*62*10	40*62*10	250	180	215	0	M12 or 15

(1) Tolerance DIN EN 50347 "j6" up to 28mm, "k6" above 28mm
(2) According to DIN 6885
(3) Tolerance DIN EN 50347 "j6"

ELECTRICAL CHARACTERISTICS AT 50 Hz

	MOTOR TYPE	HOUSING TYPE	RATED VALUES					STARTING VALUES				Breakdown Torque Ratio	EFFICIENCY *			Cosφ	J	Weight (B3)	Sound Pressure Level dBA **
			Power		Speed	Current (400V)	Torque	Current I_A / I_N		Torque M_A / M_N			η %						
			kW	HP	rpm	A	Nm	⅄	Δ	⅄	Δ	Mk/Mn	4/4	3/4	2/4	4/4	kgm²	kg	
	2 pole 3000 rpm																		
230/400V	Q2E71M2C *	Aluminium	0,37	1/2	2850	0,9	1,2	8,1	-	4,0	-	4,2	69,5	69,6	67,3	0,80	0,00067	8	54
230/400V	Q2E71M2D *	Aluminium	0,55	3/4	2880	1,2	1,8	8,2	-	4,1	-	4,3	74,1	74,2	72,0	0,82	0,00086	9,5	54
230/400V	Q2E80M2B	Aluminium	0,75	1,0	2860	1,7	2,5	8,1	-	4,1	-	4,4	77,4	77,0	73,6	0,81	0,00109	11	58
230/400V	Q2E80M2D	Aluminium	1,1	1,5	2885	2,4	3,6	8,1	-	4,1	-	4,5	79,6	79,1	77,1	0,84	0,00150	13	58
230/400V	Q2E90L2C	Aluminium	1,5	2,0	2890	3,3	5,0	8,2	-	3,8	-	4,4	81,3	80,8	77,7	0,78	0,00182	17,5	62
230/400V	Q2E90L2D	Aluminium	2,2	3,0	2880	4,4	7,3	8,3	-	3,9	-	4,5	83,2	82,9	80,5	0,89	0,00182	18	62
230/400V	Q2E100L2C	Aluminium	3,0	4,0	2885	5,8	9,9	9,6	-	4,3	-	5,1	84,6	84,5	83,1	0,88	0,00335	26	64
400/690V	Q2E112M2C	Aluminium	4,0	5,5	2895	7,7	13,2	3,0	9,5	1,4	4,2	5,0	85,8	85,7	84,3	0,87	0,00489	31	67
400/690V	Q2E132S2C	Aluminium	5,5	7,5	2935	10,2	18,0	3,1	9,2	1,2	3,7	4,6	87,0	86,9	85,2	0,87	0,01410	47	70
400/690V	Q2E132M2A	Aluminium	7,5	10,0	2920	13,6	24,5	3,0	9,1	1,1	3,6	4,1	88,1	87,7	85,9	0,90	0,01596	53	70
400/690V	Q2E160M2B	Aluminium	11,0	15,0	2945	19,4	35,9	3,3	9,8	1,1	3,5	4,2	89,4	89,3	87,5	0,90	0,02644	70	71
400/690V	Q2E160L2A	Aluminium	15,0	20,0	2935	25,7	48,7	3,0	8,9	1,1	3,4	3,7	90,3	90,2	88,4	0,92	0,03317	82	71
400/690V	Q2E160L2C	Aluminium	18,5	25,0	2935	31,4	60,0	3,5	10,6	0,5	1,4	4,8	90,9	90,8	89,0	0,92	0,04075	92	71
400/690V	Q2E180M2A	Aluminium	22,0	30,0	2945	38,6	71,3	2,8	7,8	0,8	2,6	3,8	91,3	90,9	89,5	0,90	0,06193	112	77
400/690V	Q2E200L2B	Aluminium	30,0	40,0	2960	55,1	97,1	2,8	8,2	0,7	2,9	4,5	92,0	91,4	89,6	0,85	0,11917	168	80
400/690V	Q2E200L2C	Aluminium	37,0	50,0	2960	65,0	119,4	2,9	8,7	0,7	2,2	3,4	92,5	91,9	90,1	0,90	0,15010	179	80
400/690V	Q2E225M2B	Aluminium	45,0	60,0	2960	82,1	145,2	2,9	8,6	0,8	2,4	3,8	92,9	92,6	91,1	0,85	0,23505	235	81
400/690V	Q2EP250M2B	Cast Iron	55,0	75,0	2975	94,2	178,5	1,8	5,4	0,8	2,5	3,4	93,2	92,1	90,9	0,90	0,48707	488	82
400/690V	Q2EP280M2B	Cast Iron	75,0	100,0	2975	125,4	241,1	3,2	9,5	0,8	2,4	2,9	93,8	93,7	92,5	0,92	0,54033	576	84
400/690V	Q2EP280M2C	Cast Iron	90,0	125,0	2980	151,3	291,3	3,5	10,6	1,2	3,5	4,0	94,1	93,9	92,9	0,91	0,64510	587	84
400/690V	Q2EP315S2C	Cast Iron	110,0	127,0	2.975	185	353	2,6	7,8	0,7	2,2	2,4	94,3	94,3	93,1	0,91	1,43600	920	87
400/690V	Q2EP315M2C	Cast Iron	132,0	152,0	2.975	221	423	2,6	7,8	0,8	2,3	2,4	94,6	94,6	93,4	0,91	1,72300	970	87
400/690V	Q2EP315L2C	Cast Iron	160,0	184,0	2.975	268	513	2,5	7,5	0,8	2,3	2,4	94,8	94,8	93,6	0,91	1,95300	1.170	87
400/690V	Q2EP315L2D	Cast Iron	200,0	230,0	2.975	334	643	2,7	8,0	0,8	2,4	2,6	95,0	95,0	93,8	0,91	2,52700	1.200	87
400/690V	Q2EP355M2C	Cast Iron	250,0	280,0	2.985	422	799	2,3	7,0	0,7	2,0	2,4	95,0	95,0	93,8	0,90	3,92000	1.690	87
400/690V	Q2EP355L2C	Cast Iron	315,0	353,0	2.985	532	1.007	2,5	7,4	0,7	2,0	2,3	95,0	95,0	93,8	0,90	4,17000	1.870	87
400/690V	Q2EP355L2D	Cast Iron	355,0	398,0	2.985	599	1.135	2,5	7,5	0,6	1,8	2,1	95,0	95,0	93,8	0,90	4,44000	1.953	87
	4 pole 1500 rpm																		
230/400V	Q2E71M4C *	Aluminium	0,25	1/3	1415	0,7	1,7	4,6	-	2,6	-	3,8	68,5	68,8	68,8	0,70	0,00095	8,5	45
230/400V	Q2E71M4D *	Aluminium	0,37	1/2	1425	1,1	2,5	4,6	-	2,6	-	3,8	72,7	73,1	72,0	0,71	0,00095	8,5	45
230/400V	Q2E80M4B *	Aluminium	0,55	3/4	1425	1,4	3,7	5,0	-	3,1	-	3,6	77,1	77,6	76,4	0,73	0,00205	11,5	49
230/400V	Q2E80M4D	Aluminium	0,75	1,0	1430	1,9	5,1	5,5	-	3,2	-	3,5	79,6	78,9	75,3	0,72	0,00268	12,5	49
230/400V	Q2E90L4C	Aluminium	1,1	1,5	1430	2,4	7,4	7,0	-	3,2	-	3,7	81,4	80,8	78,1	0,83	0,00365	17,5	54
230/400V	Q2E90L4D	Aluminium	1,5	2,0	1440	3,4	10,0	7,3	-	3,5	-	4,0	82,8	82,0	79,3	0,75	0,00365	18	55
230/400V	Q2E100L4C	Aluminium	2,2	3,0	1440	5,0	14,6	7,5	-	4,3	-	4,6	84,3	83,8	81,2	0,73	0,00545	25	56
230/400V	Q2E100L4D	Aluminium	3,0	4,0	1435	6,6	20,0	7,5	-	3,8	-	4,2	85,5	85,1	83,0	0,75	0,00581	26	56
400/690V	Q2E112M4C	Aluminium	4,0	5,5	1450	8,4	26,3	2,8	8,6	1,0	3,2	4,3	86,6	83,0	82,5	0,79	0,01123	34	58
400/690V	Q2E132M4B	Aluminium	5,5	7,5	1460	11,3	36,2	2,5	7,4	1,2	3,5	4,3	87,7	87,6	85,2	0,78	0,02763	55	61
400/690V	Q2E132M4C	Aluminium	7,5	10,0	1460	15,0	49,4	3,0	9,5	1,0	3,2	4,5	88,7	88,5	86,6	0,81	0,02980	57	61
400/690V	Q2E160M4B	Aluminium	11,0	15,0	1460	22,2	72,5	2,1	6,3	0,8	2,5	3,0	89,8	89,7	88,2	0,79	0,05547	77	63
400/690V	Q2E160L4A	Aluminium	15,0	20,0	1460	28,8	98,5	2,1	6,3	0,9	2,6	3,0	90,6	90,5	89,5	0,83	0,06922	92	63
400/690V	Q2E180M4B	Aluminium	18,5	25,0	1460	37,3	121,4	2,6	7,8	1,1	3,3	4,5	91,2	91,1	90,2	0,80	0,11220	126	69
400/690V	Q2E180L4B	Aluminium	22,0	30,0	1460	41,4	143,5	2,7	8,2	0,9	2,7	3,8	91,6	91,5	90,6	0,84	0,12773	135	69
400/690V	Q2E200L4D	Aluminium	30,0	40,0	1470	55,7	195,6	2,6	8,0	0,9	2,9	3,6	92,3	92,1	91,1	0,85	0,26448	183	70
400/690V	Q2E225M4C	Aluminium	37,0	50,0	1480	69,0	240,0	2,6	8,2	1,1	3,3	3,9	92,7	92,6	91,5	0,84	0,36429	260	71
400/690V	Q2E225M4D	Aluminium	45,0	60,0	1480	83,3	292,3	2,7	8,2	1,1	3,3	3,9	93,1	93,0	91,9	0,83	0,43513	280	71
400/690V	Q2EP250M4D	Cast Iron	55,0	75,0	1450	100,0	359,0	2,5	7,5	0,8	2,9	3,2	93,5	93,2	90,7	0,87	0,90782	506	72
400/690V	Q2EP280M4B	Cast Iron	75,0	100,0	1485	134,2	485,7	2,6	7,8	0,8	2,9	3,4	94,0	93,9	93,2	0,86	1,06114	624	73
400/690V	Q2EP280M4C	Cast Iron	90,0	125,0	1485	163,5	584,2	2,6	7,8	0,8	2,9	3,3	94,2	94,4	93,6	0,85	1,14768	638	73

IE2

ELECTRICAL CHARACTERISTICS AT 50 Hz

	MOTOR TYPE	HOUSING TYPE	RATED VALUES					STARTING VALUES				Breakdown Torque Ratio	EFFICIENCY *			Cosφ	J	Weight (B3)	Sound Pressure Level dBA **
			Power		Speed	Current (400V)	Torque	Current I_A / I_N		Torque M_A / M_N			η %						
			kW	HP	rpm	A	Nm	⅄	Δ	⅄	Δ	Mk/Mn	4/4	3/4	2/4	4/4	kgm²	kg	
	4 pole 1500 rpm																		
400/690V	Q2EP315S4C	Cast Iron	110,0	127,0	1.480	191	709	2,4	7,2	0,7	2,2	2,5	94,5	94,5	93,9	0,88	3,03500	925	70
400/690V	Q2EP315M4C	Cast Iron	132,0	152,0	1.480	229	851	2,3	7,0	0,7	2,1	2,4	94,7	94,7	94,1	0,88	3,41500	1.010	70
400/690V	Q2EP315L4C	Cast Iron	160,0	184,0	1.480	273	1.032	2,5	7,5	0,7	2,2	2,5	94,9	94,9	94,3	0,89	4,11900	1.080	76
400/690V	Q2EP315L4D	Cast Iron	200,0	230,0	1.480	341	1.290	2,5	7,5	0,8	2,3	2,5	95,1	95,1	94,5	0,89	5,20300	1.200	76
400/690V	Q2EP355M4C	Cast Iron	250,0	280,0	1.485	426	1.607	2,6	7,9	0,8	2,3	2,5	95,1	95,1	94,5	0,89	8,79000	1.720	76
400/690V	Q2EP355L4C	Cast Iron	315,0	353,0	1.485	531	2.025	2,5	7,4	0,7	2,0	2,3	95,1	95,1	94,5	0,90	10,13300	1.920	87
400/690V	Q2EP355L4D	Cast Iron	355,0	398,0	1.485	605	2.283	2,9	8,8	0,6	1,8	2,0	95,1	95,1	94,5	0,89	10,67800	1.953	87
	6 pole 1000 rpm																		
230/400V	Q2E90L6C	Aluminium	0,75	1,0	940	2,2	7,7	4,2	-	2,5	-	2,8	75.9	74,7	73,2	0,67	0,00371	18	53
230/400V	Q2E90L6D	Aluminium	1,1	1,5	940	3,2	11,3	4,2	-	2,9	-	2,9	78,1	77,6	74,8	0,65	0,00444	19,5	53
230/400V	Q2E100L6D	Aluminium	1,5	2,0	945	3,9	15,3	4,7	-	2,7	-	3,0	79,8	79,3	76,4	0,71	0,00570	26	56
230/400V	Q2E112M6C	Aluminium	2,2	3,0	950	5,3	22,1	5,2	-	2,5	-	3,0	81,8	81,2	78,3	0,71	0,00916	29	58
400/690V	Q2E132M6A	Aluminium	3,0	4,0	965	14,1	29,8	1,8	5,4	1,1	3,2	3,3	83,3	82,3	79,4	0,64	0,02057	45	62
400/690V	Q2E132M6B	Aluminium	4,0	5,5	970	10,4	39,8	1,9	5,8	0,7	2,2	2,6	84,6	83,5	80,7	0,65	0,02070	54	62
400/690V	Q2E132M6C	Aluminium	5,5	7,5	960	12,8	54,7	1,7	5,2	0,9	2,6	2,9	86,0	85,7	83,9	0,72	0,02709	57	62
400/690V	Q2E160L6B	Aluminium	7,5	10,0	970	18,9	74,6	2,1	6,2	1,2	3,6	3,8	87,2	84,3	81,7	0,66	0,07040	89	63
400/690V	Q2E160L6C	Aluminium	11,0	15,0	970	25,5	109,4	1,7	5,2	1,0	3,0	3,1	88,7	88,5	86,3	0,71	0,07040	99	63
400/690V	Q2E180L6A	Aluminium	15,0	20,0	970	31,5	147,7	2,1	6,5	0,7	2,1	2,9	89,7	89,5	87,3	0,76	0,18369	115	64
400/690V	Q2E200L6B	Aluminium	18,5	25,0	980	36,1	182,2	1,9	6,0	0,6	1,9	2,7	90,4	90,2	89,6	0,81	0,27088	159	64
400/690V	Q2E200L6C	Aluminium	22,0	30,0	975	43,6	216,6	1,9	6,0	0,6	1,9	2,7	90,9	90,7	90,1	0,79	0,31281	171	64
400/690V	Q2E225M6B	Aluminium	30,0	40,0	980	57,3	287,6	1,9	5,7	0,6	1,7	2,5	91,7	91,6	90,7	0,81	0,49334	234	65

* According to IEC 60034-2-1
** The sound pressure measurements are taken 1m away from the motor
** Tolerance +3 dBA

ELECTRICAL CHARACTERISTICS AT 50 Hz

	MOTOR TYPE	HOUSING TYPE	RATED VALUES					STARTING VALUES				Breakdown Torque Ratio	EFFICIENCY *			Cosφ	J	Weight (B3)	Sound Pressure Level dBA **
			Power		Speed	Current (400V)	Torque	Current I_A / I_N		Torque M_A / M_N			η %						
			kW	HP	rpm	A	Nm	⅄	Δ	⅄	Δ	Mk/Mn	4/4	3/4	2/4	4/4	kgm²	kg	
	2 pole 3000 rpm																		
230/400V	Q2E71M2DE	Aluminium	0,75	1,0	2870	1,8	2,49	8,8	-	5	-	5,2	77,4	77,5	75,9	0,77	0,00110	11	56
230/400V	Q2E80M2DE	Aluminium	1,5	2,0	2875	3,0	5,01	8,1	-	4	-	4,3	81,5	82,0	80,9	0,76	0,00150	13	58
230/400V	Q2E90L2DE	Aluminium	3,0	4,0	2880	6,2	9,94	8,3	-	4	-	4,5	84,6	84,1	80,8	0,75	0,00182	18	62
400/690V	Q2E100L2DE	Aluminium	4,0	5,5	2900	7,9	13,31	3,0	9,3	1,4	4,3	5,2	85,9	86,0	84,1	0,77	0,00335	27	64
400/690V	Q2E112M2CE	Aluminium	5,5	7,5	2910	9,1	17,90	3,1	9,5	1,4	4,2	5,0	86,3	86,5	84,7	0,87	0,00489	31	67
400/690V	Q2E132M2AE	Aluminium	11,0	15,0	2923	13,6	24,50	2,9	9,0	1,2	3,6	4,0	88,3	87,9	86,1	0,89	0,01596	53	70
400/690V	Q2E160L2DE	Aluminium	22,0	30,0	2943	31,4	60,03	2,6	8,2	1,1	3,3	3,9	91,4	91,8	91,2	0,92	0,04075	92	71
400/690V	Q2EP250M2C	Cast Iron	75,0	100,0	2975	125,4	241,10	2,5	7,5	0,8	2,8	3,3	93,8	93,7	92,5	0,92	0,54033	576	84
400/690V	Q2EP280M2D	Cast Iron	110,0	150,0	2980	191,0	352,40	2,6	7,7	0,9	2,9	3,4	94,3	94,3	93,6	0,88	0,74111	640	84
	4 pole 1500 rpm																		
230/400V	Q2E80M4DE	Aluminium	1,1	1,5	1438	1,9	4,98	5,5	-	3,2	-	3,5	79,9	79,4	76,3	0,72	0,00268	12,5	49
230/400V	Q2E90L4DE	Aluminium	2,2	3,0	1440	4,8	14,59	7,5	-	3,5	-	4,0	84,3	83,5	80,6	0,70	0,00365	18	54
400/690V	Q2E112M4DE	Aluminium	5,5	7,5	1458	8,5	26,20	2,8	8,6	1,1	3,2	4,3	86,7	86,7	85,1	0,77	0,01123	34	58
400/690V	Q2EP250M4E	Cast Iron	75,0	100,0	1485	134,2	485,70	2,6	7,8	0,8	2,9	3,4	94,0	93,9	93,2	0,86	1,06114	624	73
400/690V	Q2EP280M4D	Cast Iron	110,0	150,0	1485	200,3	714,00	2,8	7,9	0,8	2,9	3,4	94,5	94,3	93,1	0,84	1,25586	654	73

* According to IEC 60034-2-1
** The sound pressure measurements are taken 1m away from the motor
** Tolerance +3 dBA

DIMENSION - B3

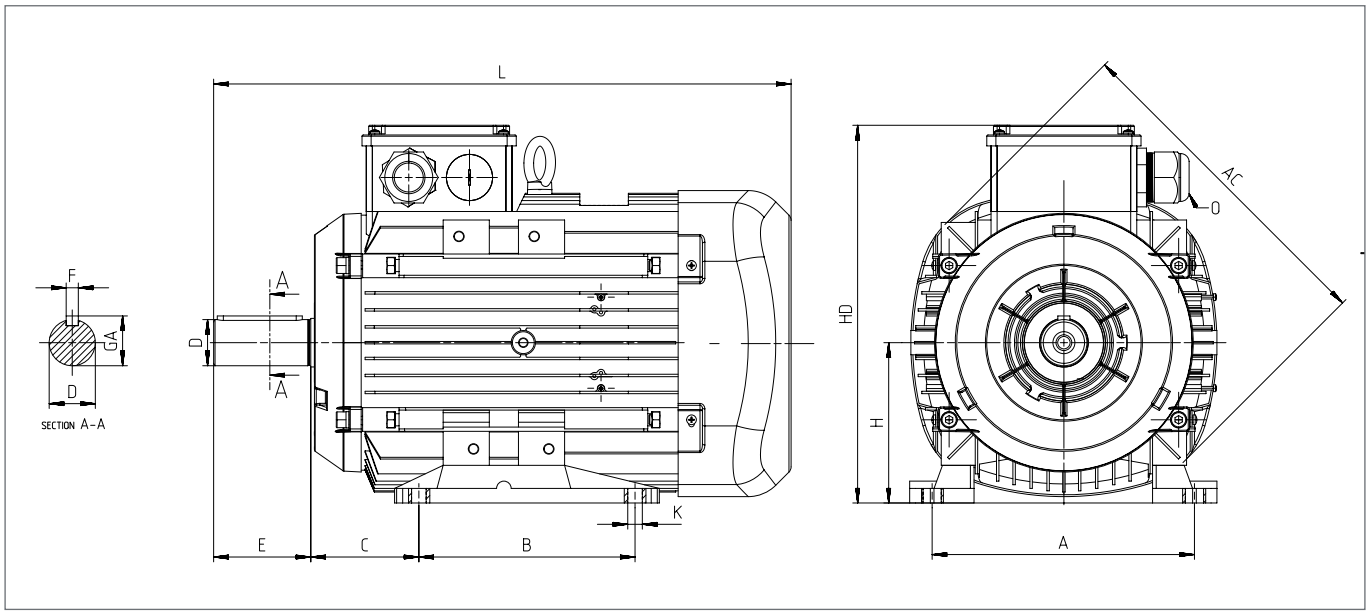

				Main Dimensions			Foot Mounted Motors						Shaft				Bearing		Seal	
Power (kW)	Number of Poles	Motor Type	Housing Type	AC	L	O	B	A	H	HD	K	C	D(1)	E	GA	F(2)	Drive Side	Non drive Side	Drive Side	Non drive Side
0,25	4	Q2E71M4B	Aluminium	138	252,5	1*M20	90	112	71	190	7	45	14	30	16	5	6202-2Z	6202-2Z	15*24*5	15*24*5
0,37	2	Q2E71M2C	Aluminium	138	252,5	1*M20	90	112	71	190	7	45	14	30	16	5	6202-2Z	6202-2Z	15*24*5	15*24*5
	4	Q2E71M4B	Aluminium	138	252,5	1*M20	90	112	71	190	7	45	14	30	16	5	6202-2Z	6202-2Z	15*24*5	15*24*5
0,55	2	Q2E71M2D	Aluminium	138	252,5	1*M20	90	112	71	190	7	45	14	30	16	5	6202-2Z	6202-2Z	15*24*5	15*24*5
	4	Q2E80M4B	Aluminium	158	283,5	1*M20	100	125	80	195	10	50	19	40	21,5	6	6204-2Z	6204-2Z	20*30*7	20*30*7
0,75	2	Q2E71M2DE	Aluminium	138	252,5	1*M20	90	112	71	190	7	45	14	30	16,0	5	6202-2Z	6202-2Z	15*24*5	15*24*5
	2	Q2E80M2B	Aluminium	158	283,5	1*M20	100	125	80	195	10	50	19	40	21,5	6	6204-2Z	6204-2Z	20*30*7	20*30*7
	4	Q2E80M4D	Aluminium	158	283,5	1*M20	100	125	80	195	10	50	19	40	21,5	6	6204-2Z	6204-2Z	20*30*7	20*30*7
	6	Q2E90L6C	Aluminium	193	316,5	1*M25	100	140	90	222	10	56	24	50	27	8	6305-2Z	6205-2Z	25*40*7	25*40*7
1,1	2	Q2E80M2D	Aluminium	158	283,5	1*M20	100	125	80	195	10	50	19	40	21,5	6	6204-2Z	6204-2Z	20*30*7	20*30*7
	4	Q2E80M4DE	Aluminium	158	283,5	1*M20	100	125	80	195	10	50	19	40	21,5	6	6204-2Z	6204-2Z	20*30*7	20*30*7
	4	Q2E90L4C	Aluminium	193	316,5	1*M25	100	140	90	222	10	56	24	50	27	8	6305-2Z	6205-2Z	25*40*7	25*40*7
	6	Q2E90L6D	Aluminium	193	344,5	1*M25	125	140	90	222	10	56	24	50	27	8	6305-2Z	6205-2Z	25*40*7	25*40*7
1,5	2	Q2E80M2DE	Aluminium	158	283,5	1*M20	100	125	80	195	10	50	19	40	21,5	6	6204-2Z	6204-2Z	20*30*7	20*30*7
	2	Q2E90L2C	Aluminium	193	316,5	1*M25	100	140	90	222	10	56	24	50	27	8	6305-2Z	6205-2Z	25*40*7	25*40*7
	4	Q2E90L4D	Aluminium	193	316,5	1*M25	125	140	90	222	10	56	24	50	27	8	6305-2Z	6205-2Z	25*40*7	25*40*7
	6	Q2E100L6D	Aluminium	217	352,0	1*M25	140	160	100	241	12	63	28	60	31	8	6306-2Z	6205-2Z	30*47*7	25*40*7
2,2	2	Q2E90L2D	Aluminium	193	316,5	1*M25	125	140	90	222	10	56	24	50	27	8	6305-2Z	6205-2Z	25*40*7	25*40*7
	4	Q2E90L4DE	Aluminium	193	344,5	1*M25	125	140	90	222	10	56	24	50	27	8	6305-2Z	6205-2Z	25*40*7	25*40*7
	4	Q2E100L4C	Aluminium	217	352,0	1*M25	140	160	100	241	12	63	28	60	31	8	6306-2Z	6205-2Z	30*47*7	25*40*7
	6	Q2E112M6C	Aluminium	232	395,5	2*M25	140	190	112	261	12	70	28	60	31	8	6306-2Z	6206-2Z	30*47*7	30*47*7
3	2	Q2E90L2DE	Aluminium	193	316,5	1*M25	125	140	90	222	10	56	24	50	27	8	6305-2Z	6205-2Z	25*40*7	25*40*7
	2	Q2E100L2C	Aluminium	217	352,0	1*M25	140	160	100	241	12	63	28	60	31	8	6306-2Z	6205-2Z	30*47*7	25*40*7
	4	Q2E100L4D	Aluminium	217	352,0	1*M25	140	160	100	241	12	63	28	60	31	8	6306-2Z	6205-2Z	30*47*7	25*40*7
	6	Q2E132M6A	Aluminium	279	475,5	2*M32	140	216	132	314	12	89	38	80	41	10	6208-2Z	6208-2Z	40*62*10	40*62*10

DIMENSION - B3

				Main Dimensions			Foot Mounted Motors						Shaft				Bearing		Seal	
Power (kW)	Number of Poles	Motor Type	Housing Type	AC	L	O	B	A	H	HD	K	C	D(1)	E	GA	F(2)	Drive Side	Non drive Side	Drive Side	Non drive Side
4	2	Q2E100L2DE	Aluminium	217	352,0	1*M25	140	160	100	241	12	63	28	60	31	8	6306-2Z	6205-2Z	30*47*7	25*40*7
	2	Q2E112M2C	Aluminium	232	395,5	2*M25	140	190	112	261	12	70	28	60	31	8	6306-2Z	6206-2Z	30*47*7	30*47*7
	4	Q2E112M4C	Aluminium	232	395,5	2*M25	140	190	112	261	12	70	28	60	31	8	6306-2Z	6206-2Z	30*47*7	30*47*7
	6	Q2E132M6B	Aluminium	279	475,5	2*M32	178	216	132	314	12	89	38	80	41	10	6208-2Z	6208-2Z	40*62*10	40*62*10
5,5	2	Q2E112M2CE	Aluminium	232	395,5	2*M25	140	190	112	261	12	70	28	60	31	8	6306-2Z	6206-2Z	30*47*7	30*47*7
	4	Q2E112M4D	Aluminium	232	395,5	2*M25	140	190	112	261	12	70	28	60	31	8	6306-2Z	6206-2Z	30*47*7	30*47*7
	2	Q2E132S2C	Aluminium	279	440,5	2*M32	140	216	132	314	12	89	38	80	41	10	6208-2Z	6208-2Z	40*62*10	40*62*10
	4	Q2E132M4B	Aluminium	279	475,5	2*M32	140	216	132	314	12	89	38	80	41	10	6208-2Z	6208-2Z	40*62*10	40*62*10
	6	Q2E132M6C	Aluminium	279	475,5	2*M32	178	216	132	314	12	89	38	80	41	10	6208-2Z	6208-2Z	40*62*10	40*62*10
7,5	2	Q2E132M2A	Aluminium	279	475,5	2*M32	140	216	132	314	12	89	38	80	41	10	6208-2Z	6208-2Z	40*62*10	40*62*10
	4	Q2E132M4C	Aluminium	279	475,5	2*M32	178	216	132	314	12	89	38	80	41	10	6208-2Z	6208-2Z	40*62*10	40*62*10
	6	Q2E160M6B	Aluminium	302	576,0	2*M32	210	254	160	360	15	108	42	110	45	12	6309-2Z	6209-2Z	45*72*10	45*72*10
11	2	Q2E132M2AE	Aluminium	279	475,5	2*M32	140	216	132	314	12	89	38	80	41	10	6208-2Z	6208-2Z	40*62*10	40*62*10
	2	Q2E160M2B	Aluminium	302	576,0	2*M32	210	254	160	360	15	108	42	110	45	12	6309-2Z	6209-2Z	45*72*10	45*72*10
	4	Q2E160M4B	Aluminium	302	576,0	2*M32	210	254	160	360	15	108	42	110	45	12	6309-2Z	6209-2Z	45*72*10	45*72*10
	6	Q2E160L6B	Aluminium	302	576,0	2*M32	254	254	160	360	15	108	42	110	45	12	6309-2Z	6209-2Z	45*72*10	45*72*10
15	2	Q2E160L2A	Aluminium	302	576,0	2*M32	210	254	160	360	15	108	42	110	45	12	6309-2Z	6209-2Z	45*72*10	45*72*10
	4	Q2E160L4A	Aluminium	302	576,0	2*M32	254	254	160	360	15	108	42	110	45	12	6309-2Z	6209-2Z	45*72*10	45*72*10
	6	Q2E180L6A	Aluminium	370	629,0	2*M40	279	279	180	428	15	121	48	110	51,5	14	6310-2Z	6310-2Z	50*80*10	50*80*10
18,5	2	Q2E160L2C	Aluminium	302	576,0	2*M32	254	254	160	360	15	108	42	110	45	12	6309-2Z	6209-2Z	45*72*10	45*72*10
	4	Q2E180M4B	Aluminium	370	629,0	2*M40	241	279	180	428	15	121	48	110	51,5	14	6310-2Z	6310-2Z	50*80*10	50*80*10
	6	Q2E200L6B	Aluminium	415	665,0	2*M50	305	318	200	461	19	133	55	110	59	16	6312-2Z	6312-2Z	60*90*10	60*90*10
22	2	Q2E160L2D	Aluminium	302	576,0	2*M32	210	254	160	360	15	108	42	110	45	12	6309-2Z	6209-2Z	45*72*10	45*72*10
	2	Q2E180M2A	Aluminium	370	629,0	2*M40	241	279	180	428	15	121	48	110	51,5	14	6310-2Z	6310-2Z	50*80*10	50*80*10
	4	Q2E180L4B	Aluminium	370	629,0	2*M40	279	279	180	428	15	121	48	110	51,5	14	6310-2Z	6310-2Z	50*80*10	50*80*10
	6	Q2E200L6C	Aluminium	415	665,0	2*M50	305	318	200	461	19	133	55	110	59	16	6312-2Z	6312-2Z	60*90*10	60*90*10
30	2	Q2E200L2B	Aluminium	415	665,0	2*M50	305	318	200	461	19	133	55	110	59	16	6312-2Z	6312-2Z	60*90*10	60*90*10
	4	Q2E200L4D	Aluminium	415	665,0	2*M50	305	318	200	461	19	133	55	110	59	16	6312-2Z	6312-2Z	60*90*10	60*90*10
	6	Q2E225M6B	Aluminium	456	765,0	2*M50	311	356	225	504	19	149	60	140	64	18	6313-2Z	6313-2Z	65*100*13	65*100*13
37	2	Q2E200L2C	Aluminium	415	665,0	2*M50	305	318	200	461	19	133	55	110	59	16	6312-2Z	6312-2Z	60*90*10	60*90*10
	4	Q2E225M4C	Aluminium	456	765,0	2*M50	286	356	225	504	19	149	60	140	64	18	6313-2Z	6313-2Z	65*100*13	65*100*13
45	2	Q2E225M2B	Aluminium	456	735,0	2*M50	311	356	225	504	19	149	55	110	59	16	6313-2Z	6313-2Z	65*100*13	65*100*13
	4	Q2E225M4D	Aluminium	456	765,0	2*M50	311	356	225	504	19	149	60	140	64	18	6313-2Z	6313-2Z	65*100*13	65*100*13
55	2	Q2EP250M2B	Cast Iron	527	886,0	2*M50	349	406	250	615	24	168	60	140	64	18	6316	6316	80*100*10	80*100*10
	4	Q2EP250M4D	Cast Iron	527	886,0	2*M50	349	406	250	615	24	168	65	140	69	18	6316	6316	80*100*10	80*100*10
75	2	Q2EP250M2C	Cast Iron	527	886,0	2*M50	349	406	250	615	24	168	60	140	64	18	6316	6316	80*100*10	80*100*10
	2	Q2EP280M2B	Cast Iron	527	1025,0	2*M50	419	457	280	647	24	190	65	140	69	18	6316	6316	80*100*10	80*100*10
	4	Q2EP250M4E	Cast Iron	527	886,0	2*M50	349	406	250	615	24	168	65	140	69	18	6316	6316	80*100*10	80*100*10
	4	Q2EP280M4B	Cast Iron	527	1025,0	2*M50	419	457	280	647	24	190	75	140	80	20	6316	6316	80*100*10	80*100*10
90	2	Q2EP280M2C	Cast Iron	527	1025,0	2*M50	419	457	280	647	24	190	65	140	69	18	6316	6316	80*100*10	80*100*10
	4	Q2EP280M4C	Cast Iron	527	1025,0	2*M50	419	457	280	647	24	190	75	140	80	20	6316	6316	80*100*10	80*100*10
110	2	Q2EP280M2D	Cast Iron	527	1025,0	2*M50	419	457	280	647	24	190	65	140	69	18	6316	6316	80*100*10	80*100*10
	4	Q2EP280M4D	Cast Iron	527	1025,0	2*M50	419	457	280	647	24	190	75	140	80	20	6316	6316	80*100*10	80*100*10

DIMENSION - B3

				Main Dimensions			Foot Mounted Motors						Shaft				Bearing		Seal	
Power (kW)	Number of Poles	Motor Type	Housing Type	AC	L	O	B	A	H	HD	K	C	D(1)	E	GA	F(2)	Drive Side	Non drive Side	Drive Side	Non drive Side
110	2	Q2EP315S2C	Cast Iron	630	1180,0	2*M63	406	508	315	845	28	216	65	140	69	18	6317	6317	85*105*5,5	85*105*5,5
	4	Q2EP315S4C	Cast Iron	630	1210,0	2*M63	406	508	315	845	28	216	80	170	85	22	6319	6319	95*115*5,5	95*115*5,5
132	2	Q2EP315M2C	Cast Iron	630	1290,0	2*M63	457	508	315	845	28	216	65	140	69	18	6317	6317	85*105*5,5	85*105*5,5
	4	Q2EP315M4C	Cast Iron	630	1320,0	2*M63	457	508	315	845	28	216	80	170	85	22	6319	6319	95*115*5,5	95*115*5,5
160	2	Q2EP315L2C	Cast Iron	630	1290,0	2*M63	508	508	315	845	28	216	65	140	69	18	6317	6317	85*105*5,5	85*105*5,5
	4	Q2EP315L4C	Cast Iron	630	1320,0	2*M63	508	508	315	845	28	216	80	170	85	22	6319	6319	95*115*5,5	95*115*5,5
200	2	Q2EP315L2D	Cast Iron	630	1290,0	2*M63	508	508	315	845	28	216	65	140	69	18	6317	6317	85*105*5,5	85*105*5,5
	4	Q2EP315L4D	Cast Iron	630	1320,0	2*M63	508	508	315	845	28	216	80	170	85	22	6319	6319	95*115*5,5	95*115*5,5
250	2	Q2EP355M2C	Cast Iron	710	1486,0	4*M63	560	610	355	956	28	254	75	140	80	20	6317	6317	85*105*5,5	85*105*5,5
	4	Q2EP355M4C	Cast Iron	710	1517,0	4*M63	560	610	355	956	28	254	95	170	100	25	6322	6322	110*130*5,5	110*130*5,5
315	2	Q2EP355L2C	Cast Iron	710	1486,0	4*M63	630	610	355	956	28	254	75	140	80	20	6317	6317	85*105*5,5	85*105*5,5
	4	Q2EP355L4C	Cast Iron	710	1517,0	4*M63	630	610	355	956	28	254	95	170	100	25	6322	6322	110*130*5,5	110*130*5,5
355	2	Q2EP355L2D	Cast Iron	710	1486,0	4*M63	630	610	355	956	28	254	75	140	80	20	6317	6317	85*105*5,5	85*105*5,5
	4	Q2EP355L4D	Cast Iron	710	1517,0	4*M63	630	610	355	956	28	254	95	170	100	25	6322	6322	110*130*5,5	110*130*5,5

(1) Tolerance DIN EN 50347 "j6" up to 28mm, "k6" above 28mm
(2) According to DIN 6885

DIMENSION - B5, B35

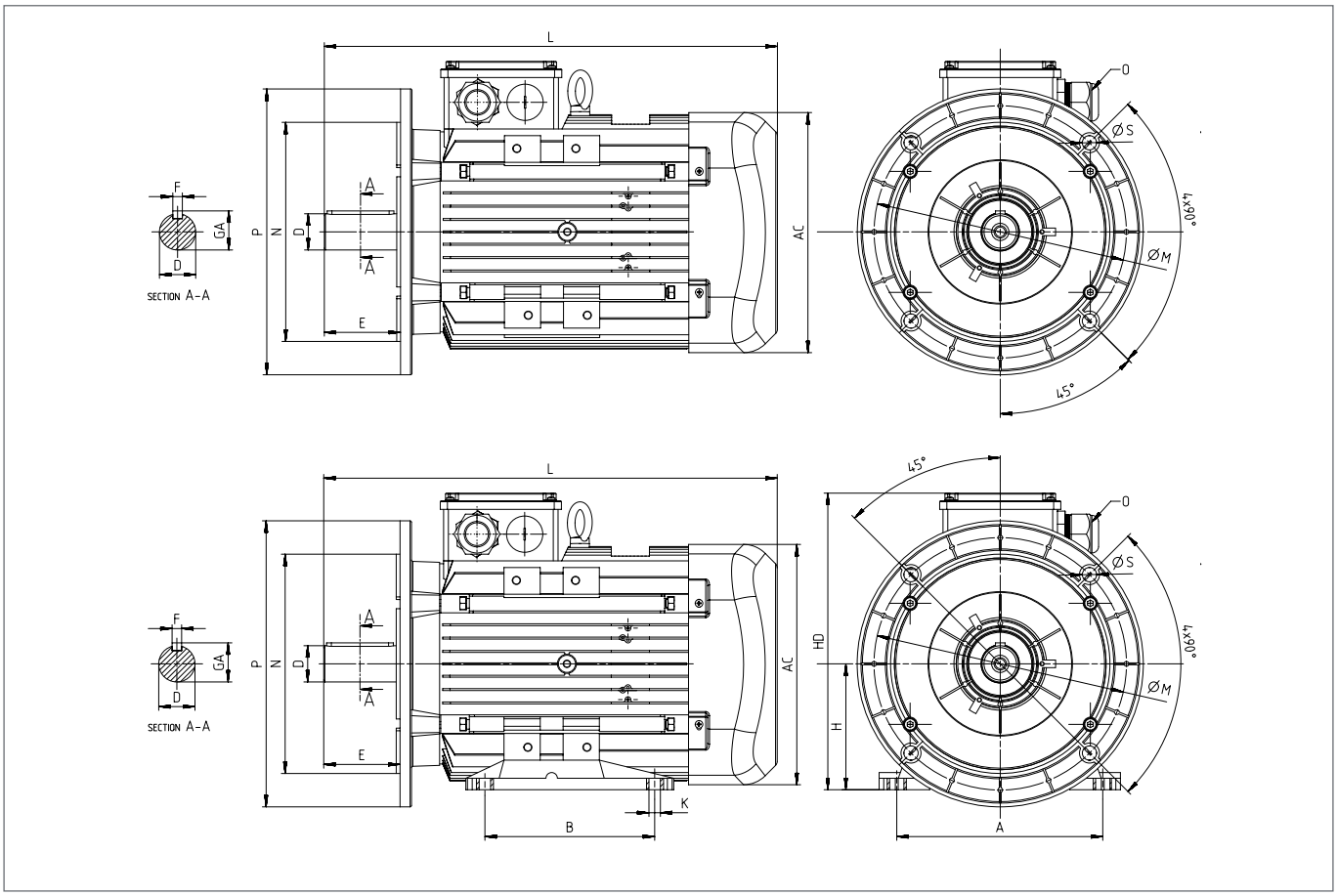

				Main Dimensions			Foot Mounted Motors					Shaft				Bearing		Seal		Flange (FA) (B5)				
Power (kW)	Number of Poles	Motor Type	Housing Type	AC	L	O	B	A	H	HD	K	D(1)	E	GA	F(2)	Drive Side	Non drive Side	Drive Side	Non drive Side	P	N(3)	M	R	S
0,25	4	Q2E71M4B	Aluminium	138	252,5	1*M20	90	112	71	190	7	14	30	16	5	6202-2Z	6202-2Z	15*24*5	15*24*5	160	110	130	0	10
0,37	2	Q2E71M2C	Aluminium	138	252,5	1*M20	90	112	71	190	7	14	30	16	5	6202-2Z	6202-2Z	15*24*5	15*24*5	160	110	130	0	10
	4	Q2E71M4B	Aluminium	138	252,5	1*M20	90	112	71	190	7	14	30	16	5	6202-2Z	6202-2Z	15*24*5	15*24*5	160	110	130	0	10
0,55	2	Q2E71M2D	Aluminium	138	252,5	1*M20	90	112	71	190	7	14	30	16	5	6202-2Z	6202-2Z	15*24*5	15*24*5	160	110	130	0	10
	4	Q2E80M4B	Aluminium	158	283,5	1*M20	100	125	80	195	10	19	40	21,5	6	6204-2Z	6204-2Z	20*30*7	20*30*7	200	130	165	0	12
0,75	2	Q2E71M2DE	Aluminium	138	252,5	1*M20	90	112	71	190	7	14	30	16,0	5	6202-2Z	6202-2Z	15*24*5	15*24*5	160	110	130	0	10
	2	Q2E80M2B	Aluminium	158	283,5	1*M20	100	125	80	195	10	19	40	21,5	6	6204-2Z	6204-2Z	20*30*7	20*30*7	200	130	165	0	12
	4	Q2E80M4D	Aluminium	158	283,5	1*M20	100	125	80	195	10	19	40	21,5	6	6204-2Z	6204-2Z	20*30*7	20*30*7	200	130	165	0	12
	6	Q2E90L6C	Aluminium	193	316,5	1*M25	100	140	90	222	10	24	50	27	8	6305-2Z	6205-2Z	25*40*7	25*40*7	200	130	165	0	12
1,1	2	Q2E80M2D	Aluminium	158	283,5	1*M20	100	125	80	195	10	19	40	21,5	6	6204-2Z	6204-2Z	20*30*7	20*30*7	200	130	165	0	12
	4	Q2E80M4DE	Aluminium	158	283,5	1*M20	100	125	80	195	10	19	40	21,5	6	6204-2Z	6204-2Z	20*30*7	20*30*7	200	130	165	0	12
	4	Q2E90L4C	Aluminium	193	316,5	1*M25	100	140	90	222	10	24	50	27	8	6305-2Z	6205-2Z	25*40*7	25*40*7	200	130	165	0	12
	6	Q2E90L6D	Aluminium	193	344,5	1*M25	125	140	90	222	10	24	50	27	8	6305-2Z	6205-2Z	25*40*7	25*40*7	200	130	165	0	12
1,5	2	Q2E80M2DE	Aluminium	158	283,5	1*M20	100	125	80	195	10	19	40	21,5	6	6204-2Z	6204-2Z	20*30*7	20*30*7	200	130	165	0	12
	2	Q2E90L2C	Aluminium	193	316,5	1*M25	100	140	90	222	10	24	50	27	8	6305-2Z	6205-2Z	25*40*7	25*40*7	200	130	165	0	12
	4	Q2E90L4D	Aluminium	193	316,5	1*M25	125	140	90	222	10	24	50	27	8	6305-2Z	6205-2Z	25*40*7	25*40*7	200	130	165	0	12
	6	Q2E100L6D	Aluminium	217	352,0	1*M25	140	160	100	241	12	28	60	31	8	6306-2Z	6205-2Z	30*47*7	25*40*7	250	180	215	0	15
2,2	2	Q2E90L2D	Aluminium	193	316,5	1*M25	125	140	90	222	10	24	50	27	8	6305-2Z	6205-2Z	25*40*7	25*40*7	200	130	165	0	12
	4	Q2E90L4DE	Aluminium	193	344,5	1*M25	125	140	90	222	10	24	50	27	8	6305-2Z	6205-2Z	25*40*7	25*40*7	200	130	165	0	12
	4	Q2E100L4C	Aluminium	217	352,0	1*M25	140	160	100	241	12	28	60	31	8	6306-2Z	6205-2Z	30*47*7	25*40*7	250	180	215	0	15
	6	Q2E112M6C	Aluminium	232	395,5	2*M25	140	190	112	261	12	28	60	31	8	6306-2Z	6206-2Z	30*47*7	30*47*7	250	180	215	0	15
3	2	Q2E90L2DE	Aluminium	193	316,5	1*M25	125	140	90	222	10	24	50	27	8	6305-2Z	6205-2Z	25*40*7	25*40*7	200	130	165	0	12
	2	Q2E100L2C	Aluminium	217	352,0	1*M25	140	160	100	241	12	28	60	31	8	6306-2Z	6205-2Z	30*47*7	25*40*7	250	180	215	0	15
	4	Q2E100L4D	Aluminium	217	352,0	1*M25	140	160	100	241	12	28	60	31	8	6306-2Z	6205-2Z	30*47*7	25*40*7	250	180	215	0	15
	6	Q2E132M6A	Aluminium	279	475,5	2*M32	140	216	132	314	12	38	80	41	10	6208-2Z	6208-2Z	40*62*10	40*62*10	300	230	265	0	15

DIMENSION - B5, B35

				Main Dimensions			Foot Mounted Motors					Shaft				Bearing		Seal		Flange (FA) (B5)				
Power (kW)	Number of Poles	Motor Type	Housing Type	AC	L	O	B	A	H	HD	K	D(1)	E	GA	F(2)	Drive Side	Non drive Side	Drive Side	Non drive Side	P	N(3)	M	R	S
4	2	Q2E100L2DE	Aluminium	217	352,0	1*M25	140	160	100	241	12	28	60	31	8	6306-2Z	6205-2Z	30*47*7	25*40*7	250	180	215	0	15
	2	Q2E112M2C	Aluminium	232	395,5	2*M25	140	190	112	261	12	28	60	31	8	6306-2Z	6206-2Z	30*47*7	30*47*7	250	180	215	0	15
	4	Q2E112M4C	Aluminium	232	395,5	2*M25	140	190	112	261	12	28	60	31	8	6306-2Z	6206-2Z	30*47*7	30*47*7	250	180	215	0	15
	6	Q2E132M6B	Aluminium	279	475,5	2*M32	178	216	132	314	12	38	80	41	10	6208-2Z	6208-2Z	40*62*10	40*62*10	300	230	265	0	15
5,5	2	Q2E112M2CE	Aluminium	232	395,5	2*M25	140	190	112	261	12	28	60	31	8	6306-2Z	6206-2Z	30*47*7	30*47*7	250	180	215	0	15
	4	Q2E112M4D	Aluminium	232	395,5	2*M25	140	190	112	261	12	28	60	31	8	6306-2Z	6206-2Z	30*47*7	30*47*7	250	180	215	0	15
	2	Q2E132S2C	Aluminium	279	440,5	2*M32	140	216	132	314	12	38	80	41	10	6208-2Z	6208-2Z	40*62*10	40*62*10	300	230	265	0	15
	4	Q2E132M4B	Aluminium	279	475,5	2*M32	140	216	132	314	12	38	80	41	10	6208-2Z	6208-2Z	40*62*10	40*62*10	300	230	265	0	15
	6	Q2E132M6C	Aluminium	279	475,5	2*M32	178	216	132	314	12	38	80	41	10	6208-2Z	6208-2Z	40*62*10	40*62*10	300	230	265	0	15
7,5	2	Q2E132M2A	Aluminium	279	475,5	2*M32	140	216	132	314	12	38	80	41	10	6208-2Z	6208-2Z	40*62*10	40*62*10	300	230	265	0	15
	4	Q2E132M4C	Aluminium	279	475,5	2*M32	178	216	132	314	12	38	80	41	10	6208-2Z	6208-2Z	40*62*10	40*62*10	300	230	265	0	15
	6	Q2E160M6B	Aluminium	302	576,0	2*M32	210	254	160	360	15	42	110	45	12	6309-2Z	6209-2Z	45*72*10	45*72*10	350	250	300	0	19
11	2	Q2E132M2AE	Aluminium	279	475,5	2*M32	140	216	132	314	12	38	80	41	10	6208-2Z	6208-2Z	40*62*10	40*62*10	300	230	265	0	15
	2	Q2E160M2B	Aluminium	302	576,0	2*M32	210	254	160	360	15	42	110	45	12	6309-2Z	6209-2Z	45*72*10	45*72*10	350	250	300	0	19
	4	Q2E160M4B	Aluminium	302	576,0	2*M32	210	254	160	360	15	42	110	45	12	6309-2Z	6209-2Z	45*72*10	45*72*10	350	250	300	0	19
	6	Q2E160L6B	Aluminium	302	576,0	2*M32	254	254	160	360	15	42	110	45	12	6309-2Z	6209-2Z	45*72*10	45*72*10	350	250	300	0	19
15	2	Q2E160L2A	Aluminium	302	576,0	2*M32	210	254	160	360	15	42	110	45	12	6309-2Z	6209-2Z	45*72*10	45*72*10	350	250	300	0	19
	4	Q2E160L4A	Aluminium	302	576,0	2*M32	254	254	160	360	15	42	110	45	12	6309-2Z	6209-2Z	45*72*10	45*72*10	350	250	300	0	19
	6	Q2E180L6A	Aluminium	370	629,0	2*M40	279	279	180	428	15	48	110	51,5	14	6310-2Z	6310-2Z	50*80*10	50*80*10	350	250	300	0	19
18,5	2	Q2E160L2C	Aluminium	302	576,0	2*M32	254	254	160	360	15	42	110	45	12	6309-2Z	6209-2Z	45*72*10	45*72*10	350	250	300	0	19
	4	Q2E180M4B	Aluminium	370	629,0	2*M40	241	279	180	428	15	48	110	51,5	14	6310-2Z	6310-2Z	50*80*10	50*80*10	350	250	300	0	19
	6	Q2E200L6B	Aluminium	415	665,0	2*M50	305	318	200	461	19	55	110	59	16	6312-2Z	6312-2Z	60*90*10	60*90*10	400	300	350	0	19
22	2	Q2E 160L2D	Aluminium	302	576,0	2*M32	210	254	160	360	15	42	110	45	12	6309-2Z	6209-2Z	45*72*10	45*72*10	350	250	300	0	19
	2	Q2E180M2A	Aluminium	370	629,0	2*M40	241	279	180	428	15	48	110	51,5	14	6310-2Z	6310-2Z	50*80*10	50*80*10	350	250	300	0	19
	4	Q2E180L4B	Aluminium	370	629,0	2*M40	279	279	180	428	15	48	110	51,5	14	6310-2Z	6310-2Z	50*80*10	50*80*10	350	250	300	0	19
	6	Q2E200L6C	Aluminium	415	665,0	2*M50	305	318	200	461	19	55	110	59	16	6312-2Z	6312-2Z	60*90*10	60*90*10	400	300	350	0	19
30	2	Q2E200L2B	Aluminium	415	665,0	2*M50	305	318	200	461	19	55	110	59	16	6312-2Z	6312-2Z	60*90*10	60*90*10	400	300	350	0	19
	4	Q2E200L4D	Aluminium	415	665,0	2*M50	305	318	200	461	19	55	110	59	16	6312-2Z	6312-2Z	60*90*10	60*90*10	400	300	350	0	19
	6	Q2E225M6B	Aluminium	456	765,0	2*M50	311	356	225	504	19	60	140	64	18	6313-2Z	6313-2Z	65*100*13	65*100*13	450	350	400	0	19
37	2	Q2E200L2C	Aluminium	415	665,0	2*M50	305	318	200	461	19	55	110	59	16	6312-2Z	6312-2Z	60*90*10	60*90*10	400	300	350	0	19
	4	Q2E225M4C	Aluminium	456	765,0	2*M50	286	356	225	504	19	60	140	64	18	6313-2Z	6313-2Z	65*100*13	65*100*13	450	350	400	0	19
45	2	Q2E225M2B	Aluminium	456	735,0	2*M50	311	356	225	504	19	55	110	59	16	6313-2Z	6313-2Z	65*100*13	65*100*13	450	350	400	0	19
	4	Q2E225M4D	Aluminium	456	765,0	2*M50	311	356	225	504	19	60	140	64	18	6313-2Z	6313-2Z	65*100*13	65*100*13	450	350	400	0	19
55	2	Q2EP250M2B	Cast Iron	527	886,0	2*M50	349	406	250	615	24	60	140	64	18	6316	6316	80*100*10	80*100*10	550	450	500	0	19
	4	Q2EP250M4D	Cast Iron	527	886,0	2*M50	349	406	250	615	24	65	140	69	18	6316	6316	80*100*10	80*100*10	550	450	500	0	19
75	2	Q2EP250M2C	Cast Iron	527	886,0	2*M50	349	406	250	615	24	60	140	64	18	6316	6316	80*100*10	80*100*10	550	450	500	0	19
	2	Q2EP280M2B	Cast Iron	527	1025,0	2*M50	419	457	280	647	24	65	140	69	18	6316	6316	80*100*10	80*100*10	550	450	500	0	19
	4	Q2EP250M4E	Cast Iron	527	886,0	2*M50	349	406	250	615	24	65	140	69	18	6316	6316	80*100*10	80*100*10	550	450	500	0	19
	4	Q2EP280M4B	Cast Iron	527	1025,0	2*M50	419	457	280	647	24	75	140	80	20	6316	6316	80*100*10	80*100*10	550	450	500	0	19
90	2	Q2EP280M2C	Cast Iron	527	1025,0	2*M50	419	457	280	647	24	65	140	69	18	6316	6316	80*100*10	80*100*10	550	450	500	0	19
	4	Q2EP280M4C	Cast Iron	527	1025,0	2*M50	419	457	280	647	24	75	140	80	20	6316	6316	80*100*10	80*100*10	550	450	500	0	19
110	2	Q2EP280M2D	Cast Iron	527	1025,0	2*M50	419	457	280	647	24	65	140	69	18	6316	6316	80*100*10	80*100*10	550	450	500	0	19
	4	Q2EP280M4D	Cast Iron	527	1025,0	2*M50	419	457	280	647	24	75	140	80	20	6316	6316	80*100*10	80*100*10	550	450	500	0	19

DIMENSION - B5, B35

				Main Dimensions			Foot Mounted Motors						Shaft				Bearing		Seal		Flange (FA) (B5)				
Power (kW)	Number of Poles	Motor Type	Housing Type	AC	L	O	B	A	H	HD	K	C	D(1)	E	GA	F(2)	Drive Side	Non drive Side	Drive Side	Non drive Side	P	N(3)	M	R	S
110	2	Q2EP315S2C	Cast Iron	630	1180,0	2*M63	406	508	315	845	28	216	65	140	69	18	6317	6317	85*105*5,5	85*105*5,5	660	550	600	0	24
	4	Q2EP315S4C	Cast Iron	630	1210,0	2*M63	406	508	315	845	28	216	80	170	85	22	6319	6319	95*115*5,5	95*115*5,5	660	550	600	0	24
132	2	Q2EP315M2C	Cast Iron	630	1290,0	2*M63	457	508	315	845	28	216	65	140	69	18	6317	6317	85*105*5,5	85*105*5,5	660	550	600	0	24
	4	Q2EP315M4C	Cast Iron	630	1320,0	2*M63	457	508	315	845	28	216	80	170	85	22	6319	6319	95*115*5,5	95*115*5,5	660	550	600	0	24
160	2	Q2EP315L2C	Cast Iron	630	1290,0	2*M63	508	508	315	845	28	216	65	140	69	18	6317	6317	85*105*5,5	85*105*5,5	660	550	600	0	24
	4	Q2EP315L4C	Cast Iron	630	1320,0	2*M63	508	508	315	845	28	216	80	170	85	22	6319	6319	95*115*5,5	95*115*5,5	660	550	600	0	24
200	2	Q2EP315L2D	Cast Iron	630	1290,0	2*M63	508	508	315	845	28	216	65	140	69	18	6317	6317	85*105*5,5	85*105*5,5	660	550	600	0	24
	4	Q2EP315L4D	Cast Iron	630	1320,0	2*M63	508	508	315	845	28	216	80	170	85	22	6319	6319	95*115*5,5	95*115*5,5	660	550	600	0	24
250	2	Q2EP355M2C	Cast Iron	710	1486,0	4*M63	560	610	355	956	28	254	75	140	80	20	6317	6317	85*105*5,5	85*105*5,5	800	680	740	0	24
	4	Q2EP355M4C	Cast Iron	710	1517,0	4*M63	560	610	355	956	28	254	95	170	100	25	6322	6322	110*130*5,5	110*130*5,5	800	680	740	0	24
315	2	Q2EP355L2C	Cast Iron	710	1486,0	4*M63	630	610	355	956	28	254	75	140	80	20	6317	6317	85*105*5,5	85*105*5,5	800	680	740	0	24
	4	Q2EP355L4C	Cast Iron	710	1517,0	4*M63	630	610	355	956	28	254	95	170	100	25	6322	6322	110*130*5,5	110*130*5,5	800	680	740	0	24
355	2	Q2EP355L2D	Cast Iron	710	1486,0	4*M63	630	610	355	956	28	254	75	140	80	20	6317	6317	85*105*5,5	85*105*5,5	800	680	740	0	24
	4	Q2EP355L4D	Cast Iron	710	1517,0	4*M63	630	610	355	956	28	254	95	170	100	25	6322	6322	110*130*5,5	110*130*5,5	800	680	740	0	24

(1) Tolerance DIN EN 50347 "j6" up to 28mm, "k6" above 28mm
(2) According to DIN 6885
(3) Tolerance DIN EN 50347 "j6"

DIMENSION - B14a, B34a

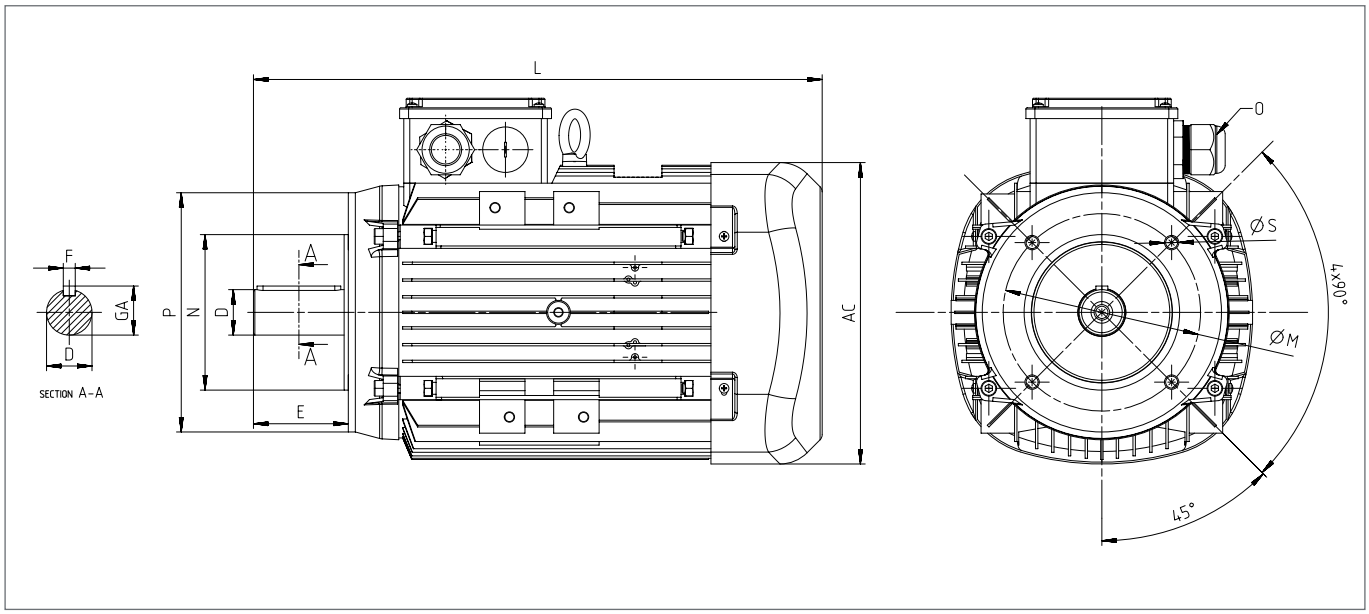

				Main Dimensions			Foot Mounted Motors					Shaft				Bearing		Seal		Flange (FC) (B14a)				
Power (kW)	Number of Poles	Motor Type	Housing Type	AC	L	O	B	A	H	HD	K	D(1)	E	GA	F(2)	Drive Side	Non drive Side	Drive Side	Non drive Side	P	N(3)	M	R	S
0,25	4	Q2E71M4B	Aluminium	138	252,5	1*M20	90	112	71	190	7	14	30	16	5	6202-2Z	6202-2Z	15*24*5	15*24*5	105	70	85	0	M6
0,37	2	Q2E71M2C	Aluminium	138	252,5	1*M20	90	112	71	190	7	14	30	16	5	6202-2Z	6202-2Z	15*24*5	15*24*5	105	70	85	0	M6
	4	Q2E71M4B	Aluminium	138	252,5	1*M20	90	112	71	190	7	14	30	16	5	6202-2Z	6202-2Z	15*24*5	15*24*5	105	70	85	0	M6
0,55	2	Q2E71M2D	Aluminium	138	252,5	1*M20	90	112	71	190	7	14	30	16	5	6202-2Z	6202-2Z	15*24*5	15*24*5	105	70	85	0	M6
	4	Q2E80M4B	Aluminium	158	283,5	1*M20	100	125	80	195	10	19	40	21,5	6	6204-2Z	6204-2Z	20*30*7	20*30*7	120	80	100	0	M6
0,75	2	Q2E71M2DE	Aluminium	138	252,5	1*M20	90	112	71	190	7	14	30	16,0	5	6202-2Z	6202-2Z	15*24*5	15*24*5	105	70	85	0	M6
	2	Q2E80M2B	Aluminium	158	283,5	1*M20	100	125	80	195	10	19	40	21,5	6	6204-2Z	6204-2Z	20*30*7	20*30*7	120	80	100	0	M6
	4	Q2E80M4D	Aluminium	158	283,5	1*M20	100	125	80	195	10	19	40	21,5	6	6204-2Z	6204-2Z	20*30*7	20*30*7	120	80	100	0	M6
	6	Q2E90L6C	Aluminium	193	316,5	1*M25	100	140	90	222	10	24	50	27	8	6305-2Z	6205-2Z	25*40*7	25*40*7	140	95	115	0	M8
1,1	2	Q2E80M2D	Aluminium	158	283,5	1*M20	100	125	80	195	10	19	40	21,5	6	6204-2Z	6204-2Z	20*30*7	20*30*7	120	80	100	0	M6
	4	Q2E80M4DE	Aluminium	158	283,5	1*M20	100	125	80	195	10	19	40	21,5	6	6204-2Z	6204-2Z	20*30*7	20*30*7	120	80	100	0	M6
	4	Q2E90L4C	Aluminium	193	316,5	1*M25	100	140	90	222	10	24	50	27	8	6305-2Z	6205-2Z	25*40*7	25*40*7	140	95	115	0	M8
	6	Q2E90L6D	Aluminium	193	344,5	1*M25	125	140	90	222	10	24	50	27	8	6305-2Z	6205-2Z	25*40*7	25*40*7	140	95	115	0	M8
1,5	2	Q2E80M2DE	Aluminium	158	283,5	1*M20	100	125	80	195	10	19	40	21,5	6	6204-2Z	6204-2Z	20*30*7	20*30*7	120	80	100	0	M6
	2	Q2E90L2C	Aluminium	193	316,5	1*M25	100	140	90	222	10	24	50	27	8	6305-2Z	6205-2Z	25*40*7	25*40*7	140	95	115	0	M8
	4	Q2E90L4D	Aluminium	193	316,5	1*M25	125	140	90	222	10	24	50	27	8	6305-2Z	6205-2Z	25*40*7	25*40*7	140	95	115	0	M8
	6	Q2E100L6D	Aluminium	217	352,0	1*M25	140	160	100	241	12	28	60	31	8	6306-2Z	6205-2Z	30*47*7	25*40*7	160	110	130	0	M8
2,2	2	Q2E90L2D	Aluminium	193	316,5	1*M25	125	140	90	222	10	24	50	27	8	6305-2Z	6205-2Z	25*40*7	25*40*7	140	95	115	0	M8
	4	Q2E90L4DE	Aluminium	193	344,5	1*M25	125	140	90	222	10	24	50	27	8	6305-2Z	6205-2Z	25*40*7	25*40*7	140	95	115	0	M8
	4	Q2E100L4C	Aluminium	217	352,0	1*M25	140	160	100	241	12	28	60	31	8	6306-2Z	6205-2Z	30*47*7	25*40*7	160	110	130	0	M8
	6	Q2E112M6C	Aluminium	232	395,5	2*M25	140	190	112	261	12	28	60	31	8	6306-2Z	6206-2Z	30*47*7	30*47*7	160	110	130	0	M8
3	2	Q2E90L2DE	Aluminium	193	316,5	1*M25	125	140	90	222	10	24	50	27	8	6305-2Z	6205-2Z	25*40*7	25*40*7	140	95	115	0	M8
	2	Q2E100L2C	Aluminium	217	352,0	1*M25	140	160	100	241	12	28	60	31	8	6306-2Z	6205-2Z	30*47*7	25*40*7	160	110	130	0	M8
	4	Q2E100L4D	Aluminium	217	352,0	1*M25	140	160	100	241	12	28	60	31	8	6306-2Z	6205-2Z	30*47*7	25*40*7	160	110	130	0	M8
	6	Q2E132M6A	Aluminium	279	475,5	2*M32	140	216	132	314	12	38	80	41	10	6208-2Z	6208-2Z	40*62*10	40*62*10	200	130	165	0	M10
4	2	Q2E100L2DE	Aluminium	217	352,0	1*M25	140	160	100	241	12	28	60	31	8	6306-2Z	6205-2Z	30*47*7	25*40*7	160	110	130	0	M8
	2	Q2E112M2C	Aluminium	232	395,5	2*M25	140	190	112	261	12	28	60	31	8	6306-2Z	6206-2Z	30*47*7	30*47*7	160	110	130	0	M8
	4	Q2E112M4C	Aluminium	232	395,5	2*M25	140	190	112	261	12	28	60	31	8	6306-2Z	6206-2Z	30*47*7	30*47*7	160	110	130	0	M8
	6	Q2E132M6B	Aluminium	279	475,5	2*M32	178	216	132	314	12	38	80	41	10	6208-2Z	6208-2Z	40*62*10	40*62*10	200	130	165	0	M10

DIMENSION - B14a, B34a

				Main Dimensions			Foot Mounted Motors					Shaft				Bearing		Seal		Flange (FB) (B14b)				
Power (kW)	Number of Poles	Motor Type	Housing Type	AC	L	O	B	A	H	HD	K	D(1)	E	GA	F(2)	Drive Side	Non drive Side	Drive Side	Non drive Side	P	N(3)	M	R	S
5,5	2	Q2E112M2CE	Aluminium	232	395,5	2*M25	140	190	112	261	12	28	60	31	8	6306-2Z	6206-2Z	30*47*7	30*47*7	160	110	130	0	M8
	4	Q2E112M4D	Aluminium	232	395,5	2*M25	140	190	112	261	12	28	60	31	8	6306-2Z	6206-2Z	30*47*7	30*47*7	160	110	130	0	M8
	2	Q2E132S2C	Aluminium	279	440,5	2*M32	140	216	132	314	12	38	80	41	10	6208-2Z	6208-2Z	40*62*10	40*62*10	200	130	165	0	M10
	4	Q2E132M4B	Aluminium	279	475,5	2*M32	140	216	132	314	12	38	80	41	10	6208-2Z	6208-2Z	40*62*10	40*62*10	200	130	165	0	M10
	6	Q2E132M6C	Aluminium	279	475,5	2*M32	178	216	132	314	12	38	80	41	10	6208-2Z	6208-2Z	40*62*10	40*62*10	200	130	165	0	M10
7,5	2	Q2E132M2A	Aluminium	279	475,5	2*M32	140	216	132	314	12	38	80	41	10	6208-2Z	6208-2Z	40*62*10	40*62*10	200	130	165	0	M10
	4	Q2E132M4C	Aluminium	279	475,5	2*M32	178	216	132	314	12	38	80	41	10	6208-2Z	6208-2Z	40*62*10	40*62*10	200	130	165	0	M10
11	2	Q2E132M2AE	Aluminium	279	475,5	2*M32	140	216	132	314	12	38	80	41	10	6208-2Z	6208-2Z	40*62*10	40*62*10	200	130	165	0	M10

(1) Tolerance DIN EN 50347 "j6" up to 28mm, "k6" above 28mm
(2) According to DIN 6885
(3) Tolerance DIN EN 50347 "j6"

DIMENSION - B14b, B34b

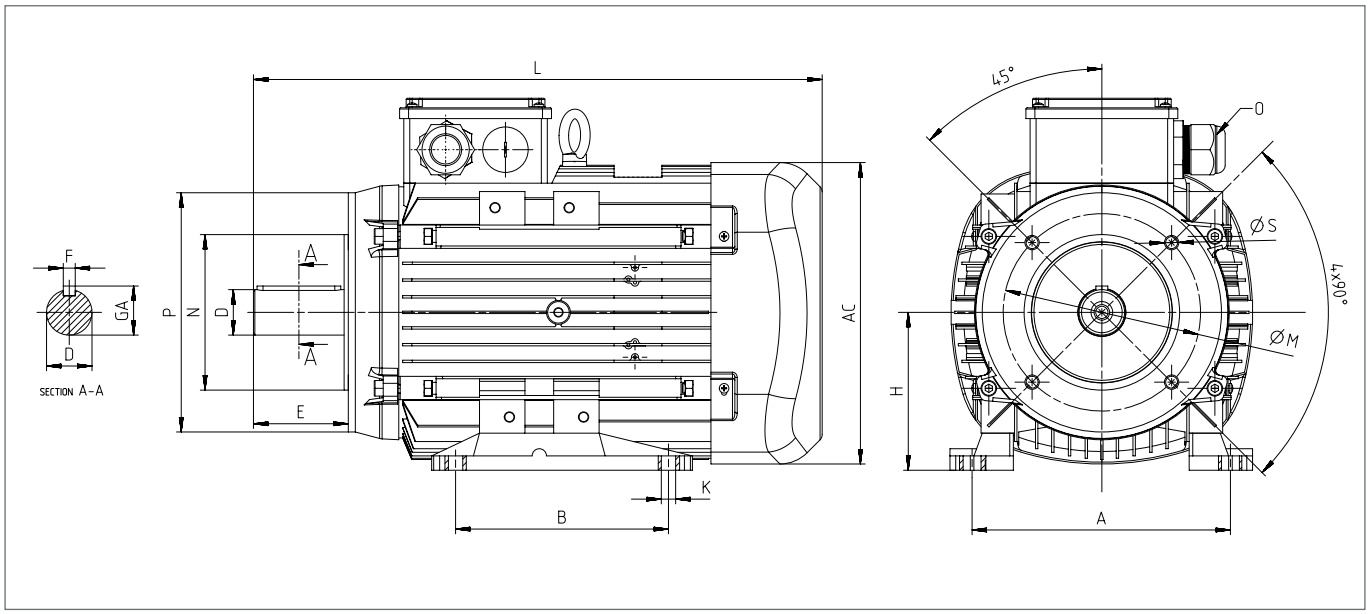

				Main Dimensions			Foot Mounted Motors					Shaft				Bearing		Seal		Flange (FB) (B14b)				
Power (kW)	Number of Poles	Motor Type	Housing Type	AC	L	O	B	A	H	HD	K	D(1)	E	GA	F(2)	Drive Side	Non drive Side	Drive Side	Non drive Side	P	N(3)	M	R	S
0,25	4	Q2E71M4B	Aluminium	138	252,5	1*M20	90	112	71	190	7	14	30	16	5	6202-2Z	6202-2Z	15*24*5	15*24*5	140	95	115	0	M8
0,37	2	Q2E71M2C	Aluminium	138	252,5	1*M20	90	112	71	190	7	14	30	16	5	6202-2Z	6202-2Z	15*24*5	15*24*5	140	95	115	0	M8
	4	Q2E71M4B	Aluminium	138	252,5	1*M20	90	112	71	190	7	14	30	16	5	6202-2Z	6202-2Z	15*24*5	15*24*5	140	95	115	0	M8
0,55	2	Q2E71M2D	Aluminium	138	252,5	1*M20	90	112	71	190	7	14	30	16	5	6202-2Z	6202-2Z	15*24*5	15*24*5	140	95	115	0	M8
	4	Q2E80M4B	Aluminium	158	283,5	1*M20	100	125	80	195	10	19	40	21,5	6	6204-2Z	6204-2Z	20*30*7	20*30*7	160	110	130	0	M8
0,75	2	Q2E71M2DE	Aluminium	138	252,5	1*M20	90	112	71	190	7	14	30	16,0	5	6202-2Z	6202-2Z	15*24*5	15*24*5	140	95	115	0	M8
	2	Q2E80M2B	Aluminium	158	283,5	1*M20	100	125	80	195	10	19	40	21,5	6	6204-2Z	6204-2Z	20*30*7	20*30*7	160	110	130	0	M8
	4	Q2E80M4D	Aluminium	158	283,5	1*M20	100	125	80	195	10	19	40	21,5	6	6204-2Z	6204-2Z	20*30*7	20*30*7	160	110	130	0	M8
	6	Q2E90L6C	Aluminium	193	316,5	1*M25	100	140	90	222	10	24	50	27	8	6305-2Z	6205-2Z	25*40*7	25*40*7	160	110	130	0	M8
1,1	2	Q2E80M2D	Aluminium	158	283,5	1*M20	100	125	80	195	10	19	40	21,5	6	6204-2Z	6204-2Z	20*30*7	20*30*7	160	110	130	0	M8
	4	Q2E80M4DE	Aluminium	158	283,5	1*M20	100	125	80	195	10	19	40	21,5	6	6204-2Z	6204-2Z	20*30*7	20*30*7	160	110	130	0	M8
	4	Q2E90L4C	Aluminium	193	316,5	1*M25	100	140	90	222	10	24	50	27	8	6305-2Z	6205-2Z	25*40*7	25*40*7	160	110	130	0	M8
	6	Q2E90L6D	Aluminium	193	344,5	1*M25	125	140	90	222	10	24	50	27	8	6305-2Z	6205-2Z	25*40*7	25*40*7	160	110	130	0	M8
1,5	2	Q2E80M2DE	Aluminium	158	283,5	1*M20	100	125	80	195	10	19	40	21,5	6	6204-2Z	6204-2Z	20*30*7	20*30*7	160	110	130	0	M8
	2	Q2E90L2C	Aluminium	193	316,5	1*M25	100	140	90	222	10	24	50	27	8	6305-2Z	6205-2Z	25*40*7	25*40*7	160	110	130	0	M8
	4	Q2E90L4D	Aluminium	193	316,5	1*M25	125	140	90	222	10	24	50	27	8	6305-2Z	6205-2Z	25*40*7	25*40*7	160	110	130	0	M8
	6	Q2E100L6D	Aluminium	217	352,0	1*M25	140	160	100	241	12	28	60	31	8	6306-2Z	6205-2Z	30*47*7	25*40*7	200	130	165	0	M10
2,2	2	Q2E90L2D	Aluminium	193	316,5	1*M25	125	140	90	222	10	24	50	27	8	6305-2Z	6205-2Z	25*40*7	25*40*7	160	110	130	0	M8
	4	Q2E90L4DE	Aluminium	193	344,5	1*M25	125	140	90	222	10	24	50	27	8	6305-2Z	6205-2Z	25*40*7	25*40*7	160	110	130	0	M8
	4	Q2E100L4C	Aluminium	217	352,0	1*M25	140	160	100	241	12	28	60	31	8	6306-2Z	6205-2Z	30*47*7	25*40*7	200	130	165	0	M10
	6	Q2E112M6C	Aluminium	232	395,5	2*M25	140	190	112	261	12	28	60	31	8	6306-2Z	6206-2Z	30*47*7	30*47*7	200	130	165	0	M10
3	2	Q2E90L2DE	Aluminium	193	316,5	1*M25	125	140	90	222	10	24	50	27	8	6305-2Z	6205-2Z	25*40*7	25*40*7	160	110	130	0	M8
	2	Q2E100L2C	Aluminium	217	352,0	1*M25	140	160	100	241	12	28	60	31	8	6306-2Z	6205-2Z	30*47*7	25*40*7	200	130	165	0	M10
	4	Q2E100L4D	Aluminium	217	352,0	1*M25	140	160	100	241	12	28	60	31	8	6306-2Z	6205-2Z	30*47*7	25*40*7	200	130	165	0	M10
	6	Q2E132M6A	Aluminium	279	475,5	2*M32	140	216	132	314	12	38	80	41	10	6208-2Z	6208-2Z	40*62*10	40*62*10	250	180	215	0	M12 or 15
4	2	Q2E100L2DE	Aluminium	217	352,0	1*M25	140	160	100	241	12	28	60	31	8	6306-2Z	6205-2Z	30*47*7	25*40*7	200	130	165	0	M10
	2	Q2E112M2C	Aluminium	232	395,5	2*M25	140	190	112	261	12	28	60	31	8	6306-2Z	6206-2Z	30*47*7	30*47*7	200	130	165	0	M10
	4	Q2E112M4C	Aluminium	232	395,5	2*M25	140	190	112	261	12	28	60	31	8	6306-2Z	6206-2Z	30*47*7	30*47*7	200	130	165	0	M10
	6	Q2E132M6B	Aluminium	279	475,5	2*M32	178	216	132	314	12	38	80	41	10	6208-2Z	6208-2Z	40*62*10	40*62*10	250	180	215	0	M12 or 15

DIMENSION - B14b, B34b

				Main Dimensions			Foot Mounted Motors					Shaft				Bearing		Seal		Flange (FB) (B14b)				
Power (kW)	Number of Poles	Motor Type	Housing Type	AC	L	O	B	A	H	HD	K	D(1)	E	GA	F(2)	Drive Side	Non drive Side	Drive Side	Non drive Side	P	N(3)	M	R	S
5,5	2	Q2E112M2CE	Aluminium	232	395,5	2*M25	140	190	112	261	12	28	60	31	8	6306-2Z	6206-2Z	30*47*7	30*47*7	200	130	165	0	M10
	4	Q2E112M4D	Aluminium	232	395,5	2*M25	140	190	112	261	12	28	60	31	8	6306-2Z	6206-2Z	30*47*7	30*47*7	200	130	165	0	M10
	2	Q2E132S2C	Aluminium	279	440,5	2*M32	140	216	132	314	12	38	80	41	10	6208-2Z	6208-2Z	40*62*10	40*62*10	250	180	215	0	M12 or 15
	4	Q2E132M4B	Aluminium	279	475,5	2*M32	140	216	132	314	12	38	80	41	10	6208-2Z	6208-2Z	40*62*10	40*62*10	250	180	215	0	M12 or 15
	6	Q2E132M6C	Aluminium	279	475,5	2*M32	178	216	132	314	12	38	80	41	10	6208-2Z	6208-2Z	40*62*10	40*62*10	250	180	215	0	M12 or 15
7,5	2	Q2E132M2A	Aluminium	279	475,5	2*M32	140	216	132	314	12	38	80	41	10	6208-2Z	6208-2Z	40*62*10	40*62*10	250	180	215	0	M12 or 15
	4	Q2E132M4C	Aluminium	279	475,5	2*M32	178	216	132	314	12	38	80	41	10	6208-2Z	6208-2Z	40*62*10	40*62*10	250	180	215	0	M12 or 15
11	2	Q2E132M2AE	Aluminium	279	475,5	2*M32	140	216	132	314	12	38	80	41	10	6208-2Z	6208-2Z	40*62*10	40*62*10	250	180	215	0	M12 or 15

(1) Tolerance DIN EN 50347 "j6" up to 28mm, "k6" above 28mm
(2) According to DIN 6885
(3) Tolerance DIN EN 50347 "j6"

ELECTRICAL CHARACTERISTICS AT 50 Hz

	MOTOR TYPE	HOUSING TYPE	RATED VALUES					STARTING VALUES				Breakdown Torque Ratio	EFFICIENCY **			Cosφ	J	Weight (B3)	Sound Pressure Level dBA ***
			Power		Speed	Current (400V)	Torque	Current I_A / I_N		Torque M_A / M_N			η %						
			kW	HP	rpm	A	Nm	⅄	Δ	⅄	Δ	Mk/Mn	4/4	3/4	2/4	4/4	kgm²	kg	
	2 pole 3000 rpm																		
230/400V	Q1E63M2A*	Aluminium	0,18	1/4	2800	0,6	0,62	4,20	-	2,3	-	2,4	61,8	62,8	59,4	0,74	0,00017	5	52
230/400V	Q1E63M2B*	Aluminium	0,25	1/3	2800	0,7	0,86	4,20	-	2,2	-	2,3	64,8	65,7	62,3	0,83	0,00022	6	52
230/400V	Q1E71M2A*	Aluminium	0,37	1/2	2800	1,0	1,27	4,30	-	2,0	-	2,4	65,7	66,7	63,2	0,84	0,00028	7	54
230/400V	Q1E71M2B*	Aluminium	0,55	3/4	2820	1,4	1,87	5,00	-	2,2	-	2,5	67,7	68,7	66,1	0,85	0,00036	8	54
230/400V	Q1E80M2A	Aluminium	0,75	1,0	2840	1,8	2,53	5,20	-	2,2	-	2,6	72,1	71,7	68,5	0,86	0,00088	10	58
230/400V	Q1E80M2B	Aluminium	1,1	1,5	2850	2,5	3,69	6,00	-	2,6	-	2,9	75,0	75,1	72,7	0,86	0,00109	11	58
230/400V	Q1E90S2A	Aluminium	1,5	2,0	2860	3,3	5,01	6,30	-	2,6	-	3,1	77,2	76,7	73,8	0,87	0,00127	14	62
230/400V	Q1E90L2A	Aluminium	2,2	3,0	2860	4,7	7,37	6,90	-	2,6	-	3,2	79,7	80,3	79,2	0,88	0,00162	16	62
230/400V	Q1E100L2A	Aluminium	3,0	4,0	2890	6,2	9,94	7,10	-	2,8	-	3,5	81,5	82,0	80,9	0,89	0,00241	21	65
400/690V	Q1E112M2A	Aluminium	4,0	5,5	2890	8,0	13,31	2,20	6,9	0,87	2,6	3,4	83,1	83,3	81,6	0,90	0,00394	29	67
400/690V	Q1E132S2A	Aluminium	5,5	7,5	2900	10,9	18,24	2,20	6,9	0,72	2,7	3,4	84,7	84,6	82,9	0,89	0,01109	34	70
400/690V	Q1E132S2C	Aluminium	7,5	10,0	2900	14,1	24,90	2,30	6,9	0,78	2,7	3,4	86,0	85,6	83,9	0,92	0,01410	41	70
400/690V	Q1E160M2A	Aluminium	11,0	15,0	2900	21,0	36,23	2,25	6,9	0,79	2,6	3,5	87,6	87,3	86,0	0,89	0,02644	69	71
400/690V	Q1E160M2B	Aluminium	15,0	20,0	2910	28,0	49,40	2,25	7,0	0,87	2,7	3,5	88,7	89,1	88,6	0,90	0,03317	76	71
400/690V	Q1E160L2A	Aluminium	18,5	25,0	2920	34,0	60,90	2,25	7,0	0,80	2,7	3,5	89,3	89,7	89,1	0,91	0,04075	91	71
400/690V	Q1E180M2A	Aluminium	22,0	30,0	2940	40,5	71,47	2,26	7,0	0,74	2,6	3,5	89,9	89,9	88,8	0,91	0,06193	114	77
400/690V	Q1E200L2A	Aluminium	30,0	40,0	2945	55,8	97,45	2,26	7,0	0,71	2,4	3,5	90,7	90,1	88,3	0,89	0,11917	148	80
400/690V	Q1E200L2B	Aluminium	37,0	50,0	2950	68,0	120,00	2,26	7,0	0,68	2,4	3,5	91,2	90,6	88,8	0,89	0,13885	167	80
400/690V	Q1E225M2A	Aluminium	45,0	60,0	2955	83,0	145,70	2,26	7,0	0,69	2,3	3,5	91,7	91,4	89,9	0,89	0,19833	206	81
400/690V	Q1E250M2A	Aluminium	55,0	75,0	2955	100,5	177,40	2,26	7,0	0,69	2,3	3,6	92,1	91,8	90,3	0,90	0,23505	235	81
400/690V	Q1EP250M2A	Cast Iron	55,0	75,0	2965	100,4	178,50	2,26	6,9	0,76	2,6	3,1	92,1	91,8	90,3	0,90	0,48707	479	82
400/690V	Q1EP280M2A	Cast Iron	75,0	100,0	2965	125,8	241,10	2,30	7,1	0,78	2,7	3,2	92,7	92,6	91,4	0,92	0,54033	489	84
400/690V	Q1EP280M2B	Cast Iron	90,0	125,0	2970	151,8	291,30	2,30	7,2	0,79	2,8	3,4	93,0	92,8	91,8	0,92	0,64510	576	84
	4 pole 1500 rpm																		
230/400V	Q1E63M4A *	Aluminium	0,12	1/6	1365	0,5	0,84	2,8	-	2,0	-	2,3	52,8	52,6	49,2	0,65	0,00020	5	41
230/400V	Q1E63M4B *	Aluminium	0,18	1/4	1380	0,7	1,25	3,2	-	2,2	-	2,4	59,9	59,4	52,9	0,62	0,00025	5	41
230/400V	Q1E71M4A *	Aluminium	0,25	1/3	1390	0,9	1,72	3,5	-	2,2	-	2,4	62,9	62,4	58,5	0,67	0,00071	7	45
230/400V	Q1E71M4B *	Aluminium	0,37	1/2	1390	1,2	2,54	4,0	-	2,3	-	2,6	65,5	65,3	61,2	0,69	0,00095	8	45
230/400V	Q1E80M4A *	Aluminium	0,55	3/4	1400	1,6	3,75	4,0	-	2,1	-	2,3	69,2	70,2	65,9	0,73	0,00168	10	49
230/400V	Q1E80M4B	Aluminium	0,75	1,0	1400	2,1	5,12	4,2	-	2,1	-	2,2	72,1	71,6	68,9	0,74	0,00205	11	49
230/400V	Q1E90S4A	Aluminium	1,1	1,5	1410	2,7	7,45	5,4	-	2,4	-	2,7	75,0	75,1	74,3	0,79	0,00242	13	54
230/400V	Q1E90L4A	Aluminium	1,5	2,0	1420	3,6	10,09	5,5	-	2,4	-	2,7	77,2	76,5	73,9	0,79	0,00322	15	54
230/400V	Q1E100L4A	Aluminium	2,2	3,0	1420	5,1	14,90	5,4	-	2,5	-	2,7	79,7	79,2	76,8	0,80	0,00398	21	56
230/400V	Q1E100L4B	Aluminium	3,0	4,0	1425	6,8	20,32	5,4	-	2,5	-	2,7	81,5	81,7	79,9	0,81	0,00471	24	56
400/690V	Q1E112M4B	Aluminium	4,0	5,5	1445	8,7	26,71	2,1	6,7	0,72	2,8	3,2	83,1	83,1	81,6	0,82	0,00933	31	58
400/690V	Q1E132S4C	Aluminium	5,5	7,5	1450	11,3	36,35	1,9	6,5	0,75	2,6	3,0	84,7	84,7	82,3	0,85	0,02097	39	61
400/690V	Q1E132M4B	Aluminium	7,5	10,0	1450	15,4	49,40	2,0	6,5	0,75	2,6	3,1	86,0	85,8	84,0	0,85	0,02763	60	61
400/690V	Q1E160M4B	Aluminium	11,0	15,0	1450	22,3	72,40	2,1	6,5	0,71	2,5	3,0	87,6	88,3	87,6	0,84	0,05547	76	63
400/690V	Q1E160L4A	Aluminium	15,0	20,0	1455	30,2	98,80	2,1	6,5	0,74	2,6	3,1	88,7	88,9	88,5	0,84	0,06922	90	63
400/690V	Q1E180M4B	Aluminium	18,5	25,0	1455	36,8	121,80	2,1	6,5	0,71	2,4	2,8	89,3	89,9	89,5	0,84	0,11220	119	69
400/690V	Q1E180L4B	Aluminium	22,0	30,0	1455	42,5	144,40	2,1	6,5	0,74	2,5	3,0	89,9	90,1	89,6	0,86	0,12773	127	69
400/690V	Q1E200L4C	Aluminium	30,0	40,0	1460	56,0	196,20	2,1	6,5	0,68	2,3	3,0	90,7	90,7	89,8	0,89	0,25035	176	70
400/690V	Q1E225S4A	Aluminium	37,0	50,0	1470	70,0	242,00	2,1	6,5	0,74	2,5	3,0	91,2	90,8	89,3	0,87	0,36429	223	71
400/690V	Q1E225M4C	Aluminium	45,0	60,0	1470	85,0	294,40	2,1	6,5	0,74	2,5	3,0	91,7	91,6	90,5	0,87	0,43513	260	71
400/690V	Q1E250M4C	Aluminium	55,0	75,0	1470	103,0	358,50	2,1	6,5	0,73	2,6	3,0	92,1	92,0	90,9	0,87	0,46270	280	71
400/690V	Q1EP250M4C	Cast Iron	55,0	75,0	1475	100,4	359,00	2,2	7,1	0,79	2,8	3,1	93,2	93,0	92,0	0,85	0,90782	499	72
400/690V	Q1EP280M4A	Cast Iron	75,0	100,0	1480	134,7	485,70	2,3	7,2	0,79	2,8	3,3	93,8	93,7	93,0	0,86	1,06114	509	73
400/690V	Q1EP280M4B	Cast Iron	90,0	125,0	1480	164,1	584,20	2,3	7,3	0,79	2,8	3,2	94,1	94,3	93,5	0,85	1,14768	624	73

ELECTRICAL CHARACTERISTICS AT 50 Hz

	MOTOR TYPE	HOUSING TYPE	RATED VALUES					STARTING VALUES				Breakdown Torque Ratio	EFFICIENCY **			Cosφ	J	Weight (B3)	Sound Pressure Level dBA ***
			Power		Speed	Current (400V)	Torque	Current I_A / I_N		Torque M_A / M_N			η %						
			kW	HP	rpm	A	Nm	⅄	Δ	⅄	Δ	Mk/Mn	4/4	3/4	2/4	4/4	kgm²	kg	
	6 pole 1000 rpm																		
230/400V	Q1E71M6A *	Aluminium	0,18	1/4	900	0,8	1,91	3,0	-	2,0	-	2,3	54,2	54,5	56,6	0,60	0,00068	8	12
230/400V	Q1E71M6B *	Aluminium	0,25	1/3	910	0,95	2,63	3,1	-	2,0	-	2,3	60,1	60,5	58,3	0,63	0,00090	10	12
230/400V	Q1E80M6A *	Aluminium	0,37	1/2	920	1,35	3,84	3,3	-	2,1	-	2,4	64,1	64,4	62,1	0,61	0,00160	11	49
230/400V	Q1E80M6B *	Aluminium	0,55	3/4	920	1,85	5,71	3,2	-	2,1	-	2,5	67,0	67,4	64,6	0,65	0,00196	12	49
230/400V	Q1E90S6A	Aluminium	0,75	1,0	925	2,3	7,75	3,6	-	1,9	-	2,1	70,0	70,5	67,5	0,69	0,00255	13	51
230/400V	Q1E90L6B	Aluminium	1,1	1,5	930	3,3	11,24	4,0	-	2,0	-	2,2	72,9	72,4	69,8	0,69	0,00328	17	51
230/400V	Q1E100L6A	Aluminium	1,5	2,0	935	4,2	15,24	4,2	-	2,1	-	2,3	75,2	74,9	72,3	0,72	0,00463	2	53
230/400V	Q1E112M6A	Aluminium	2,2	3,0	950	5,8	22,12	4,5	-	2,1	-	2,4	77,7	78,3	76,7	0,75	0,00916	29	58
230/400V	Q1E132S6B	Aluminium	3,0	4,0	955	7,2	30,00	1,8	5,5	0,6	2,0	2,6	79,7	78,7	76,0	0,78	0,02057	36	62
400/690V	Q1E132M6A	Aluminium	4,0	5,5	960	9,3	39,79	1,75	5,5	0,60	1,90	2,6	81,4	80,5	77,2	0,80	0,02070	53	62
400/690V	Q1E132M6B	Aluminium	5,5	7,5	960	12,5	54,72	1,76	5,5	0,61	1,90	2,5	83,1	82,7	81,0	0,80	0,02709	58	62
400/690V	Q1E160M6B	Aluminium	7,5	10,0	960	16,8	74,61	1,90	6,5	0,69	2,20	3,0	84,7	84,5	82,5	0,78	0,05641	76	63
400/690V	Q1E160L6B	Aluminium	11,0	15,0	960	24,3	109,50	1,89	6,5	0,72	2,20	3,0	86,4	86,2	84,1	0,79	0,07040	94	63
400/690V	Q1E180L6A	Aluminium	15,0	20,0	965	32,0	148,50	1,91	6,5	0,62	2,00	2,8	87,7	87,5	85,4	0,81	0,18369	115	63
400/690V	Q1E200L6B	Aluminium	18,5	25,0	970	37,8	182,20	1,90	6,5	0,60	1,85	2,7	88,6	88,7	87,9	0,83	0,27088	155	64
400/690V	Q1E200L6C	Aluminium	22,0	30,0	970	44,7	216,60	1,85	6,5	0,60	1,85	2,7	89,2	89,7	88,5	0,83	0,31281	165	64
400/690V	Q1E225M6B	Aluminium	30,0	40,0	975	60,5	294,00	1,85	6,5	0,57	1,80	2,5	90,2	90,3	89,8	0,83	0,49334	221	65
	8 pole 750 rpm																		
230/400V	Q1E80M8A	Aluminium	0,18	1/4	650	0,95	2,64	2,1	-	1,5	-	1,8	52,0	54,0	49,8	0,53	0,00168	9	44
230/400V	Q1E80M8B	Aluminium	0,25	1/3	675	1,20	3,54	2,2	-	1,5	-	1,7	55,0	57,0	53,3	0,56	0,00205	10,5	44
230/400V	Q1E90S8A	Aluminium	0,37	1/2	680	1,70	5,20	3,0	-	1,8	-	2,3	60,0	62,0	58,1	0,54	0,00242	14	49
230/400V	Q1E90L8A	Aluminium	0,55	3/4	690	2,10	7,62	3,0	-	1,8	-	2,3	64,0	65,0	61,7	0,61	0,00322	16	49
230/400V	Q1E100L8A	Aluminium	0,75	1,0	700	2,80	10,24	3,5	-	1,7	-	2,2	70,0	70,0	67,5	0,58	0,00398	20	49
230/400V	Q1E100L8B	Aluminium	1,1	1,5	690	3,60	15,23	3,5	-	1,8	-	2,2	72,0	72,0	69,0	0,64	0,00471	22	49
230/400V	Q1E112M8A	Aluminium	1,5	2,0	700	4,70	20,47	3,5	-	1,8	-	2,3	74,0	74,0	71,1	0,66	0,00933	30	54
230/400V	Q1E132S8B	Aluminium	2,2	3,0	705	6,30	29,81	1,3	4,0	0,6	1,7	2,2	75,0	77,0	74,0	0,69	0,02111	43	58
230/400V	Q1E132M8A	Aluminium	3,0	4,0	705	8,20	40,64	1,4	4,5	0,6	1,8	2,2	77,0	79,0	76,5	0,70	0,02763	52	58
230/400V	Q1E160M8A	Aluminium	4,0	5,5	720	10,6	53,10	1,75	5,5	0,61	1,90	2,3	81,5	83,0	77,3	0,69	0,05612	76	60
400/690V	Q1E160M8B	Aluminium	5,5	7,5	720	14,8	73,00	1,74	5,5	0,61	1,90	2,5	82,5	83,5	80,4	0,68	0,05612	76	60
400/690V	Q1E160L8A	Aluminium	7,5	10,0	720	19,2	99,50	1,74	5,5	0,62	2,00	2,5	83,0	84,0	80,8	0,71	0,07004	89	60
400/690V	Q1E180L8B	Aluminium	11,0	15,0	720	25,0	146,00	1,75	5,5	0,65	2,10	2,8	85,0	88,2	82,7	0,77	0,12773	126	60
400/690V	Q1E200L8C	Aluminium	15,0	20,0	725	32,5	197,60	1,74	5,5	0,68	2,20	2,8	87,0	88,0	84,7	0,79	0,25035	165	61
400/690V	Q1E225S8A	Aluminium	18,5	25,0	725	39,0	244,00	1,75	5,5	0,62	2,00	2,5	88,0	89,0	87,3	0,80	0,36429	224	61
400/690V	Q1E225M8C	Aluminium	22,0	30,0	725	46,8	290,00	1,74	5,5	0,66	2,10	2,6	89,0	88,7	88,3	0,79	0,43513	256	61

* Out of scope motors according to IEC 60034-30
** According to IEC 60034-2-1
*** The sound pressure measurements are taken 1m away from the motor
*** Tolerance +3 dBA

ELECTRICAL CHARACTERISTICS AT 50 Hz

	MOTOR TYPE	HOUSING TYPE	RATED VALUES					STARTING VALUES				Breakdown Torque Ratio	EFFICIENCY **			Cosφ	J	Weight (B3)	Sound Pressure Level dBA ***
			Power		Speed	Current (400V)	Torque	Current I_A / I_N		Torque M_A / M_N			η %						
			kW	HP	rpm	A	Nm	⅄	Δ	⅄	Δ	Mk/Mn	4/4	3/4	2/4	4/4	kgm²	kg	
	2 pole 3000 rpm																		
230/400V	Q1E63M2C*	Aluminium	0,37	1/2	2800	1,00	1,27	5,00	-	3,0	-	2,5	65,7	66,7	63,2	0,85	0,00028	8	54
230/400V	Q1E71M2C	Aluminium	0,75	1,0	2820	1,75	2,53	5,00	-	3,0	-	2,5	72,1	71,7	68,5	0,87	0,00067	8	54
230/400V	Q1E71M2D	Aluminium	1,1	1,5	2830	2,40	3,69	5,20		2,9		3,0	75,0	75,1	72,7	0,91	0,00086	9,5	54
230/400V	Q1E80M2C	Aluminium	1,5	2,0	2850	3,3	5,01	6,00	-	2,5	-	3,0	77,2	76,7	73,8	0,86	0,00130	11	58
230/400V	Q1E80M2D	Aluminium	2,20	2,5	2850	4,7	7,37	6,00	-	2,5	-	3,0	79,7	80,3	79,2	0,87	0,00166	13	59
230/400V	Q1E90L2C	Aluminium	3,0	4,0	2880	6,3	9,94	6,20	-	2,5	-	3,2	81,5	82,0	80,9	0,86	0,00187	16	61
400/690V	Q1E100L2C	Aluminium	4,0	5,5	2880	8,3	13,31	2,00	6,3	0,74	2,6	3,2	83,1	83,3	81,6	0,87	0,00266	22	65
400/690V	Q1E100L2D	Aluminium	5,5	7,5	2870	11,1	18,24	2,50	7,8	0,75	2,7	3,3	84,7	84,6	82,9	0,88	0,00339	22	65
400/690V	Q1E112M2C	Aluminium	5,5	7,5	2890	11,2	18,24	2,65	8,0	0,76	2,8	3,3	84,7	84,6	82,9	0,87	0,00496	29	66
400/690V	Q1E112M2D	Aluminium	7,5	10,0	2870	15,2	24,90	2,25	6,9	0,65	2,3	3,0	86,0	85,6	83,9	0,87	0,00633	31	68
400/690V	Q1E132M2A	Aluminium	11,0	15,0	2900	20,9	36,35	2,30	7,0	0,80	2,8	3,4	87,6	87,3	86,0	0,89	0,01596	55	70
400/690V	Q1E160L2C	Aluminium	22,0	30,0	2920	39,1	71,47	2,25	7,0	0,74	2,6	3,5	89,9	89,9	88,8	0,93	0,04149	93	74
400/690V	Q1E180M2AE	Aluminium	30,0	40,0	2920	55,2	97,45	2,20	6,8	0,60	2,1	3,2	90,7	90,1	88,3	0,91	0,06193	114	78
400/690V	Q1E225M2C	Aluminium	55,0	75,0	2955	100,5	177,40	2,26	7,0	0,69	2,3	3,6	92,1	91,8	90,3	0,93	0,23505	248	81
400/690V	Q1EP250M2B	Cast Iron	75,0	100,0	2965	125,8	241,10	2,30	7,1	0,78	2,7	3,2	92,7	92,6	91,4	0,92	0,54033	489	84
400/690V	Q1EP280M2C	Cast Iron	110,0	150,0	2970	191,5	352,40	2,40	7,4	0,80	2,9	3,5	93,3	93,0	92,0	0,89	0,63634	587	84
	4 pole 1500 rpm																		
230/400V	Q1E71M4C*	Aluminium	0,55	3/4	1400	1,60	3,75	4,0	-	2,3	-	2,5	69,2	70,2	65,9	0,73	0,00110	8	45
230/400V	Q1E80M4C	Aluminium	1,1	1,5	1400	2,80	7,45	5,0	-	2,3	-	2,5	75,0	75,1	74,3	0,75	0,00234	11	49
230/400V	Q1E80M4D	Aluminium	1,5	2,0	1400	3,65	10,09	5,0	-	2,4	-	2,7	77,2	76,5	73,9	0,78	0,00285	12,5	49
230/400V	Q1E90L4C	Aluminium	2,2	3,0	1415	5,10	14,90	5,0	-	2,5	-	2,7	79,7	79,2	76,8	0,76	0,00376	15	50
230/400V	Q1E90L4D	Aluminium	3,0	4,0	1410	7,00	20,30	5,0	-	2,4	-	2,6	81,5	81,7	79,9	0,75	0,00436	17	51
400/690V	Q1E100L4C	Aluminium	4,0	5,5	1440	8,75	26,71	1,9	5,5	0,70	2,5	2,8	83,1	83,1	81,6	0,80	0,00670	15	53
400/690V	Q1E112M4C	Aluminium	5,5	7,5	1445	11,40	36,35	1,9	6,5	0,73	2,6	3,0	84,7	84,7	82,3	0,83	0,01000	31,5	54
400/690V	Q1E132M4C	Aluminium	11,0	15,0	1445	22,5	72,40	1,6	5,7	0,74	2,5	2,9	87,6	88,3	87,6	0,82	0,02763	58,5	61
400/690V	Q1E160L4B	Aluminium	18,5	25,0	1450	37,5	121,40	2,1	6,5	0,75	2,5	3,0	89,3	89,9	89,5	0,84	0,06922	93	63
400/690V	Q1E225M4D	Aluminium	55,0	75,0	1470	103,0	356,10	2,1	7,0	0,73	2,6	3,0	92,1	92,0	90,9	0,85	0,46270	286	71
400/690V	Q1EP250M4D	Cast Iron	75,0	100,0	1480	134,7	485,70	2,3	7,2	0,79	2,8	3,3	93,8	93,7	93,0	0,86	1,06114	509	73
400/690V	Q1EP280M4C	Cast Iron	110,0	150,0	1480	201,3	714,00	2,4	7,4	0.75	2,8	3,3	93,3	93,1	92,3	0,85	1,14048	638	73

* Out of scope motors according to IEC 60034-30
** According to IEC 60034-2-1
*** The sound pressure measurements are taken 1m away from the motor
*** Tolerance +3 dBA

DIMENSION - B3

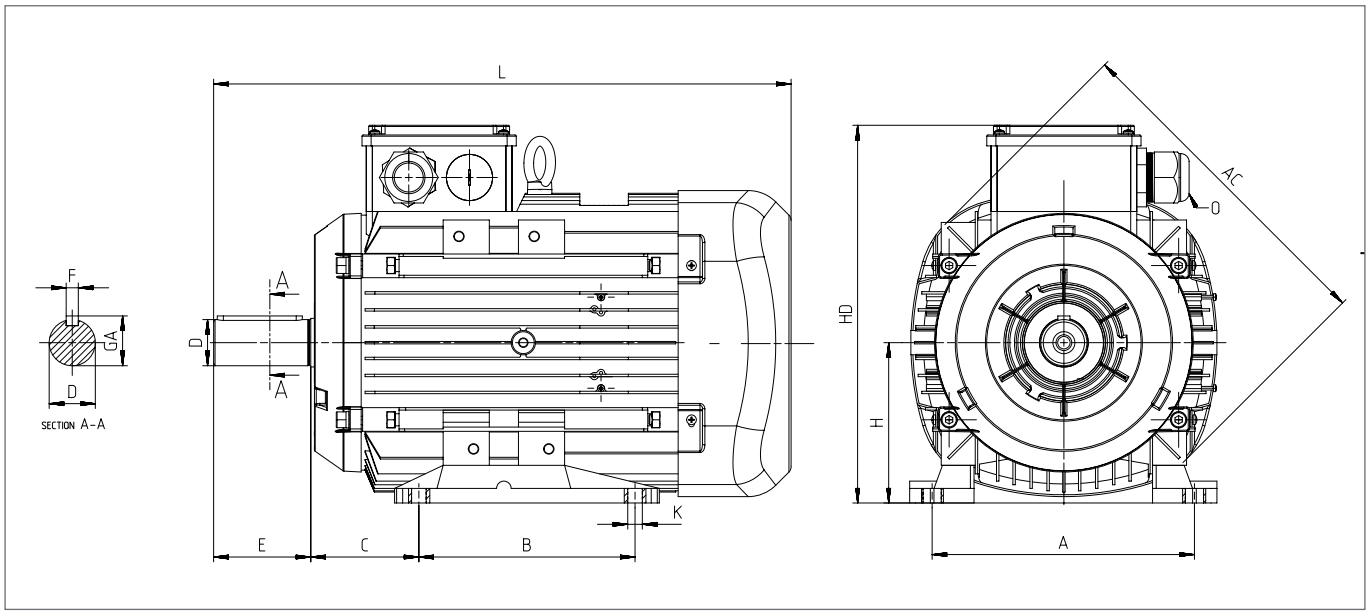

				Main Dimensions			Foot Mounted Motors						Shaft				Bearing		Seal	
Power (kW)	Number of Poles	Motor Type	Housing Type	AC	L	O	B	A	H	HD	K	C	D(1)	E	GA	F(2)	Drive Side	Non drive Side	Drive Side	Non drive Side
0,12	4	Q1E63M4A	Aluminium	123	219,5	1*M20	80	100	63	174	7	40	11	23	12,5	4	6201-2Z	6201-2Z	12*22*7	12*22*7
0,18	2	Q1E63M2A	Aluminium	123	219,5	1*M20	80	100	63	174	7	40	11	23	12,5	4	6201-2Z	6201-2Z	12*22*7	12*22*7
	4	Q1E63M4B	Aluminium	123	219,5	1*M20	80	100	63	174	7	40	11	23	12,5	4	6201-2Z	6201-2Z	12*22*7	12*22*7
	6	Q1E 71M6A	Aluminium	138	252,5	1*M20	90	112	71	190	7	45	14	30	16	5	6202-2Z	6202-2Z	15*24*5	15*24*5
	8	Q1E80M8A	Aluminium	158	283,5	1*M20	100	125	80	195	10	50	19	40	21,5	6	6204-2Z	6204-2Z	20*30*7	20*30*7
0,25	2	Q1E63M2A	Aluminium	123	219,5	1*M20	80	100	63	174	7	40	11	23	12,5	4	6201-2Z	6201-2Z	12*22*7	12*22*7
	4	Q1E63M4B	Aluminium	123	219,5	1*M20	80	100	63	174	7	40	11	23	12,5	4	6201-2Z	6201-2Z	12*22*7	12*22*7
	6	Q1E71M6A	Aluminium	138	252,5	1*M20	90	112	71	190	7	45	14	30	16	5	6202-2Z	6202-2Z	15*24*5	15*24*5
	8	Q1E80M8A	Aluminium	158	283,5	1*M20	100	125	80	195	10	50	19	40	21,5	6	6204-2Z	6204-2Z	20*30*7	20*30*7
0,37	2	Q1E63M2C	Aluminium	123	219,5	1*M20	80	100	63	174	7	40	11	23	12,5	4	6201-2Z	6201-2Z	12*22*7	12*22*7
	2	Q1E71M2A	Aluminium	138	252,5	1*M20	90	112	71	190	7	45	14	30	16	5	6202-2Z	6202-2Z	15*24*5	15*24*5
	4	Q1E71M4B	Aluminium	138	252,5	1*M20	90	112	71	190	7	45	14	30	16	5	6202-2Z	6202-2Z	15*24*5	15*24*5
	6	Q1E80M6A	Aluminium	158	283,5	1*M20	100	125	80	195	10	50	19	40	21,5	6	6204-2Z	6204-2Z	20*30*7	20*30*7
	8	Q1E90S8A	Aluminium	193	296,5	1*M25	100	140	90	222	10	56	24	50	27	8	6305-2Z	6205-2Z	25*40*7	25*40*7
0,55	2	Q1E71M2B	Aluminium	138	252,5	1*M20	90	112	71	190	7	45	14	30	16	5	6202-2Z	6202-2Z	15*24*5	15*24*5
	4	Q1E71M4C	Aluminium	138	252,5	1*M20	90	112	71	190	7	45	14	30	16	5	6202-2Z	6202-2Z	15*24*5	15*24*5
	4	Q1E80M4A	Aluminium	158	283,5	1*M20	100	125	80	195	10	50	19	40	21,5	6	6204-2Z	6204-2Z	20*30*7	20*30*7
	6	Q1E80M6B	Aluminium	158	283,5	1*M20	100	125	80	195	10	50	19	40	21,5	6	6204-2Z	6204-2Z	20*30*7	20*30*7
	8	Q1E90L8A	Aluminium	193	316,5	1*M25	125	140	90	222	10	56	24	50	27	8	6305-2Z	6205-2Z	25*40*7	25*40*7
0,75	2	Q1E71M2C	Aluminium	138	252,5	1*M20	90	112	71	190	7	45	14	30	16	5	6202-2Z	6202-2Z	15*24*5	15*24*5
	2	Q1E80M2A	Aluminium	158	283,5	1*M20	100	125	80	195	10	50	19	40	21,5	6	6204-2Z	6204-2Z	20*30*7	20*30*7
	4	Q1E80M4B	Aluminium	158	283,5	1*M20	100	125	80	195	10	50	19	40	21,5	6	6204-2Z	6204-2Z	20*30*7	20*30*7
	6	Q1E90S6A	Aluminium	193	296,5	1*M25	100	140	90	222	10	56	24	50	27	8	6305-2Z	6205-2Z	25*40*7	25*40*7
	8	Q1E100L8A	Aluminium	217	352,0	1*M25	140	160	100	241	12	63	28	60	31	8	6306-2Z	6205-2Z	30*47*7	25*40*7
1,1	2	Q1E71M2D	Aluminium	138	252,5	1*M20	90	112	71	190	7	45	14	30	16	5	6202-2Z	6202-2Z	15*24*5	15*24*5
	2	Q1E80M2B	Aluminium	158	283,5	1*M20	100	125	80	195	10	50	19	40	21,5	6	6204-2Z	6204-2Z	20*30*7	20*30*7
	4	Q1E80M4C	Aluminium	158	283,5	1*M20	100	125	80	195	10	50	19	40	21,5	6	6204-2Z	6204-2Z	20*30*7	20*30*7
	4	Q1E90S4A	Aluminium	193	296,5	1*M25	100	140	90	222	10	56	24	50	27	8	6305-2Z	6205-2Z	25*40*7	25*40*7
	6	Q1E90L6B	Aluminium	193	316,5	1*M25	125	140	90	222	10	56	24	50	27	8	6305-2Z	6205-2Z	25*40*7	25*40*7
	8	Q1E100L8B	Aluminium	217	352,0	1*M25	140	160	100	241	12	63	28	60	31	8	6306-2Z	6205-2Z	30*47*7	25*40*7

DIMENSION - B3

				Main Dimensions			Foot Mounted Motors						Shaft				Bearing		Seal	
Power (kW)	Number of Poles	Motor Type	Housing Type	AC	L	O	B	A	H	HD	K	C	D(1)	E	GA	F(2)	Drive Side	Non drive Side	Drive Side	Non drive Side
1,5	2	Q1E80M2C	Aluminium	158	283,5	1*M20	100	125	80	195	10	50	19	40	21,5	6	6204-2Z	6204-2Z	20*30*7	20*30*7
	4	Q1E80M4D	Aluminium	158	283,5	1*M20	100	125	80	195	10	50	19	40	21,5	6	6204-2Z	6204-2Z	20*30*7	20*30*7
	2	Q1E90S2A	Aluminium	193	296,5	1*M25	100	140	90	222	10	56	24	50	27	8	6305-2Z	6205-2Z	25*40*7	25*40*7
	4	Q1E90L4A	Aluminium	193	316,5	1*M25	125	140	90	222	10	56	24	50	27	8	6305-2Z	6205-2Z	25*40*7	25*40*7
	6	Q1E100L6A	Aluminium	217	352,0	1*M25	140	160	100	241	12	63	28	60	31	8	6306-2Z	6205-2Z	30*47*7	25*40*7
	8	Q1E112M8A	Aluminium	232	396,0	2*M25	140	190	112	261	12	70	28	60	31	8	6306-2Z	6206-2Z	30*47*7	30*47*7
2,2	2	Q1E80M2D	Aluminium	158	283,5	1*M20	100	125	80	195	10	50	19	40	21,5	6	6204-2Z	6204-2Z	20*30*7	20*30*7
	2	Q1E90L2A	Aluminium	193	316,5	1*M25	125	140	90	222	10	56	24	50	27	8	6305-2Z	6205-2Z	25*40*7	25*40*7
	4	Q1E90L4C	Aluminium	193	316,5	1*M25	125	140	90	222	10	56	24	50	27	8	6305-2Z	6205-2Z	25*40*7	25*40*7
	4	Q1E100L4A	Aluminium	217	352,0	1*M25	140	160	100	241	12	63	28	60	31	8	6306-2Z	6205-2Z	30*47*7	25*40*7
	6	Q1E112M6A	Aluminium	232	395,5	2*M25	140	190	112	261	12	70	28	60	31	8	6306-2Z	6206-2Z	30*47*7	30*47*7
	8	Q1E132S8B	Aluminium	279	440,5	2*M32	140	216	132	314	12	89	38	80	41	10	6208-2Z	6208-2Z	40*62*10	40*62*10
3	2	Q1E90L2C	Aluminium	193	316,5	1*M25	125	140	90	222	10	56	24	50	27	8	6305-2Z	6205-2Z	25*40*7	25*40*7
	4	Q1E90L4D	Aluminium	193	344,5	1*M25	125	140	90	222	10	56	24	50	27	8	6305-2Z	6205-2Z	25*40*7	25*40*7
	2	Q1E100L2A	Aluminium	217	352,0	1*M25	140	160	100	241	12	63	28	60	31	8	6306-2Z	6205-2Z	30*47*7	25*40*7
	4	Q1E100L4B	Aluminium	217	352,0	1*M25	140	160	100	241	12	63	28	60	31	8	6306-2Z	6205-2Z	30*47*7	25*40*7
	6	Q1E132S6B	Aluminium	279	440,5	2*M32	140	216	132	314	12	89	38	80	41	10	6208-2Z	6208-2Z	40*62*10	40*62*10
	8	Q1E132M8A	Aluminium	279	475,5	2*M32	178	216	132	314	12	89	38	80	41	10	6208-2Z	6208-2Z	40*62*10	40*62*10
4	2	Q1E100L2C	Aluminium	217	352,0	1*M25	140	160	100	241	12	63	28	60	31	8	6306-2Z	6205-2Z	30*47*7	25*40*7
	4	Q1E100L4C	Aluminium	217	352,0	1*M25	140	160	100	241	12	63	28	60	31	8	6306-2Z	6205-2Z	30*47*7	25*40*7
	2	Q1E112M2A	Aluminium	232	395,5	2*M25	140	190	112	261	12	70	28	60	31	8	6306-2Z	6206-2Z	30*47*7	30*47*7
	4	Q1E112M4B	Aluminium	232	395,5	2*M25	140	190	112	261	12	70	28	60	31	8	6306-2Z	6206-2Z	30*47*7	30*47*7
	6	Q1E132M6A	Aluminium	279	475,5	2*M32	178	216	132	314	12	89	38	80	41	10	6208-2Z	6208-2Z	40*62*10	40*62*10
	8	Q1E160M8A	Aluminium	302	576,0	2*M32	210	254	160	360	15	108	42	110	45	12	6309-2Z	6209-2Z	45*72*10	45*72*10
5,5	2	Q1E100L2D	Aluminium	217	352,0	1*M25	140	160	100	241	12	63	28	60	31	8	6306-2Z	6205-2Z	30*47*7	25*40*7
	2	Q1E112M2C	Aluminium	232	395,5	2*M25	140	190	112	261	12	70	28	60	31	8	6306-2Z	6206-2Z	30*47*7	30*47*7
	4	Q1E112M4C	Aluminium	232	395,5	2*M25	140	190	112	261	12	70	28	60	31	8	6306-2Z	6206-2Z	30*47*7	30*47*7
	2	Q1E132S2A	Aluminium	279	440,5	2*M32	140	216	132	314	12	89	38	80	41	10	6208-2Z	6208-2Z	40*62*10	40*62*10
	4	Q1E132S4C	Aluminium	279	440,5	2*M32	140	216	132	314	12	89	38	80	41	10	6208-2Z	6208-2Z	40*62*10	40*62*10
	6	Q1E132M6B	Aluminium	279	475,5	2*M32	178	216	132	314	12	89	38	80	41	10	6208-2Z	6208-2Z	40*62*10	40*62*10
	8	Q1E160M8B	Aluminium	302	576,0	2*M32	210	254	160	360	15	108	42	110	45	12	6309-2Z	6209-2Z	45*72*10	45*72*10
7,5	2	Q1E112M2D	Aluminium	232	395,5	2*M25	140	190	112	261	12	70	28	60	31	8	6306-2Z	6206-2Z	30*47*7	30*47*7
	2	Q1E132S2C	Aluminium	279	440,5	2*M32	140	216	132	314	12	89	38	80	41	10	6208-2Z	6208-2Z	40*62*10	40*62*10
	4	Q1E132M4B	Aluminium	279	475,5	2*M32	178	216	132	314	12	89	38	80	41	10	6208-2Z	6208-2Z	40*62*10	40*62*10
	6	Q1E160M6B	Aluminium	302	576,0	2*M32	210	254	160	360	15	108	42	110	45	12	6309-2Z	6209-2Z	45*72*10	45*72*10
	8	Q1E160L8A	Aluminium	302	576,0	2*M32	210	254	160	360	15	108	42	110	45	12	6309-2Z	6209-2Z	45*72*10	45*72*10
11	2	Q1E132M2A	Aluminium	279	476,0	2*M32	178	216	132	314	12	89	38	80	41	10	6208-2Z	6208-2Z	40*62*10	40*62*10
	4	Q1E132M4C	Aluminium	279	475,5	2*M32	178	216	132	314	12	89	38	80	41	10	6208-2Z	6208-2Z	40*62*10	40*62*10
	2	Q1E160M2A	Aluminium	302	576,0	2*M32	210	254	160	360	15	108	42	110	45	12	6309-2Z	6209-2Z	45*72*10	45*72*10
	4	Q1E160M4B	Aluminium	302	576,0	2*M32	210	254	160	360	15	108	42	110	45	12	6309-2Z	6209-2Z	45*72*10	45*72*10
	6	Q1E160L6B	Aluminium	302	576,0	2*M32	254	254	160	360	15	108	42	110	45	12	6309-2Z	6209-2Z	45*72*10	45*72*10
	8	Q1E180L8B	Aluminium	370	629,0	2*M40	279	279	180	428	15	121	48	110	52	14	6310-2Z	6310-2Z	50*80*10	50*80*10

DIMENSION - B3

				Main Dimensions			Foot Mounted Motors						Shaft				Bearing		Seal	
Power (kW)	Number of Poles	Motor Type	Housing Type	AC	L	O	B	A	H	HD	K	C	D(1)	E	GA	F(2)	Drive Side	Non drive Side	Drive Side	Non drive Side
15	2	Q1E160M2B	Aluminium	302	576,0	2*M32	210	254	160	360	15	108	42	110	45	12	6309-2Z	6209-2Z	45*72*10	45*72*10
	4	Q1E160L4A	Aluminium	302	576,0	2*M32	254	254	160	360	15	108	42	110	45	12	6309-2Z	6209-2Z	45*72*10	45*72*10
	6	Q1E180L6A	Aluminium	370	629,0	2*M40	279	279	180	428	15	121	48	110	51,5	14	6310-2Z	6310-2Z	50*80*10	50*80*10
	8	Q1E200L8C	Aluminium	415	665,0	2*M50	305	318	200	461	19	133	55	110	59,0	16	6312-2Z	6312-2Z	60*90*10	60*90*10
18,5	2	Q1E160L2A	Aluminium	302	576,0	2*M32	254	254	160	360	15	108	42	110	45	12	6309-2Z	6209-2Z	45*72*10	45*72*10
	4	Q1E160L4B	Aluminium	302	576,0	2*M32	254	254	160	360	15	108	42	110	45	12	6309-2Z	6209-2Z	45*72*10	45*72*10
	4	Q1E180M4B	Aluminium	370	629,0	2*M40	241	279	180	428	15	121	48	110	51,5	14	6310-2Z	6310-2Z	50*80*10	50*80*10
	6	Q1E200L6B	Aluminium	415	665,0	2*M50	305	318	200	461	19	133	55	110	59	16	6312-2Z	6312-2Z	60*90*10	60*90*10
	8	Q1E225S8A	Aluminium	456	765,0	2*M50	286	356	225	504	19	149	60	140	64	18	6313-2Z	6313-2Z	65*100*13	65*100*13
22	2	Q1E160L2C	Aluminium	302	576,0	2*M32	254	254	160	360	15	108	42	110	45	12	6309-2Z	6209-2Z	45*72*10	45*72*10
	2	Q1E180M2A	Aluminium	370	629,0	2*M40	241	279	180	428	15	121	48	110	51,5	14	6310-2Z	6310-2Z	50*80*10	50*80*10
	4	Q1E180L4B	Aluminium	370	629,0	2*M40	279	279	180	428	15	121	48	110	51,5	14	6310-2Z	6310-2Z	50*80*10	50*80*10
	6	Q1E200L6C	Aluminium	415	665,0	2*M50	305	318	200	461	19	133	55	110	59	16	6312-2Z	6312-2Z	60*90*10	60*90*10
	8	Q1E225M8C	Aluminium	456	765,0	2*M50	286	356	225	504	19	149	60	140	64	18	6313-2Z	6313-2Z	65*100*13	65*100*13
30	2	Q1E180M2AE	Aluminium	370	629,0	2*M40	241	279	180	428	15	121	48	110	51,5	14	6310-2Z	6310-2Z	50*80*10	50*80*10
	2	Q1E200L2A	Aluminium	415	665,0	2*M50	305	318	200	461	19	133	55	110	59	16	6312-2Z	6312-2Z	60*90*10	60*90*10
	4	Q1E200L4C	Aluminium	415	665,0	2*M50	305	318	200	461	19	133	55	110	59	16	6312-2Z	6312-2Z	60*90*10	60*90*10
	6	Q1E225M6B	Aluminium	456	765,0	2*M50	311	356	225	504	19	149	60	140	64	18	6313-2Z	6313-2Z	65*100*13	65*100*13
37	2	Q1E200L2B	Aluminium	415	665,0	2*M50	305	318	200	461	19	133	55	110	59	16	6312-2Z	6312-2Z	60*90*10	60*90*10
	4	Q1E225S4A	Aluminium	456	765,0	2*M50	286	356	225	504	19	149	60	140	64	18	6313-2Z	6313-2Z	65*100*13	65*100*13
45	2	Q1E225M2A	Aluminium	456	735,0	2*M50	311	356	225	504	19	149	55	110	59	16	6313-2Z	6313-2Z	65*100*13	65*100*13
	4	Q1E225M4C	Aluminium	456	765,0	2*M50	311	356	225	504	19	149	60	140	64	18	6313-2Z	6313-2Z	65*100*13	65*100*13
55	2	Q1E225M2C	Aluminium	456	735,0	2*M50	311	356	225	504	19	149	55	110	59	16	6313-2Z	6313-2Z	65*100*13	65*100*13
	2	Q1E250M2A	Aluminium	456	784,0	2*M50	349	406	250	529	24	168	60	140	64	18	6315	6313-2Z	75*112*12	65*100*13
	2	Q1EP250M2A	Cast Iron	527	886,0	2*M50	349	406	250	615	24	168	60	140	64	18	6316	6316	80*100*10	80*100*10
	4	Q1E225M4D	Aluminium	456	765,0	2*M50	311	356	225	504	19	149	60	140	64	18	6313-2Z	6313-2Z	65*100*13	65*100*13
	4	Q1E250M4C	Aluminium	456	784,0	2*M50	349	406	250	529	24	168	65	140	69	18	6315	6313-2Z	75*112*12	65*100*13
	4	Q1EP250M4C	Cast Iron	527	886,0	2*M50	349	406	250	615	24	168	65	140	69	18	6316	6316	80*100*10	80*100*10
75	2	Q1EP250M2B	Cast Iron	527	886,0	2*M50	349	406	250	615	24	168	60	140	64	18	6316	6316	80*100*10	80*100*10
	2	Q1EP280M2A	Cast Iron	527	1025,0	2*M50	419	457	280	647	24	190	65	140	69	18	6316	6316	80*100*10	80*100*10
	4	Q1EP250M4D	Cast Iron	527	886,0	2*M50	349	406	250	615	24	168	65	140	69	18	6316	6316	80*100*10	80*100*10
	4	Q1EP280M4A	Cast Iron	527	1025,0	2*M50	419	457	280	647	24	190	75	140	80	20	6316	6316	80*100*10	80*100*10
90	2	Q1EP280M2B	Cast Iron	527	1025,0	2*M50	419	457	280	647	24	190	65	140	69	18	6316	6316	80*100*10	80*100*10
	4	Q1EP280M4B	Cast Iron	527	1025,0	2*M50	419	457	280	647	24	190	75	140	80	20	6316	6316	80*100*10	80*100*10
110	2	Q1EP280M2C	Cast Iron	527	1025,0	2*M50	419	457	280	647	24	190	65	140	69	18	6316	6316	80*100*10	80*100*10
	4	Q1EP280M4C	Cast Iron	527	1025,0	2*M50	419	457	280	647	24	190	75	140	80	20	6316	6316	80*100*10	80*100*10

(1) Tolerance DIN EN 50347 "j6" up to 28mm, "k6" above 28mm
(2) According to DIN 6885

DIMENSION - B5, B35

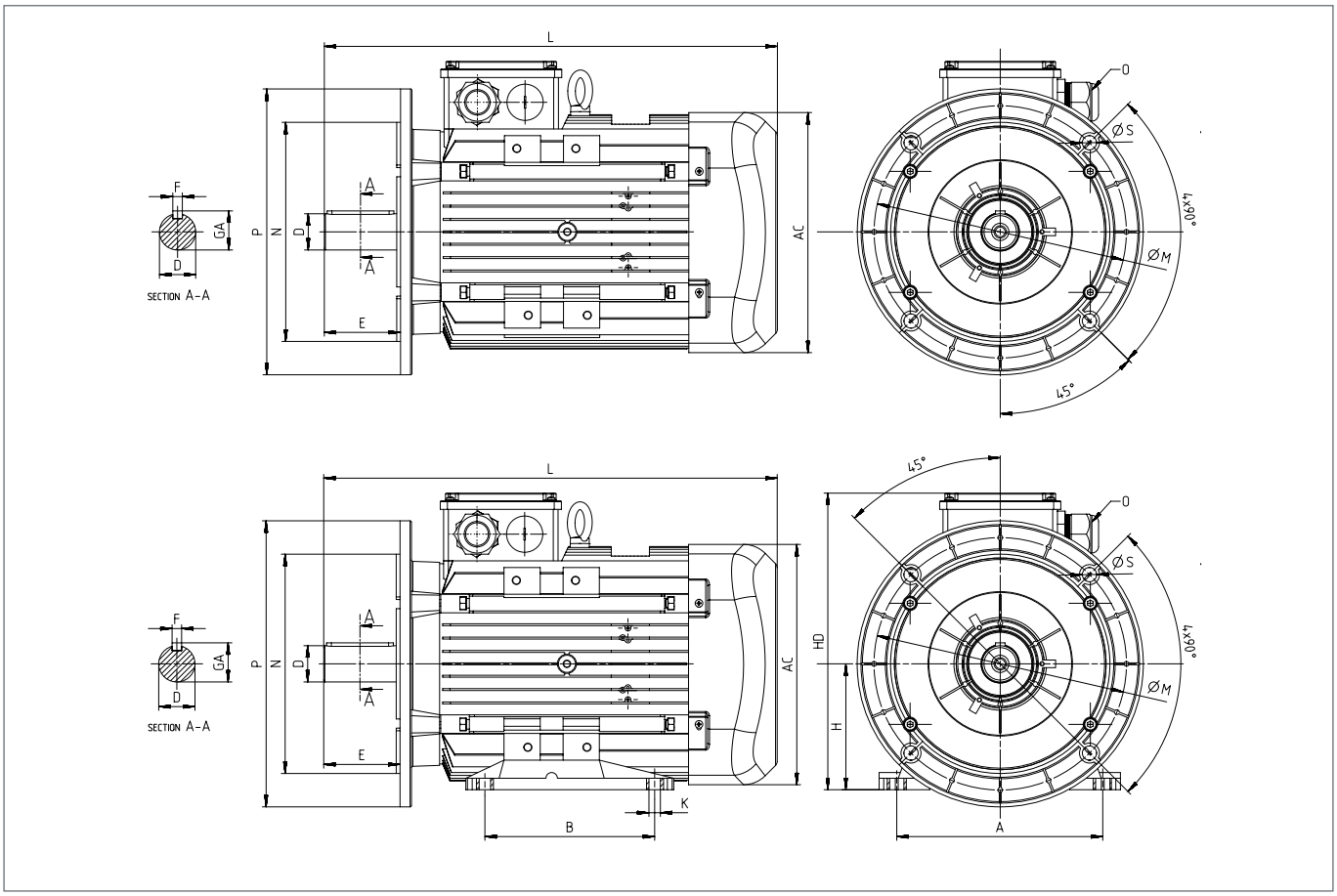

				Main Dimensions			Foot Mounted Motors					Shaft				Bearing		Seal		Flange (FA) (B5)				
Power (kW)	Number of Poles	Motor Type	Housing Type	AC	L	O	B	A	H	HD	K	D(1)	E	GA	F(2)	Drive Side	Non drive Side	Drive Side	Non drive Side	P	N(3)	M	R	S
0,12	4	Q1E63M4A	Aluminium	123	219,5	1*M20	80	100	63	174	7	11	23	12,5	4	6201-2Z	6201-2Z	12*22*7	12*22*7	140	95	115	0	10
0,18	2	Q1E63M2A	Aluminium	123	219,5	1*M20	80	100	63	174	7	11	23	12,5	4	6201-2Z	6201-2Z	12*22*7	12*22*7	140	95	115	0	10
	4	Q1E63M4B	Aluminium	123	219,5	1*M20	80	100	63	174	7	11	23	12,5	4	6201-2Z	6201-2Z	12*22*7	12*22*7	140	95	115	0	10
	6	Q1E71M6A	Aluminium	138	252,5	1*M20	90	112	71	190	7	14	30	16	5	6202-2Z	6202-2Z	15*24*5	15*24*5	160	110	130	0	10
	8	Q1E80M8A	Aluminium	158	283,5	1*M20	100	125	80	195	10	19	40	21,5	6	6204-2Z	6204-2Z	20*30*7	20*30*7	200	130	165	0	12
0,25	2	Q1E63M2B	Aluminium	123	219,5	1*M20	80	100	63	174	7	11	23	12,5	4	6201-2Z	6201-2Z	12*22*7	12*22*7	140	95	115	0	10
	4	Q1E71M4A	Aluminium	138	252,5	1*M20	90	112	71	190	7	14	30	16	5	6202-2Z	6202-2Z	15*24*5	15*24*5	160	110	130	0	10
	6	Q1E71M6B	Aluminium	138	252,5	1*M20	90	112	71	190	7	14	30	16	5	6202-2Z	6202-2Z	15*24*5	15*24*5	160	110	130	0	10
	8	Q1E80M8B	Aluminium	158	283,5	1*M20	100	125	80	195	10	19	40	21,5	6	6204-2Z	6204-2Z	20*30*7	20*30*7	200	130	165	0	12
0,37	2	Q1E63M2C	Aluminium	123	219,5	1*M20	80	100	63	174	7	11	23	12,5	4	6201-2Z	6201-2Z	12*22*7	12*22*7	140	95	115	0	10
	2	Q1E71M2A	Aluminium	138	252,5	1*M20	90	112	71	190	7	14	30	16	5	6202-2Z	6202-2Z	15*24*5	15*24*5	160	110	130	0	10
	4	Q1E71M4B	Aluminium	138	252,5	1*M20	90	112	71	190	7	14	30	16	5	6202-2Z	6202-2Z	15*24*5	15*24*5	160	110	130	0	10
	6	Q1E80M6A	Aluminium	158	283,5	1*M20	100	125	80	195	10	19	40	21,5	6	6204-2Z	6204-2Z	20*30*7	20*30*7	200	130	165	0	12
	8	Q1E90S8A	Aluminium	193	296,5	1*M25	100	140	90	222	10	24	50	27	8	6305-2Z	6205-2Z	25*40*7	25*40*7	200	130	165	0	12
0,55	2	Q1E71M2B	Aluminium	138	252,5	1*M20	90	112	71	190	7	14	30	16	5	6202-2Z	6202-2Z	15*24*5	15*24*5	160	110	130	0	10
	4	Q1E71M4C	Aluminium	138	252,5	1*M20	90	112	71	190	7	14	30	16	5	6202-2Z	6202-2Z	15*24*5	15*24*5	160	110	130	0	10
	4	Q1E80M4A	Aluminium	158	283,5	1*M20	100	125	80	195	10	19	40	21,5	6	6204-2Z	6204-2Z	20*30*7	20*30*7	200	130	165	0	12
	6	Q1E80M6B	Aluminium	158	283,5	1*M20	100	125	80	195	10	19	40	21,5	6	6204-2Z	6204-2Z	20*30*7	20*30*7	200	130	165	0	12
	8	Q1E90L8A	Aluminium	193	316,5	1*M25	125	140	90	222	10	24	50	27	8	6305-2Z	6205-2Z	25*40*7	25*40*7	200	130	165	0	12
0,75	2	Q1E71M2C	Aluminium	138	252,5	1*M20	90	112	71	190	7	14	30	16	5	6202-2Z	6202-2Z	15*24*5	15*24*5	160	110	130	0	10
	2	Q1E80M2A	Aluminium	158	283,5	1*M20	100	125	80	195	10	19	40	21,5	6	6204-2Z	6204-2Z	20*30*7	20*30*7	200	130	165	0	12
	4	Q1E80M4B	Aluminium	158	283,5	1*M20	100	125	80	195	10	19	40	21,5	6	6204-2Z	6204-2Z	20*30*7	20*30*7	200	130	165	0	12
	6	Q1E90S6A	Aluminium	193	296,5	1*M25	100	140	90	222	10	24	50	27	8	6305-2Z	6205-2Z	25*40*7	25*40*7	200	130	165	0	12
	8	Q1E100L8A	Aluminium	217	352,0	1*M25	140	160	100	241	12	28	60	31	8	6306-2Z	6205-2Z	30*47*7	25*40*7	250	180	215	0	15

DIMENSION - B5, B35

				Main Dimensions			Foot Mounted Motors					Shaft				Bearing		Seal		Flange (FA) (B5)				
Power (kW)	Number of Poles	Motor Type	Housing Type	AC	L	O	B	A	H	HD	K	D(1)	E	GA	F(2)	Drive Side	Non drive Side	Drive Side	Non drive Side	P	N(3)	M	R	S
1,1	2	Q1E71M2D	Aluminium	138	252,5	1*M20	90	112	71	190	7	14	30	16	5	6202-2Z	6202-2Z	15*24*5	15*24*5	160	110	130	0	10
	2	Q1E80M2B	Aluminium	158	283,5	1*M20	100	125	80	195	10	19	40	21,5	6	6204-2Z	6204-2Z	20*30*7	20*30*7	200	130	165	0	12
	4	Q1E80M4C	Aluminium	158	283,5	1*M20	100	125	80	195	10	19	40	21,5	6	6204-2Z	6204-2Z	20*30*7	20*30*7	200	130	165	0	12
	4	Q1E90S4A	Aluminium	193	296,5	1*M25	100	140	90	222	10	24	50	27	8	6305-2Z	6205-2Z	25*40*7	25*40*7	200	130	165	0	12
	6	Q1E90L6B	Aluminium	193	316,5	1*M25	125	140	90	222	10	24	50	27	8	6305-2Z	6205-2Z	25*40*7	25*40*7	200	130	165	0	12
	8	Q1E100L8B	Aluminium	217	352,0	1*M25	140	160	100	241	12	28	60	31	8	6306-2Z	6205-2Z	30*47*7	25*40*7	250	180	215	0	15
1,5	2	Q1E80M2C	Aluminium	158	283,5	1*M20	100	125	80	195	10	19	40	21,5	6	6204-2Z	6204-2Z	20*30*7	20*30*7	200	130	165	0	12
	4	Q1E80M4D	Aluminium	158	283,5	1*M20	100	125	80	195	10	19	40	21,5	6	6204-2Z	6204-2Z	20*30*7	20*30*7	200	130	165	0	12
	2	Q1E90S2A	Aluminium	193	296,5	1*M25	100	140	90	222	10	24	50	27	8	6305-2Z	6205-2Z	25*40*7	25*40*7	200	130	165	0	12
	4	Q1E90L4A	Aluminium	193	316,5	1*M25	125	140	90	222	10	24	50	27	8	6305-2Z	6205-2Z	25*40*7	25*40*7	200	130	165	0	12
	6	Q1E100L6A	Aluminium	217	352,0	1*M25	140	160	100	241	12	28	60	31	8	6306-2Z	6205-2Z	30*47*7	25*40*7	250	180	215	0	15
	8	Q1E112M8A	Aluminium	232	396,0	2*M25	140	190	112	261	12	28	60	31	8	6306-2Z	6206-2Z	30*47*7	30*47*7	250	180	215	0	15
2,2	2	Q1E80M2D	Aluminium	158	283,5	1*M20	100	125	80	195	10	19	40	21,5	6	6204-2Z	6204-2Z	20*30*7	20*30*7	200	130	165	0	12
	2	Q1E90L2A	Aluminium	193	316,5	1*M25	125	140	90	222	10	24	50	27	8	6305-2Z	6205-2Z	25*40*7	25*40*7	200	130	165	0	12
	4	Q1E90L4C	Aluminium	193	316,5	1*M25	125	140	90	222	10	24	50	27	8	6305-2Z	6205-2Z	25*40*7	25*40*7	200	130	165	0	12
	4	Q1E100L4A	Aluminium	217	352,0	1*M25	140	160	100	241	12	28	60	31	8	6306-2Z	6205-2Z	30*47*7	25*40*7	250	180	215	0	15
	6	Q1E112M6A	Aluminium	232	395,5	2*M25	140	190	112	261	12	28	60	31	8	6306-2Z	6206-2Z	30*47*7	30*47*7	250	180	215	0	15
	8	Q1E132S8B	Aluminium	279	440,5	2*M32	140	216	132	314	12	38	80	41	10	6208-2Z	6208-2Z	40*62*10	40*62*10	300	230	265	0	15
3	2	Q1E90L2C	Aluminium	193	316,5	1*M25	125	140	90	222	10	24	50	27	8	6305-2Z	6205-2Z	25*40*7	25*40*7	200	130	165	0	12
	4	Q1E90L4D	Aluminium	193	344,5	1*M25	125	140	90	222	10	24	50	27	8	6305-2Z	6205-2Z	25*40*7	25*40*7	200	130	165	0	12
	2	Q1E100L2A	Aluminium	217	352,0	1*M25	140	160	100	241	12	28	60	31	8	6306-2Z	6205-2Z	30*47*7	25*40*7	250	180	215	0	15
	4	Q1E100L4B	Aluminium	217	352,0	1*M25	140	160	100	241	12	28	60	31	8	6306-2Z	6205-2Z	30*47*7	25*40*7	250	180	215	0	15
	6	Q1E132S6B	Aluminium	279	440,5	2*M32	140	216	132	314	12	38	80	41	10	6208-2Z	6208-2Z	40*62*10	40*62*10	300	230	265	0	15
	8	Q1E132M8A	Aluminium	279	475,5	2*M32	178	216	132	314	12	38	80	41	10	6208-2Z	6208-2Z	40*62*10	40*62*10	300	230	265	0	15
4	2	Q1E100L2C	Aluminium	217	352,0	1*M25	140	160	100	241	12	28	60	31	8	6306-2Z	6205-2Z	30*47*7	25*40*7	250	180	215	0	15
	4	Q1E100L4C	Aluminium	217	352,0	1*M25	140	160	100	241	12	28	60	31	8	6306-2Z	6205-2Z	30*47*7	25*40*7	250	180	215	0	15
	2	Q1E112M2A	Aluminium	232	395,5	2*M25	140	190	112	261	12	28	60	31	8	6306-2Z	6206-2Z	30*47*7	30*47*7	250	180	215	0	15
	4	Q1E112M4B	Aluminium	232	395,5	2*M25	140	190	112	261	12	28	60	31	8	6306-2Z	6206-2Z	30*47*7	30*47*7	250	180	215	0	15
	6	Q1E132M6A	Aluminium	279	475,5	2*M32	178	216	132	314	12	38	80	41	10	6208-2Z	6208-2Z	40*62*10	40*62*10	300	230	265	0	15
	8	Q1E 160M8A	Aluminium	302	576,0	2*M32	210	254	160	360	15	42	110	45	12	6309-2Z	6209-2Z	45*72*10	45*72*10	350	250	300	0	19
5,5	2	Q1E112M2C	Aluminium	232	395,5	2*M25	140	190	112	261	12	28	60	31	8	6306-2Z	6206-2Z	30*47*7	30*47*7	250	180	215	0	15
	4	Q1E112M4C	Aluminium	232	395,5	2*M25	140	190	112	261	12	28	60	31	8	6306-2Z	6206-2Z	30*47*7	30*47*7	250	180	215	0	15
	2	Q1E132S2A	Aluminium	279	440,5	2*M32	140	216	132	314	12	38	80	41	10	6208-2Z	6208-2Z	40*62*10	40*62*10	300	230	265	0	15
	4	Q1E132S4C	Aluminium	279	440,5	2*M32	140	216	132	314	12	38	80	41	10	6208-2Z	6208-2Z	40*62*10	40*62*10	300	230	265	0	15
	6	Q1E132M6B	Aluminium	279	475,5	2*M32	178	216	132	314	12	38	80	41	10	6208-2Z	6208-2Z	40*62*10	40*62*10	300	230	265	0	15
	8	Q1E 160M8B	Aluminium	302	576,0	2*M32	210	254	160	360	15	42	110	45	12	6309-2Z	6209-2Z	45*72*10	45*72*10	350	250	300	0	19
7,5	2	Q1E112M2D	Aluminium	232	395,5	2*M25	140	190	112	261	12	28	60	31	8	6306-2Z	6206-2Z	30*47*7	30*47*7	250	180	215	0	15
	2	Q1E132S2C	Aluminium	279	440,5	2*M32	140	216	132	314	12	38	80	41	10	6208-2Z	6208-2Z	40*62*10	40*62*10	300	230	265	0	15
	4	Q1E132M4B	Aluminium	279	475,5	2*M32	178	216	132	314	12	38	80	41	10	6208-2Z	6208-2Z	40*62*10	40*62*10	300	230	265	0	15
	6	Q1E160M6B	Aluminium	302	576,0	2*M32	210	254	160	360	15	42	110	45	12	6309-2Z	6209-2Z	45*72*10	45*72*10	350	250	300	0	19
	8	Q1E160L8A	Aluminium	302	576,0	2*M32	210	254	160	360	15	42	110	45	12	6309-2Z	6209-2Z	45*72*10	45*72*10	350	250	300	0	19
11	2	Q1E132M2A	Aluminium	279	476,0	2*M32	178	216	132	314	12	38	80	41	10	6208-2Z	6208-2Z	40*62*10	40*62*10	300	230	265	0	15
	4	Q1E132M4C	Aluminium	279	475,5	2*M32	178	216	132	314	12	38	80	41	10	6208-2Z	6208-2Z	40*62*10	40*62*10	300	230	265	0	15
	2	Q1E160M2A	Aluminium	302	576,0	2*M32	210	254	160	360	15	42	110	45	12	6309-2Z	6209-2Z	45*72*10	45*72*10	350	250	300	0	19
	4	Q1E160M4B	Aluminium	302	576,0	2*M32	210	254	160	360	15	42	110	45	12	6309-2Z	6209-2Z	45*72*10	45*72*10	350	250	300	0	19
	6	Q1E160L6B	Aluminium	302	576,0	2*M32	254	254	160	360	15	42	110	45	12	6309-2Z	6209-2Z	45*72*10	45*72*10	350	250	300	0	19
	8	Q1E 180L8B	Aluminium	370	629,0	2*M40	279	279	180	428	15	48	110	52	14	6310-2Z	6310-2Z	50*80*10	50*80*10	350	250	300	0	19
15	2	Q1E160M2B	Aluminium	302	576,0	2*M32	210	254	160	360	15	42	110	45	12	6309-2Z	6209-2Z	45*72*10	45*72*10	350	250	300	0	19
	4	Q1E160L4A	Aluminium	302	576,0	2*M32	254	254	160	360	15	42	110	45	12	6309-2Z	6209-2Z	45*72*10	45*72*10	350	250	300	0	19
	6	Q1E180L6A	Aluminium	370	629,0	2*M40	279	279	180	428	15	48	110	51,5	14	6310-2Z	6310-2Z	50*80*10	50*80*10	350	250	300	0	19
	8	Q1E200L8C	Aluminium	415	665,0	2*M50	305	318	200	461	19	55	110	59,0	16	6312-2Z	6312-2Z	60*90*10	60*90*10	400	300	350	0	19
18,5	2	Q1E160L2A	Aluminium	302	576,0	2*M32	254	254	160	360	15	42	110	45	12	6309-2Z	6209-2Z	45*72*10	45*72*10	350	250	300	0	19
	4	Q1E160L4B	Aluminium	302	576,0	2*M32	254	254	160	360	15	42	110	45	12	6309-2Z	6209-2Z	45*72*10	45*72*10	350	250	300	0	19
	4	Q1E180M4B	Aluminium	370	629,0	2*M40	241	279	180	428	15	48	110	51,5	14	6310-2Z	6310-2Z	50*80*10	50*80*10	350	250	300	0	19
	6	Q1E200L6B	Aluminium	415	665,0	2*M50	305	318	200	461	19	55	110	59	16	6312-2Z	6312-2Z	60*90*10	60*90*10	400	300	350	0	19
	8	Q1E225S8A	Aluminium	456	765,0	2*M50	286	356	225	504	19	60	140	64	18	6313-2Z	6313-2Z	65*100*13	65*100*13	450	350	400	0	19

DIMENSION - B5, B35

				Main Dimensions			Foot Mounted Motors					Shaft				Bearing		Seal		Flange (FA) (B5)				
Power (kW)	Number of Poles	Motor Type	Housing Type	AC	L	O	B	A	H	HD	K	D(1)	E	GA	F(2)	Drive Side	Non drive Side	Drive Side	Non drive Side	P	N(3)	M	R	S
22	2	Q1E160L2C	Aluminium	302	576,0	2*M32	254	254	160	360	15	42	110	45	12	6309-2Z	6209-2Z	45*72*10	45*72*10	350	250	300	0	19
	2	Q1E180M2A	Aluminium	370	629,0	2*M40	241	279	180	428	15	48	110	51,5	14	6310-2Z	6310-2Z	50*80*10	50*80*10	350	250	300	0	19
	4	Q1E180L4B	Aluminium	370	629,0	2*M40	279	279	180	428	15	48	110	51,5	14	6310-2Z	6310-2Z	50*80*10	50*80*10	350	250	300	0	19
	6	Q1E200L6C	Aluminium	415	665,0	2*M50	305	318	200	461	19	55	110	59	16	6312-2Z	6312-2Z	60*90*10	60*90*10	400	300	350	0	19
	8	Q1E225M8C	Aluminium	456	765,0	2*M50	286	356	225	504	19	60	140	64	18	6313-2Z	6313-2Z	65*100*13	65*100*13	450	350	400	0	19
30	2	Q1E180M2AE	Aluminium	370	629,0	2*M40	241	279	180	428	15	48	110		14	6310-2Z	6310-2Z	50*80*10	50*80*10	350	250	300	0	19
	2	Q1E200L2A	Aluminium	415	665,0	2*M50	305	318	200	461	19	55	110	59	16	6312-2Z	6312-2Z	60*90*10	60*90*10	400	300	350	0	19
	4	Q1E200L4C	Aluminium	415	665,0	2*M50	305	318	200	461	19	55	110	59	16	6312-2Z	6312-2Z	60*90*10	60*90*10	400	300	350	0	19
	6	Q1E225M6B	Aluminium	456	765,0	2*M50	311	356	225	504	19	60	140	64	18	6313-2Z	6313-2Z	65*100*13	65*100*13	450	350	400	0	19
37	2	Q1E200L2B	Aluminium	415	665,0	2*M50	305	318	200	461	19	55	110	59	16	6312-2Z	6312-2Z	60*90*10	60*90*10	400	300	350	0	19
	4	Q1E225S4A	Aluminium	456	765,0	2*M50	286	356	225	504	19	60	140	64	18	6313-2Z	6313-2Z	65*100*13	65*100*13	450	350	400	0	19
45	2	Q1E225M2A	Aluminium	456	735,0	2*M50	311	356	225	504	19	55	110	59	16	6313-2Z	6313-2Z	65*100*13	65*100*13	450	350	400	0	19
	4	Q1E225M4C	Aluminium	456	765,0	2*M50	311	356	225	504	19	60	140	64	18	6313-2Z	6313-2Z	65*100*13	65*100*13	450	350	400	0	19
55	2	Q1E225M2C	Aluminium	456	735,0	2*M50	311	356	225	504	19	55	110	59	16	6313-2Z	6313-2Z	65*100*13	65*100*13	450	350	400	0	19
	2	Q1E250M2A	Aluminium	456	784,0	2*M50	349	406	250	529	24	60	140	64	18	6315	6313-2Z	75*112*12	65*100*13	550	450	500	0	19
	2	Q1EP250M2A	Cast Iron	527	886,0	2*M50	349	406	250	615	24	60	140	64	18	6316	6316	80*100*10	80*100*10	550	450	500	0	19
	4	Q1E225M4D	Aluminium	456	765,0	2*M50	311	356	225	504	19	60	140	64	18	6313-2Z	6313-2Z	65*100*13	65*100*13	450	350	400	0	19
	4	Q1E250M4C	Aluminium	456	784,0	2*M50	349	406	250	529	24	65	140	69	18	6315	6313-2Z	75*112*12	65*100*13	550	450	500	0	19
	4	Q1EP250M4C	Cast Iron	527	886,0	2*M50	349	406	250	615	24	65	140	69	18	6316	6316	80*100*10	80*100*10	550	450	500	0	19
75	2	Q1EP250M2B	Cast Iron	527	886,0	2*M50	349	406	250	615	24	60	140	64	18	6316	6316	80*100*10	80*100*10	550	450	500	0	19
	2	Q1E280M2A	Cast Iron	527	1025,0	2*M50	419	457	280	647	24	65	140	69	18	6316	6316	80*100*10	80*100*10	550	450	500	0	19
	4	Q1EP250M4D	Cast Iron	527	886,0	2*M50	349	406	250	615	24	65	140	69	18	6316	6316	80*100*10	80*100*10	550	450	500	0	19
	4	Q1EP280M4A	Cast Iron	527	1025,0	2*M50	419	457	280	647	24	75	140	80	20	6316	6316	80*100*10	80*100*10	550	450	500	0	19
90	2	Q1EP280M2B	Cast Iron	527	1025,0	2*M50	419	457	280	647	24	65	140	69	18	6316	6316	80*100*10	80*100*10	550	450	500	0	19
	4	Q1EP280M4B	Cast Iron	527	1025,0	2*M50	419	457	280	647	24	75	140	80	20	6316	6316	80*100*10	80*100*10	550	450	500	0	19
110	2	Q1EP280M2C	Cast Iron	527	1025,0	2*M50	419	457	280	647	24	65	140	69	18	6316	6316	80*100*10	80*100*10	550	450	500	0	19
	4	Q1EP280M4C	Cast Iron	527	1025,0	2*M50	419	457	280	647	24	75	140	80	20	6316	6316	80*100*10	80*100*10	550	450	500	0	19

(1) Tolerance DIN EN 50347 "j6" up to 28mm, "k6" above 28mm
(2) According to DIN 6885
(3) Tolerance DIN EN 50347 "j6"

DIMENSION - B14a, B34a

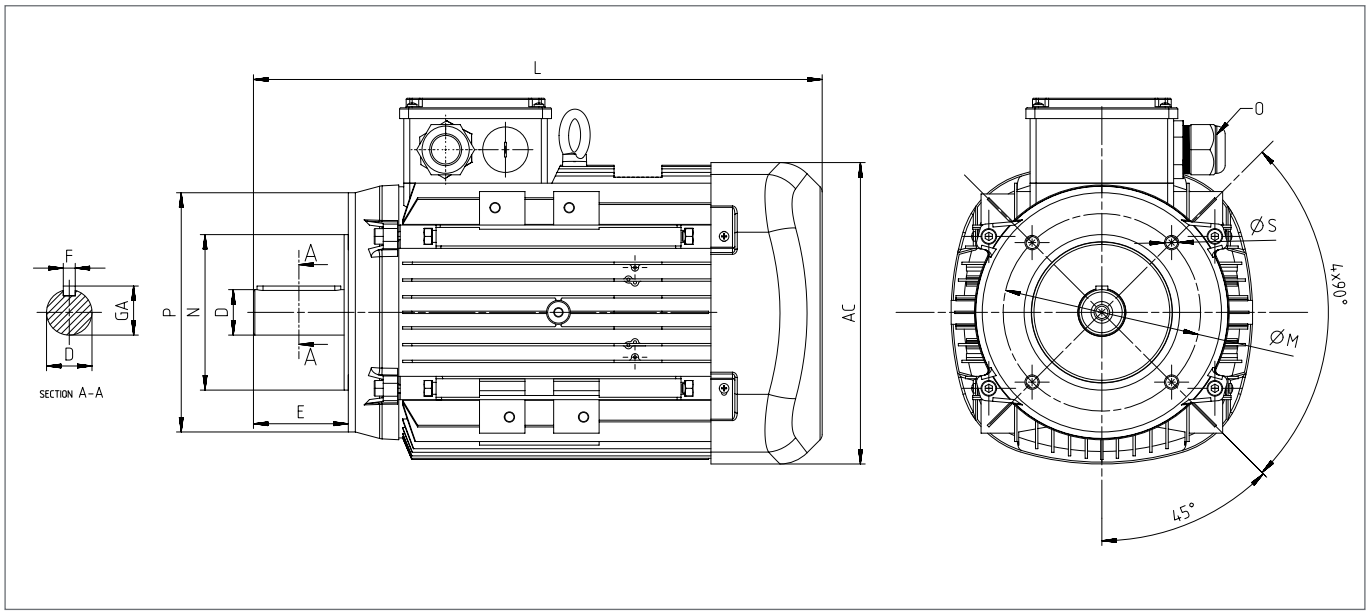

			Main Dimensions			Foot Mounted Motors					Shaft				Bearing		Seal		Flange (FC) (B14a)				
Power (kW)	Number of Poles	Motor Type	AC	L	O	B	A	H	HD	K	D(1)	E	GA	F(2)	Drive Side	Non drive Side	Drive Side	Non drive Side	P	N(3)	M	R	S
0,12	4	Q1E63M4A	123	219,5	1*M20	80	100	63	174	7	11	23	12,5	4	6201-2Z	6201-2Z	12*22*7	12*22*7	90	60	75	0	M5
0,18	2	Q1E63M2A	123	219,5	1*M20	80	100	63	174	7	11	23	12,5	4	6201-2Z	6201-2Z	12*22*7	12*22*7	90	60	75	0	M5
	4	Q1E63M4B	123	219,5	1*M20	80	100	63	174	7	11	23	12,5	4	6201-2Z	6201-2Z	12*22*7	12*22*7	90	60	75	0	M5
	6	Q1E71M6A	138	252,5	1*M20	90	112	71	190	7	14	30	16	5	6202-2Z	6202-2Z	15*24*5	15*24*5	105	70	85	0	M6
	8	Q1E80M8A	158	283,5	1*M20	100	125	80	195	10	19	40	21,5	6	6204-2Z	6204-2Z	20*30*7	20*30*7	120	80	100	0	M6
0,25	2	Q1E63M2B	123	219,5	1*M20	80	100	63	174	7	11	23	12,5	4	6201-2Z	6201-2Z	12*22*7	12*22*7	90	60	75	0	M5
	4	Q1E71M4A	138	252,5	1*M20	90	112	71	190	7	14	30	16	5	6202-2Z	6202-2Z	15*24*5	15*24*5	105	70	85	0	M6
	6	Q1E71M6B	138	252,5	1*M20	90	112	71	190	7	14	30	16	5	6202-2Z	6202-2Z	15*24*5	15*24*5	105	70	85	0	M6
	8	Q1E80M8B	158	283,5	1*M20	100	125	80	195	10	19	40	21,5	6	6204-2Z	6204-2Z	20*30*7	20*30*7	120	80	100	0	M6
0,37	2	Q1E63M2C	123	219,5	1*M20	80	100	63	174	7	11	23	12,5	4	6201-2Z	6201-2Z	12*22*7	12*22*7	90	60	75	0	M5
	2	Q1E71M2A	138	252,5	1*M20	90	112	71	190	7	14	30	16	5	6202-2Z	6202-2Z	15*24*5	15*24*5	105	70	85	0	M6
	4	Q1E71M4B	138	252,5	1*M20	90	112	71	190	7	14	30	16	5	6202-2Z	6202-2Z	15*24*5	15*24*5	105	70	85	0	M6
	6	Q1E80M6A	158	283,5	1*M20	100	125	80	195	10	19	40	21,5	6	6204-2Z	6204-2Z	20*30*7	20*30*7	120	80	100	0	M6
	8	Q1E90S8A	193	296,5	1*M25	100	140	90	222	10	24	50	27	8	6305-2Z	6205-2Z	25*40*7	25*40*7	140	95	115	0	M8
0,55	2	Q1E71M2B	138	252,5	1*M20	90	112	71	190	7	14	30	16	5	6202-2Z	6202-2Z	15*24*5	15*24*5	105	70	85	0	M6
	4	Q1E71M4C	138	252,5	1*M20	90	112	71	190	7	14	30	16	5	6202-2Z	6202-2Z	15*24*5	15*24*5	105	70	85	0	M6
	4	Q1E80M4A	158	283,5	1*M20	100	125	80	195	10	19	40	21,5	6	6204-2Z	6204-2Z	20*30*7	20*30*7	120	80	100	0	M6
	6	Q1E80M6B	158	283,5	1*M20	100	125	80	195	10	19	40	21,5	6	6204-2Z	6204-2Z	20*30*7	20*30*7	120	80	100	0	M6
	8	Q1E90L8A	193	316,5	1*M25	125	140	90	222	10	24	50	27	8	6305-2Z	6205-2Z	25*40*7	25*40*7	140	95	115	0	M8
0,75	2	Q1E71M2C	138	252,5	1*M20	90	112	71	190	7	14	30	16	5	6202-2Z	6202-2Z	15*24*5	15*24*5	105	70	85	0	M6
	2	Q1E80M2A	158	283,5	1*M20	100	125	80	195	10	19	40	21,5	6	6204-2Z	6204-2Z	20*30*7	20*30*7	120	80	100	0	M6
	4	Q1E80M4B	158	283,5	1*M20	100	125	80	195	10	19	40	21,5	6	6204-2Z	6204-2Z	20*30*7	20*30*7	120	80	100	0	M6
	6	Q1E90S6A	193	296,5	1*M25	100	140	90	222	10	24	50	27	8	6305-2Z	6205-2Z	25*40*7	25*40*7	140	95	115	0	M8
	8	Q1E100L8A	217	352,0	1*M25	140	160	100	241	12	28	60	31	8	6306-2Z	6205-2Z	30*47*7	25*40*7	160	110	130	0	M8
1,1	2	Q1E71M2D	138	252,5	1*M20	90	112	71	190	7	14	30	16	5	6202-2Z	6202-2Z	15*24*5	15*24*5	105	70	85	0	M6
	2	Q1E80M2B	158	283,5	1*M20	100	125	80	195	10	19	40	21,5	6	6204-2Z	6204-2Z	20*30*7	20*30*7	120	80	100	0	M6
	4	Q1E80M4C	158	283,5	1*M20	100	125	80	195	10	19	40	21,5	6	6204-2Z	6204-2Z	20*30*7	20*30*7	120	80	100	0	M6
	4	Q1E90S4A	193	296,5	1*M25	100	140	90	222	10	24	50	27	8	6305-2Z	6205-2Z	25*40*7	25*40*7	140	95	115	0	M8
	6	Q1E90L6B	193	316,5	1*M25	125	140	90	222	10	24	50	27	8	6305-2Z	6205-2Z	25*40*7	25*40*7	140	95	115	0	M8
	8	Q1E100L8B	217	352,0	1*M25	140	160	100	241	12	28	60	31	8	6306-2Z	6205-2Z	30*47*7	25*40*7	160	110	130	0	M8
1,5	2	Q1E80M2C	158	283,5	1*M20	100	125	80	195	10	19	40	21,5	6	6204-2Z	6204-2Z	20*30*7	20*30*7	120	80	100	0	M6
	4	Q1E80M4D	158	283,5	1*M20	100	125	80	195	10	19	40	21,5	6	6204-2Z	6204-2Z	20*30*7	20*30*7	120	80	100	0	M6
	2	Q1E90S2A	193	296,5	1*M25	100	140	90	222	10	24	50	27	8	6305-2Z	6205-2Z	25*40*7	25*40*7	140	95	115	0	M8
	4	Q1E90L4A	193	316,5	1*M25	125	140	90	222	10	24	50	27	8	6305-2Z	6205-2Z	25*40*7	25*40*7	140	95	115	0	M8
	6	Q1E100L6A	217	352,0	1*M25	140	160	100	241	12	28	60	31	8	6306-2Z	6205-2Z	30*47*7	25*40*7	160	110	130	0	M8
	8	Q1E112M8A	232	396,0	2*M25	140	190	112	261	12	28	60	31	8	6306-2Z	6206-2Z	30*47*7	30*47*7	160	110	130	0	M8

DIMENSION - B14a, B34a

			Main Dimensions			Foot Mounted Motors					Shaft				Bearing		Seal		Flange (FC) (B14a)				
Power (kW)	Number of Poles	Motor Type	AC	L	O	B	A	H	HD	K	D(1)	E	GA	F(2)	Drive Side	Non drive Side	Drive Side	Non drive Side	P	N(3)	M	R	S
2,2	2	Q1E80M2D	158	283,5	1*M20	100	125	80	195	10	19	40	21,5	6	6204-2Z	6204-2Z	20*30*7	20*30*7	120	80	100	0	M6
	2	Q1E90L2A	193	316,5	1*M25	125	140	90	222	10	24	50	27	8	6305-2Z	6205-2Z	25*40*7	25*40*7	140	95	115	0	M8
	4	Q1E90L4C	193	316,5	1*M25	125	140	90	222	10	24	50	27	8	6305-2Z	6205-2Z	25*40*7	25*40*7	140	95	115	0	M8
	4	Q1E100L4A	217	352,0	1*M25	140	160	100	241	12	28	60	31	8	6306-2Z	6205-2Z	30*47*7	25*40*7	160	110	130	0	M8
	6	Q1E112M6A	232	395,5	2*M25	140	190	112	261	12	28	60	31	8	6306-2Z	6206-2Z	30*47*7	30*47*7	160	110	130	0	M8
	8	Q1E132S8B	279	440,5	2*M32	140	216	132	314	12	38	80	41	10	6208-2Z	6208-2Z	40*62*10	40*62*10	200	130	165	0	M10
3	2	Q1E90L2C	193	316,5	1*M25	125	140	90	222	10	24	50	27	8	6305-2Z	6205-2Z	25*40*7	25*40*7	140	95	115	0	M8
	4	Q1E90L4D	193	344,5	1*M25	125	140	90	222	10	24	50	27	8	6305-2Z	6205-2Z	25*40*7	25*40*7	140	95	115	0	M8
	2	Q1E100L2A	217	352,0	1*M25	140	160	100	241	12	28	60	31	8	6306-2Z	6205-2Z	30*47*7	25*40*7	160	110	130	0	M8
	4	Q1E100L4B	217	352,,	1*M25	140	160	100	241	12	28	60	31	8	6306-2Z	6205-2Z	30*47*7	25*40*7	160	110	130	0	M8
	6	Q1E132S6B	279	440,5	2*M32	140	216	132	314	12	38	80	41	10	6208-2Z	6208-2Z	40*62*10	40*62*10	200	130	165	0	M10
	8	Q1E132M8A	279	475,5	2*M32	178	216	132	314	12	38	80	41	10	6208-2Z	6208-2Z	40*62*10	40*62*10	200	130	165	0	M10
4	2	Q1E100L2C	217	352,0	1*M25	140	160	100	241	12	28	60	31	8	6306-2Z	6205-2Z	30*47*7	25*40*7	160	110	130	0	M8
	4	Q1E100L4C	217	352,0	1*M25	140	160	100	241	12	28	60	31	8	6306-2Z	6205-2Z	30*47*7	25*40*7	160	110	130	0	M8
	2	Q1E112M2A	232	395,5	2*M25	140	190	112	261	12	28	60	31	8	6306-2Z	6206-2Z	30*47*7	30*47*7	160	110	130	0	M8
	4	Q1E112M4B	232	395,5	2*M25	140	190	112	261	12	28	60	31	8	6306-2Z	6206-2Z	30*47*7	30*47*7	160	110	130	0	M8
	6	Q1E132M6A	279	475,5	2*M32	178	216	132	314	12	38	80	41	10	6208-2Z	6208-2Z	40*62*10	40*62*10	200	130	165	0	M10
5,5	2	Q1E112M2C	232	395,5	2*M25	140	190	112	261	12	28	60	31	8	6306-2Z	6206-2Z	30*47*7	30*47*7	160	110	130	0	M8
	2	Q1E132S2A	279	440,5	2*M32	140	216	132	314	12	38	80	41	10	6208-2Z	6208-2Z	40*62*10	40*62*10	200	130	165	0	M10
	4	Q1E112M4C	232	395,5	2*M25	140	190	112	261	12	28	60	31	8	6306-2Z	6206-2Z	30*47*7	30*47*7	160	110	130	0	M8
	4	Q1E132S4C	279	440,5	2*M32	140	216	132	314	12	38	80	41	10	6208-2Z	6208-2Z	40*62*10	40*62*10	200	130	165	0	M10
	6	Q1E132M6B	279	475,5	2*M32	178	216	132	314	12	38	80	41	10	6208-2Z	6208-2Z	40*62*10	40*62*10	200	130	165	0	M10
7,5	2	Q1E112M2D	232	395,5	2*M25	140	190	112	261	12	28	60	31	8	6306-2Z	6206-2Z	30*47*7	30*47*7	160	110	130	0	M8
	2	Q1E132S2C	279	440,5	2*M32	140	216	132	314	12	38	80	41	10	6208-2Z	6208-2Z	40*62*10	40*62*10	200	130	165	0	M10
	4	Q1E132M4B	279	475,5	2*M32	178	216	132	314	12	38	80	41	10	6208-2Z	6208-2Z	40*62*10	40*62*10	200	130	165	0	M10
11	2	Q1E132M2A	279	476,0	2*M32	178	216	132	314	12	38	80	41	10	6208-2Z	6208-2Z	40*62*10	40*62*10	200	130	165	0	M10
	4	Q1E132M4C	279	475,5	2*M32	178	216	132	314	12	38	80	41	10	6208-2Z	6208-2Z	40*62*10	40*62*10	200	130	165	0	M10

(1) Tolerance DIN EN 50347 "j6" up to 28mm, "k6" above 28mm
(2) According to DIN 6885
(3) Tolerance DIN EN 50347 "j6"

DIMENSION - B14b, B34b

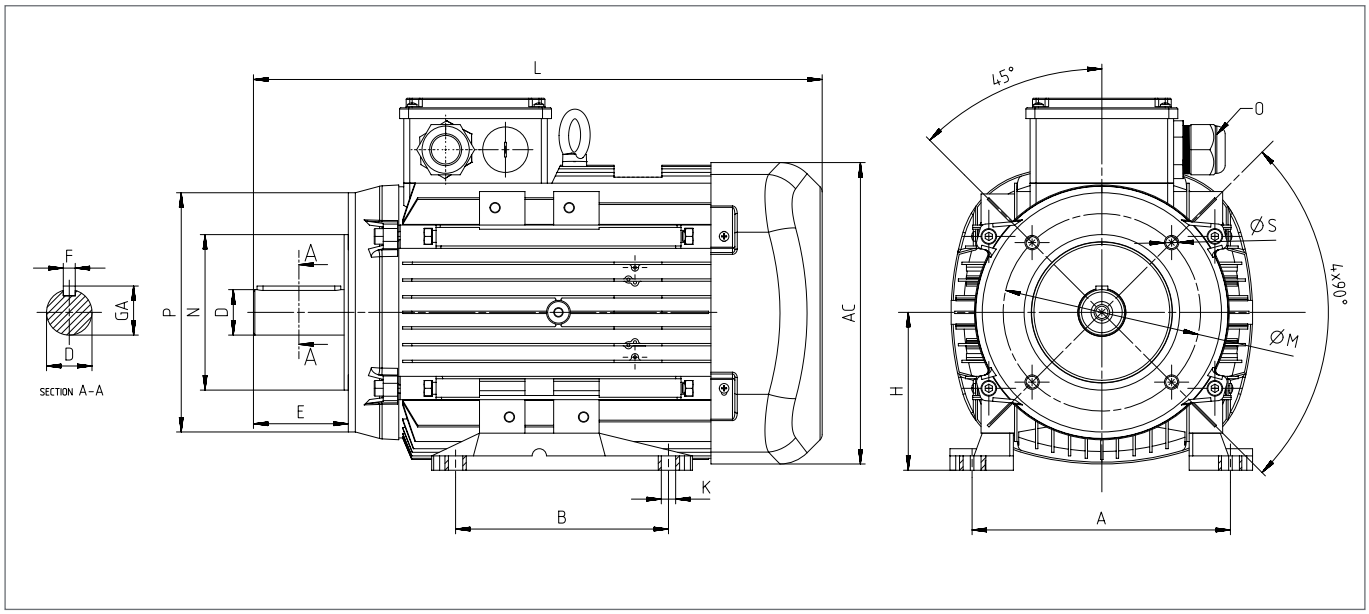

			Main Dimensions			Foot Mounted Motors					Shaft				Bearing		Seal		Flange (FB) (B14b)				
Power (kW)	Number of Poles	Motor Type	AC	L	O	B	A	H	HD	K	D(1)	E	GA	F(2)	Drive Side	Non drive Side	Drive Side	Non drive Side	P	N(3)	M	R	S
0,12	4	Q1E63M4A	123	219,5	1*M20	80	100	63	174	7	11	23	12,5	4	6201-2Z	6201-2Z	12*22*7	12*22*7	120	80	100	0	M6
0,18	2	Q1E63M2A	123	219,5	1*M20	80	100	63	174	7	11	23	12,5	4	6201-2Z	6201-2Z	12*22*7	12*22*7	120	80	100	0	M6
	4	Q1E63M4B	123	219,5	1*M20	80	100	63	174	7	11	23	12,5	4	6201-2Z	6201-2Z	12*22*7	12*22*7	120	80	100	0	M6
	6	Q1E71M6A	138	252,5	1*M20	90	112	71	190	7	14	30	16	5	6202-2Z	6202-2Z	15*24*5	15*24*5	140	95	115	0	M8
	8	Q1E80M8A	158	283,5	1*M20	100	125	80	195	10	19	40	21,5	6	6204-2Z	6204-2Z	20*30*7	20*30*7	160	110	130	0	M8
0,25	2	Q1E63M2B	123	219,5	1*M20	80	100	63	174	7	11	23	12,5	4	6201-2Z	6201-2Z	12*22*7	12*22*7	120	80	100	0	M6
	4	Q1E71M4A	138	252,5	1*M20	90	112	71	190	7	14	30	16	5	6202-2Z	6202-2Z	15*24*5	15*24*5	140	95	115	0	M8
	6	Q1E71M6B	138	252,5	1*M20	90	112	71	190	7	14	30	16	5	6202-2Z	6202-2Z	15*24*5	15*24*5	140	95	115	0	M8
	8	Q1E80M8B	158	283,5	1*M20	100	125	80	195	10	19	40	21,5	6	6204-2Z	6204-2Z	20*30*7	20*30*7	160	110	130	0	M8
0,37	2	Q1E63M2C	123	219,5	1*M20	80	100	63	174	7	11	23	12,5	4	6201-2Z	6201-2Z	12*22*7	12*22*7	120	80	100	0	M6
	2	Q1E71M2A	138	252,5	1*M20	90	112	71	190	7	14	30	16	5	6202-2Z	6202-2Z	15*24*5	15*24*5	140	95	115	0	M8
	4	Q1E71M4B	138	252,5	1*M20	90	112	71	190	7	14	30	16	5	6202-2Z	6202-2Z	15*24*5	15*24*5	140	95	115	0	M8
	6	Q1E80M6A	158	283,5	1*M20	100	125	80	195	10	19	40	21,5	6	6204-2Z	6204-2Z	20*30*7	20*30*7	160	110	130	0	M8
	8	Q1E90S8A	193	296,5	1*M25	100	140	90	222	10	24	50	27	8	6305-2Z	6205-2Z	25*40*7	25*40*7	160	110	130	0	M8
0,55	2	Q1E71M2B	138	252,5	1*M20	90	112	71	190	7	14	30	16	5	6202-2Z	6202-2Z	15*24*5	15*24*5	140	95	115	0	M8
	4	Q1E71M4C	138	252,5	1*M20	90	112	71	190	7	14	30	16	5	6202-2Z	6202-2Z	15*24*5	15*24*5	140	95	115	0	M8
	4	Q1E80M4A	158	283,5	1*M20	100	125	80	195	10	19	40	21,5	6	6204-2Z	6204-2Z	20*30*7	20*30*7	160	110	130	0	M8
	6	Q1E80M6B	158	283,5	1*M20	100	125	80	195	10	19	40	21,5	6	6204-2Z	6204-2Z	20*30*7	20*30*7	160	110	130	0	M8
	8	Q1E90L8A	193	316,5	1*M25	125	140	90	222	10	24	50	27	8	6305-2Z	6205-2Z	25*40*7	25*40*7	160	110	130	0	M8
0,75	2	Q1E71M2C	138	252,5	1*M20	90	112	71	190	7	14	30	16	5	6202-2Z	6202-2Z	15*24*5	15*24*5	140	95	115	0	M8
	2	Q1E80M2A	158	283,5	1*M20	100	125	80	195	10	19	40	21,5	6	6204-2Z	6204-2Z	20*30*7	20*30*7	160	110	130	0	M8
	4	Q1E80M4B	158	283,5	1*M20	100	125	80	195	10	19	40	21,5	6	6204-2Z	6204-2Z	20*30*7	20*30*7	160	110	130	0	M8
	6	Q1E90S6A	193	296,5	1*M25	100	140	90	222	10	24	50	27	8	6305-2Z	6205-2Z	25*40*7	25*40*7	160	110	130	0	M8
	8	Q1E100L8A	217	352,0	1*M25	140	160	100	241	12	28	60	31	8	6306-2Z	6205-2Z	30*47*7	25*40*7	200	130	165	0	M10
1,1	2	Q1E71M2D	138	252,5	1*M20	90	112	71	190	7	14	30	16	5	6202-2Z	6202-2Z	15*24*5	15*24*5	140	95	115	0	M8
	2	Q1E80M2B	158	283,5	1*M20	100	125	80	195	10	19	40	21,5	6	6204-2Z	6204-2Z	20*30*7	20*30*7	160	110	130	0	M8
	4	Q1E80M4C	158	283,5	1*M20	100	125	80	195	10	19	40	21,5	6	6204-2Z	6204-2Z	20*30*7	20*30*7	160	110	130	0	M8
	4	Q1E90S4A	193	296,5	1*M25	100	140	90	222	10	24	50	27	8	6305-2Z	6205-2Z	25*40*7	25*40*7	160	110	130	0	M8
	6	Q1E90L6B	193	316,5	1*M25	125	140	90	222	10	24	50	27	8	6305-2Z	6205-2Z	25*40*7	25*40*7	160	110	130	0	M8
	8	Q1E100L8B	217	352,0	1*M25	140	160	100	241	12	28	60	31	8	6306-2Z	6205-2Z	30*47*7	25*40*7	200	130	165	0	M10
1,5	2	Q1E80M2C	158	283,5	1*M20	100	125	80	195	10	19	40	21,5	6	6204-2Z	6204-2Z	20*30*7	20*30*7	160	110	130	0	M8
	4	Q1E80M4D	158	283,5	1*M20	100	125	80	195	10	19	40	21,5	6	6204-2Z	6204-2Z	20*30*7	20*30*7	160	110	130	0	M8
	2	Q1E90S2A	193	296,5	1*M25	100	140	90	222	10	24	50	27	8	6305-2Z	6205-2Z	25*40*7	25*40*7	160	110	130	0	M8
	4	Q1E90L4A	193	316,5	1*M25	125	140	90	222	10	24	50	27	8	6305-2Z	6205-2Z	25*40*7	25*40*7	160	110	130	0	M8
	6	Q1E100L6A	217	352,0	1*M25	140	160	100	241	12	28	60	31	8	6306-2Z	6205-2Z	30*47*7	25*40*7	200	130	165	0	M10
	8	Q1E112M8A	232	396,0	2*M25	140	190	112	261	12	28	60	31	8	6306-2Z	6206-2Z	30*47*7	30*47*7	200	130	165	0	M10

DIMENSION - B14b, B34b

			Main Dimensions			Foot Mounted Motors					Shaft				Bearing		Seal		Flange (FB) (B14b)				
Power (kW)	Number of Poles	Motor Type	AC	L	O	B	A	H	HD	K	D(1)	E	GA	F(2)	Drive Side	Non drive Side	Drive Side	Non drive Side	P	N(3)	M	R	S
2,2	2	Q1E80M2D	158	283,5	1*M20	100	125	80	195	10	19	40	21,5	6	6204-2Z	6204-2Z	20*30*7	20*30*7	160	110	130	0	M8
	2	Q1E90L2A	193	316,5	1*M25	125	140	90	222	10	24	50	27	8	6305-2Z	6205-2Z	25*40*7	25*40*7	160	110	130	0	M8
	4	Q1E90L4C	193	316,5	1*M25	125	140	90	222	10	24	50	27	8	6305-2Z	6205-2Z	25*40*7	25*40*7	160	110	130	0	M8
	4	Q1E100L4A	217	352,0	1*M25	140	160	100	241	12	28	60	31	8	6306-2Z	6205-2Z	30*47*7	25*40*7	200	130	165	0	M10
	6	Q1E112M6A	232	395,5	2*M25	140	190	112	261	12	28	60	31	8	6306-2Z	6206-2Z	30*47*7	30*47*7	200	130	165	0	M10
	8	Q1E132S8B	279	440,5	2*M32	140	216	132	314	12	38	80	41	10	6208-2Z	6208-2Z	40*62*10	40*62*10	160	110	130	0	M8
3	2	Q1E90L2C	193	316,5	1*M25	125	140	90	222	10	24	50	27	8	6305-2Z	6205-2Z	25*40*7	25*40*7	160	110	130	0	M8
	4	Q1E90L4D	193	344,5	1*M25	125	140	90	222	10	24	50	27	8	6305-2Z	6205-2Z	25*40*7	25*40*7	160	110	130	0	M8
	2	Q1E100L2A	217	352,0	1*M25	140	160	100	241	12	28	60	31	8	6306-2Z	6205-2Z	30*47*7	25*40*7	200	130	165	0	M10
	4	Q1E100L4B	217	352,0	1*M25	140	160	100	241	12	28	60	31	8	6306-2Z	6205-2Z	30*47*7	25*40*7	200	130	165	0	M10
	6	Q1E132S6B	279	440,5	2*M32	140	216	132	314	12	38	80	41	10	6208-2Z	6208-2Z	40*62*10	40*62*10	250	180	215	0	M12 or 15
	8	Q1E132M8A	279	475,5	2*M32	178	216	132	314	12	38	80	41	10	6208-2Z	6208-2Z	40*62*10	40*62*10	250	180	215	0	M12 or 15
4	2	Q1E100L2C	217	352,0	1*M25	140	160	100	241	12	28	60	31	8	6306-2Z	6205-2Z	30*47*7	25*40*7	200	130	165	0	M10
	4	Q1E100L4C	217	352,0	1*M25	140	160	100	241	12	28	60	31	8	6306-2Z	6205-2Z	30*47*7	25*40*7	200	130	165	0	M10
	2	Q1E112M2A	232	395,5	2*M25	140	190	112	261	12	28	60	31	8	6306-2Z	6206-2Z	30*47*7	30*47*7	200	130	165	0	M10
	4	Q1E112M4B	232	395,5	2*M25	140	190	112	261	12	28	60	31	8	6306-2Z	6206-2Z	30*47*7	30*47*7	200	130	165	0	M10
	6	Q1E132M6A	279	475,5	2*M32	178	216	132	314	12	38	80	41	10	6208-2Z	6208-2Z	40*62*10	40*62*10	250	180	215	0	M12 or 15
5,5	2	Q1E112M2C	232	395,5	2*M25	140	190	112	261	12	28	60	31	8	6306-2Z	6206-2Z	30*47*7	30*47*7	200	130	165	0	M10
	2	Q1E132S2A	279	440,5	2*M32	140	216	132	314	12	38	80	41	10	6208-2Z	6208-2Z	40*62*10	40*62*10	250	180	215	0	M12 or 15
	4	Q1E112M4C	232	395,5	2*M25	140	190	112	261	12	28	60	31	8	6306-2Z	6206-2Z	30*47*7	30*47*7	200	130	165	0	M10
	4	Q1E132S4C	279	440,5	2*M32	140	216	132	314	12	38	80	41	10	6208-2Z	6208-2Z	40*62*10	40*62*10	250	180	215	0	M12 or 15
	6	Q1E132M6B	279	475,5	2*M32	178	216	132	314	12	38	80	41	10	6208-2Z	6208-2Z	40*62*10	40*62*10	250	180	215	0	M12 or 15
7,5	2	Q1E112M2D	232	395,5	2*M25	140	190	112	261	12	28	60	31	8	6306-2Z	6206-2Z	30*47*7	30*47*7	200	130	165	0	M10
	2	Q1E132S2C	279	440,5	2*M32	140	216	132	314	12	38	80	41	10	6208-2Z	6208-2Z	40*62*10	40*62*10	250	180	215	0	M12 or 15
	4	Q1E132M4B	279	475,5	2*M32	178	216	132	314	12	38	80	41	10	6208-2Z	6208-2Z	40*62*10	40*62*10	250	180	215	0	M12 or 15
11	2	Q1E132M2A	279	476,0	2*M32	178	216	132	314	12	38	80	41	10	6208-2Z	6208-2Z	40*62*10	40*62*10	250	180	215	0	M12 or 15
	4	Q1E132M4C	279	475,5	2*M32	178	216	132	314	12	38	80	41	10	6208-2Z	6208-2Z	40*62*10	40*62*10	250	180	215	0	M12 or 15

(1) Tolerance DIN EN 50347 "j6" up to 28mm, "k6" above 28mm
(2) According to DIN 6885
(3) Tolerance DIN EN 50347 "j6"

Our inverter integrated motors are between 0,55-22,0 kW, and they are available from 80 to 200 frames.

One of the main advantage of this type is that the motor parameters for inverter are setted and by ourself and there is no effect of cable between inverter and motor that can reduce motors' insulation life.

Motor power [kW]	0,55	0,75	1,1	1,5	2,2	3	4	5,5	7,5	11	15	18,5	22
Supply voltage [V]	3~ 400 V (-15%)... 480 V (+10%), 50/60 Hz												
Effective nominal current [A] (at 400V/8 kHz)	1,7	2,3	3,1	4	5,6	7,5	9,5	13	17,8	28,0	34,0	40,0	48,0
Maximum effective current with time [%]	150% for 60 Seconds												
Switching frequency [kHz]	4, 8, 16 (factory setting: 8 kHz)												
Rotating field frequency [kHz]	0 ... 400												
Ambient temperature for power rating [°C]	-10 to +40												
Process control	PID controller, freely configurable												
Protective functions	Undervoltage, overvoltage, I2t limitation, short circuits, motor temperature, inverter temperature, stall protection												

High Efficiency (IE2/IE3 + Inverter)

Perfect macthing of motor and inverter

Solutions for specific applications

High temperature and vibration resistance

TECHNICAL SPECIFICATIONS

- Perfect combination with IE2 and IE3 motors
- Energy saving function, catch-on-fly function, PID on board
- Standard independence from motor fan
- User friendly MMI (M12 interface on board)
- 24V/100mA (160 mA) switching power supply integrated
- Very high durability through innovative DC bus
- Performance optimized flux reduction
- No power losses in the capacitor
- No aging of the capacitors, thus long-term storage without maintenance possible
- Almost unlimited ripple current persistency
- Less distortion in the power grid (less losses in the EMC filter and rectifier)
- Small construction volume
- Reduced weight
- Very good vibration resistance
- Very low leakage currents (<3.5 mA), thus application on 30mA FI (RCD Type B) possible

PAINTING

Our inverter entegrated motors are painted with a black protective paint according to RAL 9005 (black).

DIMENSION - B3

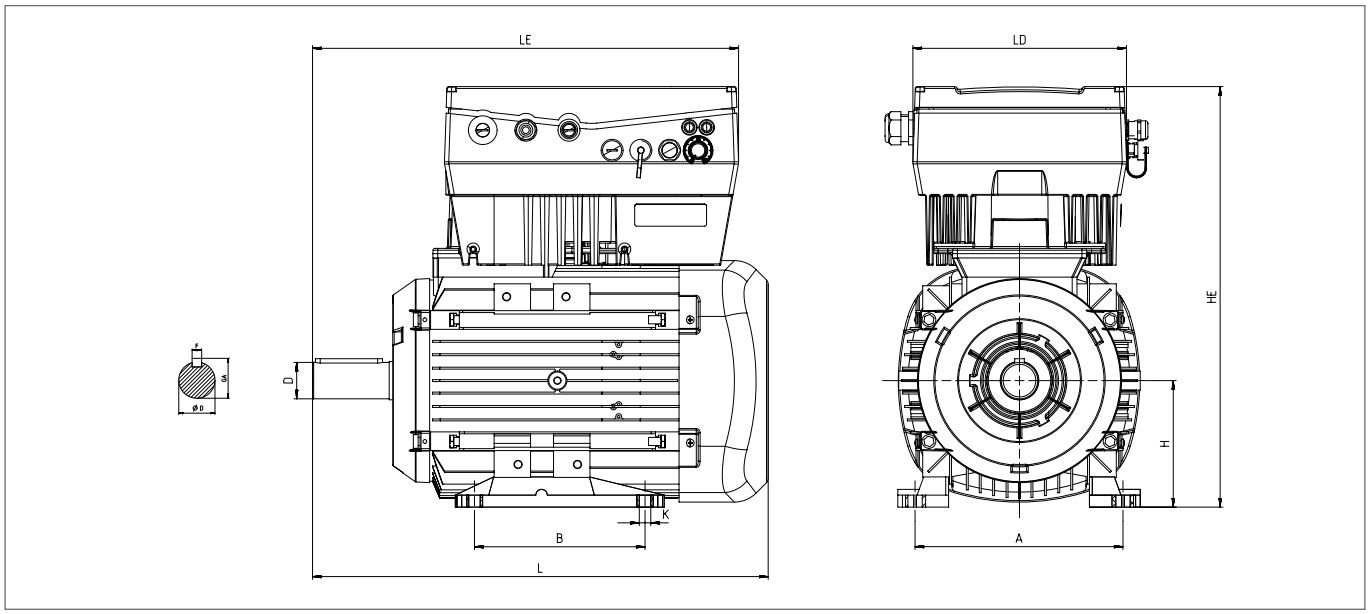

				Main Dimensions			Foot Mounted Motors					Shaft				Bearing		Seal	
Power (kW)	Number of Pole	Motor Type	Housing Type	LD	L	LE	B	A	H	HE	K	D(1)	E	GA	F(2)	Drive Side	Non drive Side	Drive Side	Non drive Side
0,75	2	Q3D80M2C	Aluminium	189	283,5	365	100	125	80	290	10	19	40	21,5	6	6204-2Z	6204-2Z	20*30*7	20*30*7
	4	Q3D80M4D	Aluminium	189	283,5	365	100	125	80	290	10	19	40	21,5	6	6204-2Z	6204-2Z	20*30*7	20*30*7
1,1	2	Q3D80M2D	Aluminium	189	283,5	365	100	125	80	290	10	19	40	21,5	6	6204-2Z	6204-2Z	20*30*7	20*30*7
	4	Q3D90L4C	Aluminium	189	316,5	316,5	100	140	90	311	10	24	50	27	8	6305-2Z	6205-2Z	25*40*7	25*40*7
1,5	2	Q3D90L2C	Aluminium	189	316,5	316,5	100	140	90	311	10	24	50	27	8	6305-2Z	6205-2Z	25*40*7	25*40*7
	4	Q3D90L4D	Aluminium	189	316,5	316,5	100	140	90	311	10	24	50	27	8	6305-2Z	6205-2Z	25*40*7	25*40*7
2,2	2	Q3D90L2D	Aluminium	189	316,5	316,5	100	140	90	311	10	24	50	27	8	6305-2Z	6205-2Z	25*40*7	25*40*7
	4	Q3D100L4C	Aluminium	189	352,0	370	140	160	100	330,5	12	28	60	31	8	6306-2Z	6205-2Z	30*47*7	25*40*7
3	2	Q3D100L2C	Aluminium	189	352,0	370	140	160	100	330,5	12	28	60	31	8	6306-2Z	6205-2Z	30*47*7	25*40*7
	4	Q3D100L4D	Aluminium	189	352,0	370	140	160	100	330,5	12	28	60	31	8	6306-2Z	6205-2Z	30*47*7	25*40*7
4	2	Q3D112M2C	Aluminium	189	395,5	395,5	140	190	112	332,5	12	28	60	31	8	6306-2Z	6206-2Z	30*47*7	30*47*7
	4	Q3D112M4C	Aluminium	189	395,5	395,5	140	190	112	332,5	12	28	60	31	8	6306-2Z	6206-2Z	30*47*7	30*47*7
5,5	2	Q3D132S2C	Aluminium	223	475,5	475,5	178	216	132	314	12	38	80	41	10	6208-2Z	6208-2Z	40*62*10	40*62*10
	4	Q3D132M4B	Aluminium	223	475,5	475,5	178	216	132	314	12	38	80	41	10	6208-2Z	6208-2Z	40*62*10	40*62*10
7,5	2	Q3D132M2A	Aluminium	223	475,5	475,5	178	216	132	314	12	38	80	41	10	6208-2Z	6208-2Z	40*62*10	40*62*10
	4	Q3D132M4C	Aluminium	223	475,5	475,5	178	216	132	314	12	38	80	41	10	6208-2Z	6208-2Z	40*62*10	40*62*10

(1) Tolerance DIN EN 50347 "j6" up to 28mm, "k6" above 28mm
(2) According to DIN 6885
Please contact with us for motors above 7,5kW.

DIMENSION - B5

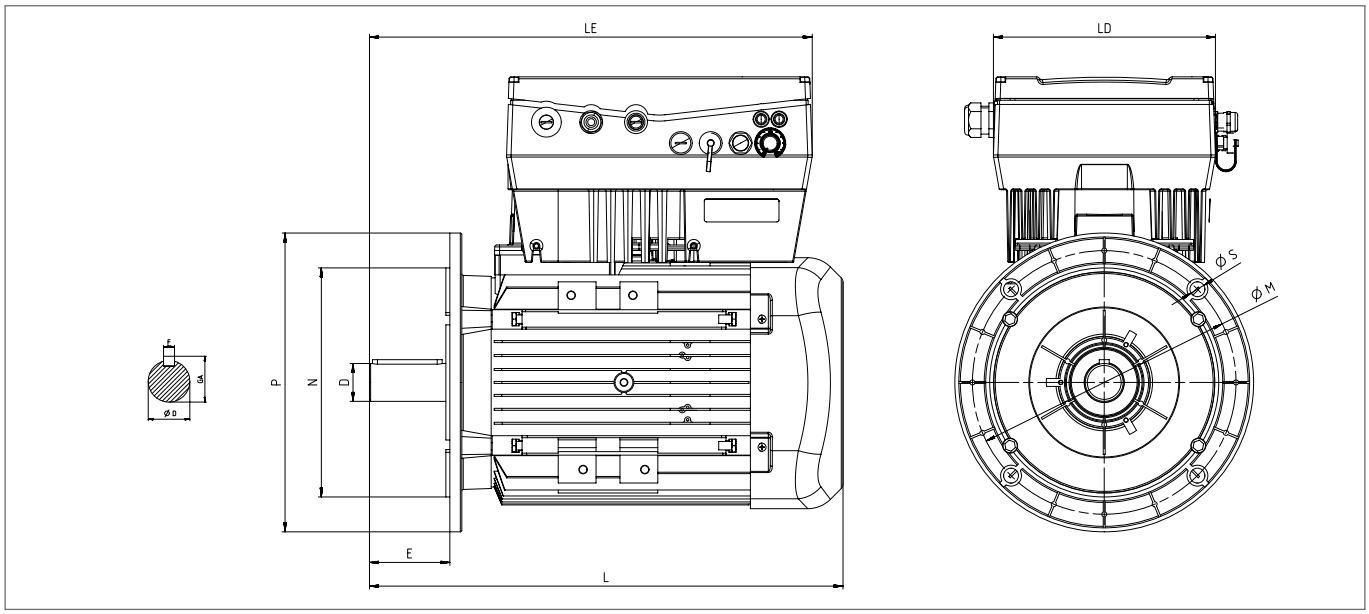

				Main Dimensions			Foot Mounted Motors					Shaft				Bearing		Seal		Flange (FA) (B5)				
Power (kW)	Number of Poles	Motor Type	Housing Type	LD	L	LE	B	A	H	HE	K	D(1)	E	GA	F(2)	Drive Side	Non drive Side	Drive Side	Non drive Side	P	N(3)	M	R	S
0,75	2	Q3D80M2C	Aluminium	189	283,5	365,0	100	125	80	290	10	19	40	21,5	6	6204-2Z	6204-2Z	20*30*7	20*30*7	200	130	165	0	12
	4	Q3D80M4D	Aluminium	189	283,5	365,0	100	125	80	290	10	19	40	21,5	6	6204-2Z	6204-2Z	20*30*7	20*30*7	200	130	165	0	12
1,1	2	Q3D80M2D	Aluminium	189	283,5	365,0	100	125	80	290	10	19	40	21,5	6	6204-2Z	6204-2Z	20*30*7	20*30*7	200	130	165	0	12
	4	Q3D90L4C	Aluminium	189	316,5	316,5	100	140	90	311	10	24	50	27	8	6305-2Z	6205-2Z	25*40*7	25*40*7	200	130	165	0	12
1,5	2	Q3D90L2C	Aluminium	189	316,5	316,5	100	140	90	311	10	24	50	27	8	6305-2Z	6205-2Z	25*40*7	25*40*7	200	130	165	0	12
	4	Q3D90L4D	Aluminium	189	316,5	316,5	100	140	90	311	10	24	50	27	8	6305-2Z	6205-2Z	25*40*7	25*40*7	200	130	165	0	12
2,2	2	Q3D90L2D	Aluminium	189	316,5	316,5	100	140	90	311	10	24	50	27	8	6305-2Z	6205-2Z	25*40*7	25*40*7	200	130	165	0	12
	4	Q3D100L4C	Aluminium	189	352,0	370,0	140	160	100	330,5	12	28	60	31	8	6306-2Z	6205-2Z	30*47*7	25*40*7	250	180	215	0	15
3	2	Q3D100L2C	Aluminium	189	352,0	370,0	140	160	100	330,5	12	28	60	31	8	6306-2Z	6205-2Z	30*47*7	25*40*7	250	180	215	0	15
	4	Q3D100L4D	Aluminium	189	352,0	370,0	140	160	100	330,5	12	28	60	31	8	6306-2Z	6205-2Z	30*47*7	25*40*7	250	180	215	0	15
4	2	Q3D112M2C	Aluminium	189	395,5	395,5	140	190	112	332,5	12	28	60	31	8	6306-2Z	6206-2Z	30*47*7	30*47*7	250	180	215	0	15
	4	Q3D112M4C	Aluminium	189	395,5	395,5	140	190	112	332,5	12	28	60	31	8	6306-2Z	6206-2Z	30*47*7	30*47*7	250	180	215	0	15
5,5	2	Q3D132S2C	Aluminium	223	475,5	475,5	178	216	132	314	12	38	80	41	10	6208-2Z	6208-2Z	40*62*10	40*62*10	300	230	265	0	15
	4	Q3D132M4B	Aluminium	223	475,5	475,5	178	216	132	314	12	38	80	41	10	6208-2Z	6208-2Z	40*62*10	40*62*10	300	230	265	0	15
7,5	2	Q3D132M2A	Aluminium	223	475,5	475,5	178	216	132	314	12	38	80	41	10	6208-2Z	6208-2Z	40*62*10	40*62*10	300	230	265	0	15
	4	Q3D132M4C	Aluminium	223	475,5	475,5	178	216	132	314	12	38	80	41	10	6208-2Z	6208-2Z	40*62*10	40*62*10	300	230	265	0	15

(1) Tolerance DIN EN 50347 "j6" up to 28mm, "k6" above 28mm
(2) According to DIN 6885
(3) Tolerance DIN EN 50347 "j6"
Please contact with us for motors above 7,5kW.

DIMENSION - B14a

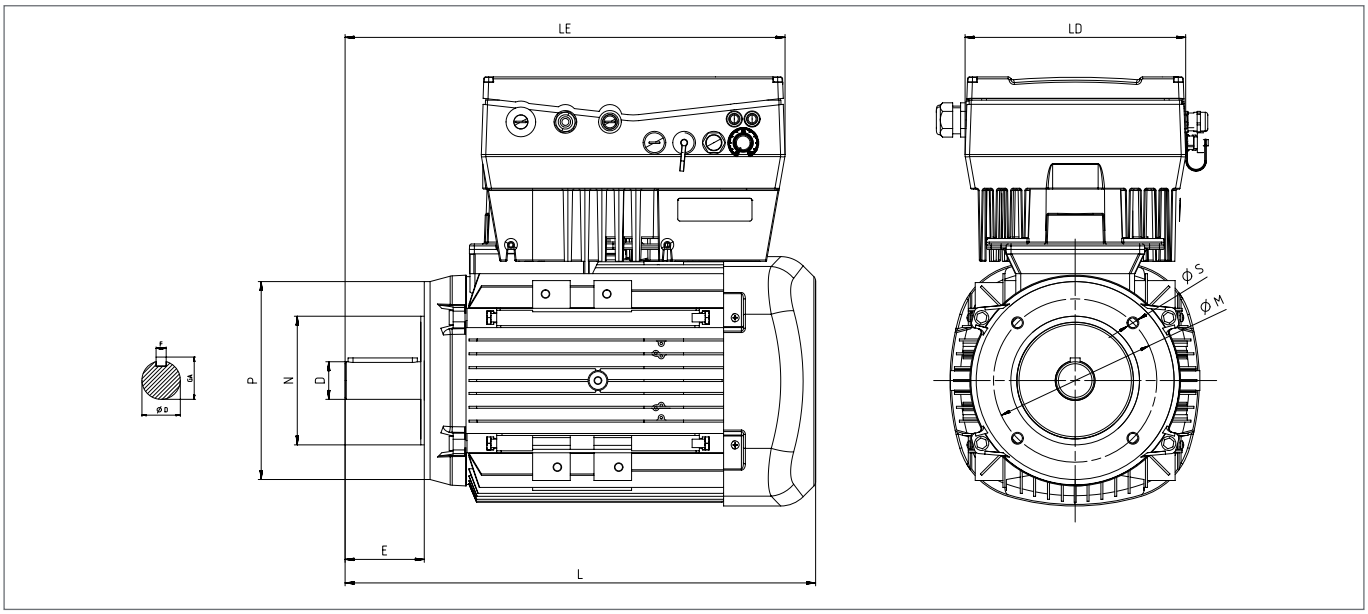

				Main Dimensions			Foot Mounted Motors					Shaft				Bearing		Seal		Flange (FC) (B14a)				
Power (kW)	Number of Poles	Motor Type	Housing Type	LD	L	LE	B	A	H	HE	K	D(1)	E	GA	F(2)	Drive Side	Non drive Side	Drive Side	Non drive Side	P	N(3)	M	R	S
0,75	2	Q3D80M2C	Aluminium	189	283,5	365	100	125	80	290	10	19	40	21,5	6	6204-2Z	6204-2Z	20*30*7	20*30*7	120	80	100	0	M6
	4	Q3D80M4D	Aluminium	189	283,5	365	100	125	80	290	10	19	40	21,5	6	6204-2Z	6204-2Z	20*30*7	20*30*7	120	80	100	0	M6
1,1	2	Q3D80M2D	Aluminium	189	283,5	365	100	125	80	290	10	19	40	21,5	6	6204-2Z	6204-2Z	20*30*7	20*30*7	120	80	100	0	M6
	4	Q3D90L4C	Aluminium	189	316,5	316,5	100	140	90	311	10	24	50	27	8	6305-2Z	6205-2Z	25*40*7	25*40*7	140	95	115	0	M8
1,5	2	Q3D90L2C	Aluminium	189	316,5	316,5	100	140	90	311	10	24	50	27	8	6305-2Z	6205-2Z	25*40*7	25*40*7	140	95	115	0	M8
	4	Q3D90L4D	Aluminium	189	316,5	316,5	100	140	90	311	10	24	50	27	8	6305-2Z	6205-2Z	25*40*7	25*40*7	140	95	115	0	M8
2,2	2	Q3D90L2D	Aluminium	189	316,5	316,5	100	140	90	311	10	24	50	27	8	6305-2Z	6205-2Z	25*40*7	25*40*7	140	95	115	0	M8
	4	Q3D100L4C	Aluminium	189	352,0	370	140	160	100	330,5	12	28	60	31	8	6306-2Z	6205-2Z	30*47*7	25*40*7	160	110	130	0	M8
3	2	Q3D100L2C	Aluminium	189	352,0	370	140	160	100	330,5	12	28	60	31	8	6306-2Z	6205-2Z	30*47*7	25*40*7	160	110	130	0	M8
	4	Q3D100L4D	Aluminium	189	352,0	370	140	160	100	330,5	12	28	60	31	8	6306-2Z	6205-2Z	30*47*7	25*40*7	160	110	130	0	M8
4	2	Q3D112M2C	Aluminium	189	395,5	395,5	140	190	112	332,5	12	28	60	31	8	6306-2Z	6206-2Z	30*47*7	30*47*7	160	110	130	0	M8
	4	Q3D112M4C	Aluminium	189	395,5	395,5	140	190	112	332,5	12	28	60	31	8	6306-2Z	6206-2Z	30*47*7	30*47*7	160	110	130	0	M8
5,5	2	Q3D132S2C	Aluminium	223	475,5	475,5	178	216	132	314	12	38	80	41	10	6208-2Z	6208-2Z	40*62*10	40*62*10	200	130	165	0	M10
	4	Q3D132M4B	Aluminium	223	475,5	475,5	178	216	132	314	12	38	80	41	10	6208-2Z	6208-2Z	40*62*10	40*62*10	200	130	165	0	M10
7,5	2	Q3D132M2A	Aluminium	223	475,5	475,5	178	216	132	314	12	38	80	41	10	6208-2Z	6208-2Z	40*62*10	40*62*10	200	130	165	0	M10
	4	Q3D132M4C	Aluminium	223	475,5	475,5	178	216	132	314	12	38	80	41	10	6208-2Z	6208-2Z	40*62*10	40*62*10	200	130	165	0	M10

(1) Tolerance DIN EN 50347 "j6" up to 28mm, "k6" above 28mm
(2) According to DIN 6885
(3) Tolerance DIN EN 50347 "j6"
Please contact with us for motors above 7,5kW.

DIMENSION - B14b

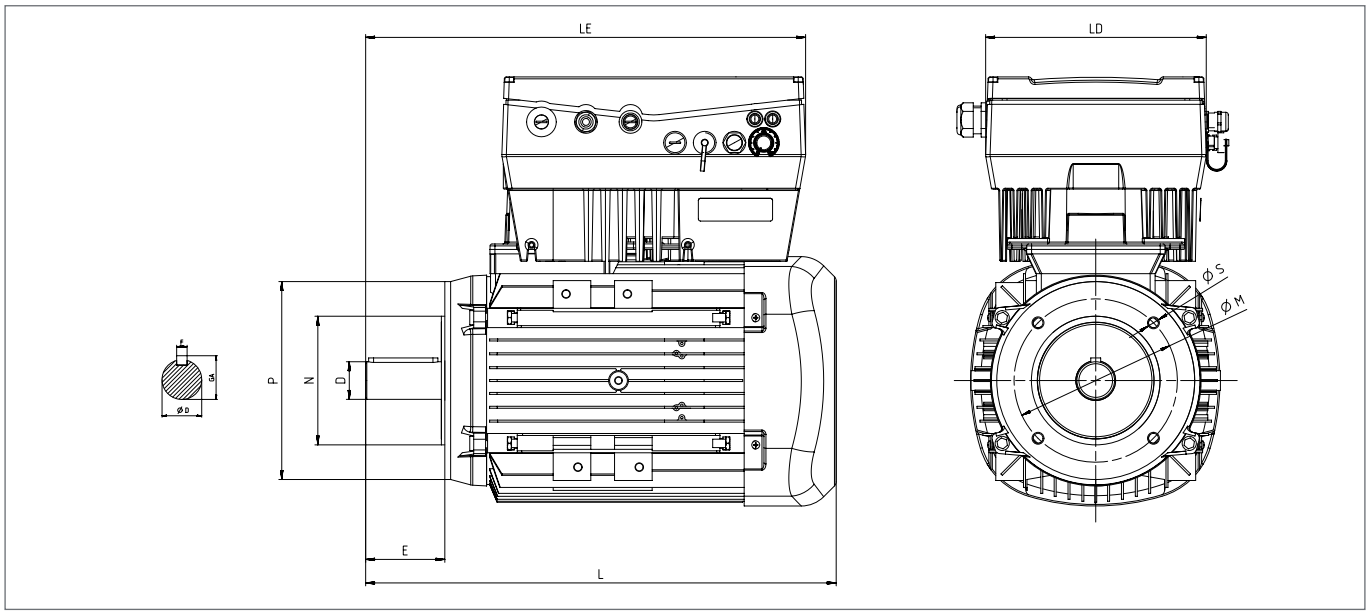

				Main Dimensions			Foot Mounted Motors					Shaft				Bearing		Seal		Flange (FB) (B14b)				
Power (kW)	Number of Poles	Motor Type	Housing Type	LD	L	LE	B	A	H	HE	K	D(1)	E	GA	F(2)	Drive Side	Non drive Side	Drive Side	Non drive Side	P	N(3)	M	R	S
0,75	2	Q3D80M2C	Aluminium	189	283,5	365	100	125	80	290	10	19	40	21,5	6	6204-2Z	6204-2Z	20*30*7	20*30*7	160	110	130	0	M8
	4	Q3D80M4D	Aluminium	189	283,5	365	100	125	80	290	10	19	40	21,5	6	6204-2Z	6204-2Z	20*30*7	20*30*7	160	110	130	0	M8
1,1	2	Q3D80M2D	Aluminium	189	283,5	365	100	125	80	290	10	19	40	21,5	6	6204-2Z	6204-2Z	20*30*7	20*30*7	160	110	130	0	M8
	4	Q3D90L4C	Aluminium	189	316,5	316,5	100	140	90	311	10	24	50	27	8	6305-2Z	6205-2Z	25*40*7	25*40*7	160	110	130	0	M8
1,5	2	Q3D90L2C	Aluminium	189	316,5	316,5	100	140	90	311	10	24	50	27	8	6305-2Z	6205-2Z	25*40*7	25*40*7	160	110	130	0	M8
	4	Q3D90L4D	Aluminium	189	316,5	316,5	100	140	90	311	10	24	50	27	8	6305-2Z	6205-2Z	25*40*7	25*40*7	160	110	130	0	M8
2,2	2	Q3D90L2D	Aluminium	189	316,5	316,5	100	140	90	311	10	24	50	27	8	6305-2Z	6205-2Z	25*40*7	25*40*7	160	110	130	0	M8
	4	Q3D100L4C	Aluminium	189	352,0	370	140	160	100	330,5	12	28	60	31	8	6306-2Z	6205-2Z	30*47*7	25*40*7	200	130	165	0	M10
3	2	Q3D100L2C	Aluminium	189	352,0	370	140	160	100	330,5	12	28	60	31	8	6306-2Z	6205-2Z	30*47*7	25*40*7	200	130	165	0	M10
	4	Q3D100L4D	Aluminium	189	352,0	370	140	160	100	330,5	12	28	60	31	8	6306-2Z	6205-2Z	30*47*7	25*40*7	200	130	165	0	M10
4	2	Q3D112M2C	Aluminium	189	395,5	395,5	140	190	112	332,5	12	28	60	31	8	6306-2Z	6206-2Z	30*47*7	30*47*7	200	130	165	0	M10
	4	Q3D112M4C	Aluminium	189	395,5	395,5	140	190	112	332,5	12	28	60	31	8	6306-2Z	6206-2Z	30*47*7	30*47*7	200	130	165	0	M10
5,5	2	Q3D132S2C	Aluminium	223	475,5	475,5	178	216	132	314	12	38	80	41	10	6208-2Z	6208-2Z	40*62*10	40*62*10	250	180	215	0	M12 or 15
	4	Q3D132M4B	Aluminium	223	475,5	475,5	178	216	132	314	12	38	80	41	10	6208-2Z	6208-2Z	40*62*10	40*62*10	250	180	215	0	M12 or 15
7,5	2	Q3D132M2A	Aluminium	223	475,5	475,5	178	216	132	314	12	38	80	41	10	6208-2Z	6208-2Z	40*62*10	40*62*10	250	180	215	0	M12 or 15
	4	Q3D132M4C	Aluminium	223	475,5	475,5	178	216	132	314	12	38	80	41	10	6208-2Z	6208-2Z	40*62*10	40*62*10	250	180	215	0	M12 or 15

(1) Tolerance DIN EN 50347 "j6" up to 28mm, "k6" above 28mm
(2) According to DIN 6885
(3) Tolerance DIN EN 50347 "j6"
Please contact with us for motors above 7,5kW.

DIMENSION - B3

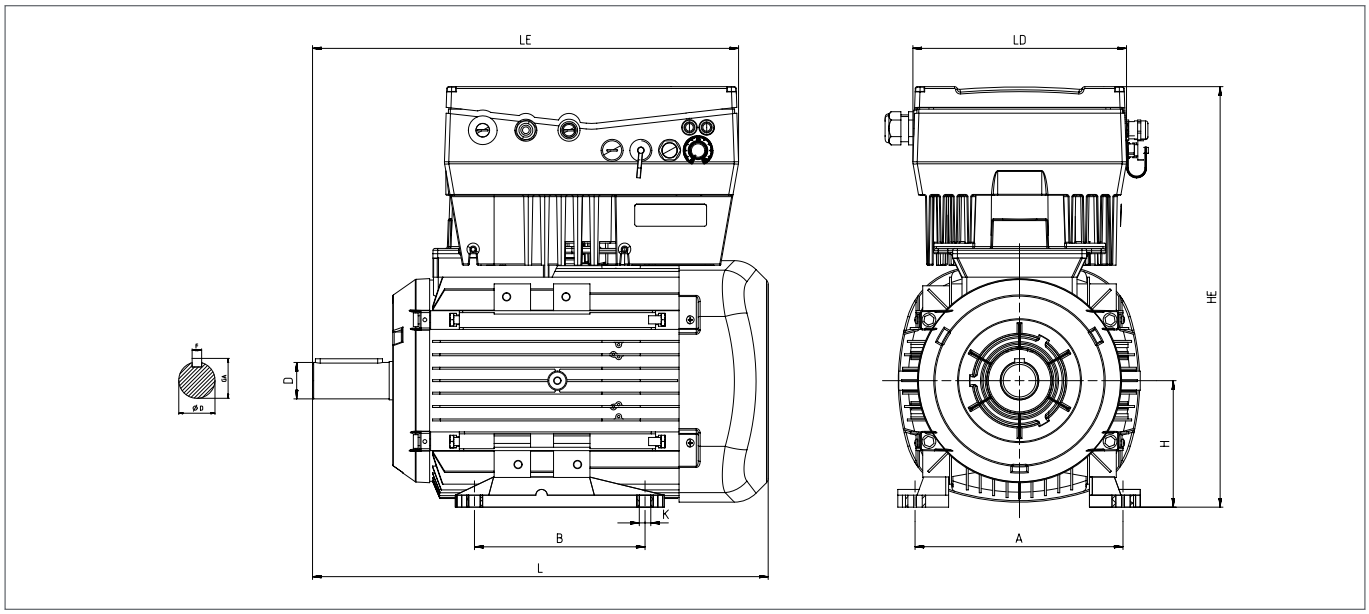

				Main Dimensions			Foot Mounted Motors					Shaft				Bearing		Seal	
Power (kW)	Number of Poles	Motor Type	Housing Type	LD	L	LE	B	A	H	HE	K	D(1)	E	GA	F(2)	Drive Side	Non drive Side	Drive Side	Non drive Side
0,75	2	Q2D80M2B	Aluminium	189	283,5	365	100	125	80	290	10	19	40	21,5	6	6204-2Z	6204-2Z	20*30*7	20*30*7
	4	Q2D80M4D	Aluminium	189	283,5	365	100	125	80	290	10	19	40	21,5	6	6204-2Z	6204-2Z	20*30*7	20*30*7
	6	Q2D90L6C	Aluminium	189	316,5	316,5	100	140	90	311	10	24	50	27	8	6305-2Z	6205-2Z	25*40*7	25*40*7
1,1	2	Q2D80M2D	Aluminium	189	283,5	365	100	125	80	290	10	19	40	21,5	6	6204-2Z	6204-2Z	20*30*7	20*30*7
	4	Q2D80M4DE	Aluminium	189	283,5	365	100	125	80	290	10	19	40	21,5	6	6204-2Z	6204-2Z	20*30*7	20*30*7
	4	Q2D90L4C	Aluminium	189	316,5	316,5	100	140	90	311	10	24	50	27	8	6305-2Z	6205-2Z	25*40*7	25*40*7
	6	Q2D90L6D	Aluminium	189	344,5	316,5	125	140	90	311	10	24	50	27	8	6305-2Z	6205-2Z	25*40*7	25*40*7
1,5	2	Q2D80M2DE	Aluminium	189	283,5	365	100	125	80	290	10	19	40	21,5	6	6204-2Z	6204-2Z	20*30*7	20*30*7
	2	Q2D90L2C	Aluminium	189	316,5	316,5	100	140	90	311	10	24	50	27	8	6305-2Z	6205-2Z	25*40*7	25*40*7
	4	Q2D90L4D	Aluminium	189	316,5	316,5	125	140	90	311	10	24	50	27	8	6305-2Z	6205-2Z	25*40*7	25*40*7
	6	Q2D100L6D	Aluminium	189	352,0	370	140	160	100	330,5	12	28	60	31	8	6306-2Z	6205-2Z	30*47*7	25*40*7
2,2	2	Q2D90L2D	Aluminium	250	316,5	345	125	140	90	340	10	24	50	27	8	6305-2Z	6205-2Z	25*40*7	25*40*7
	4	Q2D90L4DE	Aluminium	250	344,5	345	125	140	90	340	10	24	50	27	8	6305-2Z	6205-2Z	25*40*7	25*40*7
	4	Q2D100L4C	Aluminium	189	352,0	370	140	160	100	330,5	12	28	60	31	8	6306-2Z	6205-2Z	30*47*7	25*40*7
	6	Q2D112M6C	Aluminium	189	395,5	395,5	140	190	112	332,5	12	28	60	31	8	6306-2Z	6206-2Z	30*47*7	30*47*7
3	2	Q2D 90L2DE	Aluminium	250	316,5	345	125	140	90	340	10	24	50	27	8	6305-2Z	6205-2Z	25*40*7	25*40*7
	2	Q2D100L2C	Aluminium	189	352,0	372	140	160	100	330,5	12	28	60	31	8	6306-2Z	6205-2Z	30*47*7	25*40*7
	4	Q2D100L4D	Aluminium	189	352,0	372	140	160	100	330,5	12	28	60	31	8	6306-2Z	6205-2Z	30*47*7	25*40*7
	6	Q2D132M6A	Aluminium	223	475,5	475,5	140	216	132	332,5	12	38	80	41	10	6208-2Z	6208-2Z	40*62*10	40*62*10
4	2	Q2D 100L2DE	Aluminium	189	352,0	370	140	160	100	330,5	12	28	60	31	8	6306-2Z	6205-2Z	30*47*7	25*40*7
	2	Q2D112M2C	Aluminium	189	395,5	395,5	140	190	112	332,5	12	28	60	31	8	6306-2Z	6206-2Z	30*47*7	30*47*7
	4	Q2D112M4C	Aluminium	189	395,5	395,5	140	190	112	332,5	12	28	60	31	8	6306-2Z	6206-2Z	30*47*7	30*47*7
	6	Q2D132M6B	Aluminium	223	475,5	475,5	178	216	132	314	12	38	80	41	10	6208-2Z	6208-2Z	40*62*10	40*62*10
5,5	2	Q2D112M2CE	Aluminium	189	395,5	395,5	140	190	112	332,5	12	28	60	31	8	6306-2Z	6206-2Z	30*47*7	30*47*7
	4	Q2D112M4E	Aluminium	189	424,5	395,5	140	190	112	332,5	12	28	60	31	8	6306-2Z	6206-2Z	30*47*7	30*47*7
	2	Q2D132S2C	Aluminium	223	440,5	475,5	140	216	132	314	12	38	80	41	10	6208-2Z	6208-2Z	40*62*10	40*62*10
	4	Q2D132M4B	Aluminium	223	475,5	475,5	140	216	132	314	12	38	80	41	10	6208-2Z	6208-2Z	40*62*10	40*62*10
	6	Q2D132M6C	Aluminium	223	475,5	475,5	178	216	132	314	12	38	80	41	10	6208-2Z	6208-2Z	40*62*10	40*62*10
7,5	2	Q2D132M2A	Aluminium	223	475,5	475,5	140	216	132	314	12	38	80	41	10	6208-2Z	6208-2Z	40*62*10	40*62*10
	4	Q2D132M4C	Aluminium	223	475,5	475,5	178	216	132	314	12	38	80	41	10	6208-2Z	6208-2Z	40*62*10	40*62*10

(1) Tolerance DIN EN 50347 "j6" up to 28mm, "k6" above 28mm
(2) According to DIN 6885
Please contact with us for motors above 7,5kW.

DIMENSION - B5

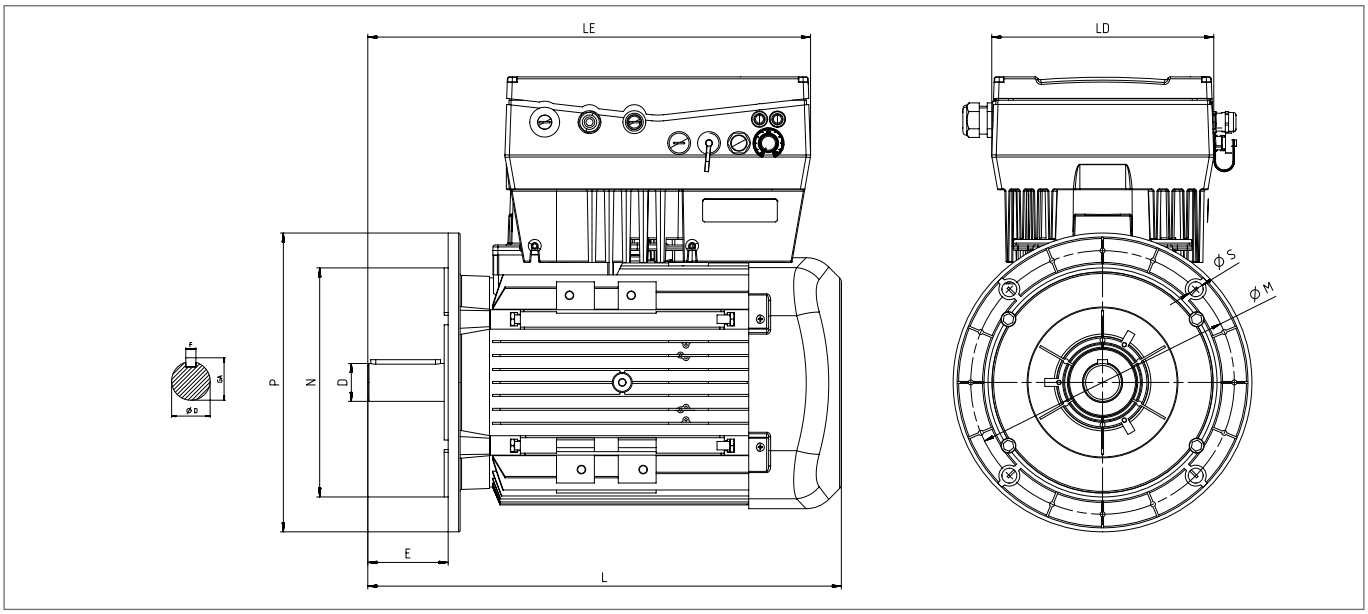

				Main Dimensions			Foot Mounted Motors					Shaft				Bearing		Seal		Flange (FA) (B5)				
Power (kW)	Number of Poles	Motor Type	Housing Type	LD	L	LE	B	A	H	HE	K	D(1)	E	GA	F(2)	Drive Side	Non drive Side	Drive Side	Non drive Side	P	N(3)	M	R	S
0,75	2	Q2D80M2B	Aluminium	189	283,5	365	100	125	80	290	10	19	40	21,5	6	6204-2Z	6204-2Z	20*30*7	20*30*7	200	130	165	0	12
	4	Q2D80M4D	Aluminium	189	283,5	365	100	125	80	290	10	19	40	21,5	6	6204-2Z	6204-2Z	20*30*7	20*30*7	200	130	165	0	12
	6	Q2D90L6C	Aluminium	189	316,5	316,5	100	140	90	311	10	24	50	27	8	6305-2Z	6205-2Z	25*40*7	25*40*7	200	130	165	0	12
1,1	2	Q2D80M2D	Aluminium	189	283,5	365	100	125	80	290	10	19	40	21,5	6	6204-2Z	6204-2Z	20*30*7	20*30*7	200	130	165	0	12
	4	Q2D80M4DE	Aluminium	189	283,5	365	100	125	80	290	10	19	40	21,5	6	6204-2Z	6204-2Z	20*30*7	20*30*7	200	130	165	0	12
	4	Q2D90L4C	Aluminium	189	316,5	316,5	100	140	90	311	10	24	50	27	8	6305-2Z	6205-2Z	25*40*7	25*40*7	200	130	165	0	12
	6	Q2D90L6D	Aluminium	189	344,5	316,5	125	140	90	311	10	24	50	27	8	6305-2Z	6205-2Z	25*40*7	25*40*7	200	130	165	0	12
1,5	2	Q2D80M2DE	Aluminium	189	283,5	365	100	125	80	290	10	19	40	21,5	6	6204-2Z	6204-2Z	20*30*7	20*30*7	200	130	165	0	12
	2	Q2D90L2C	Aluminium	189	316,5	316,5	100	140	90	311	10	24	50	27	8	6305-2Z	6205-2Z	25*40*7	25*40*7	200	130	165	0	12
	4	Q2D90L4D	Aluminium	189	316,5	316,5	125	140	90	311	10	24	50	27	8	6305-2Z	6205-2Z	25*40*7	25*40*7	200	130	165	0	12
	6	Q2D100L6D	Aluminium	189	352,0	370	140	160	100	330,5	12	28	60	31	8	6306-2Z	6205-2Z	30*47*7	25*40*7	250	180	215	0	15
2,2	2	Q2D90L2D	Aluminium	250	316,5	345	125	140	90	340	10	24	50	27	8	6305-2Z	6205-2Z	25*40*7	25*40*7	200	130	165	0	12
	4	Q2D90L4DE	Aluminium	250	344,5	345	125	140	90	340	10	24	50	27	8	6305-2Z	6205-2Z	25*40*7	25*40*7	200	130	165	0	12
	4	Q2D100L4C	Aluminium	189	352,0	370	140	160	100	330,5	12	28	60	31	8	6306-2Z	6205-2Z	30*47*7	25*40*7	250	180	215	0	15
	6	Q2D112M6C	Aluminium	189	395,5	395,5	140	190	112	332,5	12	28	60	31	8	6306-2Z	6206-2Z	30*47*7	30*47*7	250	180	215	0	15
3	2	Q2D 90L2DE	Aluminium	250	316,5	345	125	140	90	340	10	24	50	27	8	6305-2Z	6205-2Z	25*40*7	25*40*7	200	130	165	0	12
	2	Q2D100L2C	Aluminium	189	352,0	372	140	160	100	330,5	12	28	60	31	8	6306-2Z	6205-2Z	30*47*7	25*40*7	250	180	215	0	15
	4	Q2D100L4D	Aluminium	189	352,0	372	140	160	100	330,5	12	28	60	31	8	6306-2Z	6205-2Z	30*47*7	25*40*7	250	180	215	0	15
	6	Q2D132M6A	Aluminium	223	475,5	475,5	140	216	132	332,5	12	38	80	41	10	6208-2Z	6208-2Z	40*62*10	40*62*10	300	230	265	0	15
4	2	Q2D100L2DE	Aluminium	189	352,0	370	140	160	100	330,5	12	28	60	31	8	6306-2Z	6205-2Z	30*47*7	25*40*7	250	180	215	0	15
	2	Q2D112M2C	Aluminium	189	395,5	395,5	140	190	112	332,5	12	28	60	31	8	6306-2Z	6206-2Z	30*47*7	30*47*7	250	180	215	0	15
	4	Q2D112M4C	Aluminium	189	395,5	395,5	140	190	112	332,5	12	28	60	31	8	6306-2Z	6206-2Z	30*47*7	30*47*7	250	180	215	0	15
	6	Q2D132M6B	Aluminium	223	475,5	475,5	178	216	132	314	12	38	80	41	10	6208-2Z	6208-2Z	40*62*10	40*62*10	300	230	265	0	15
5,5	2	Q2D112M2CE	Aluminium	189	395,5	395,5	140	190	112	332,5	12	28	60	31	8	6306-2Z	6206-2Z	30*47*7	30*47*7	250	180	215	0	15
	4	Q2D112M4E	Aluminium	189	424,5	395,5	140	190	112	332,5	12	28	60	31	8	6306-2Z	6206-2Z	30*47*7	30*47*7	250	180	215	0	15
	2	Q2D132S2C	Aluminium	223	440,5	475,5	140	216	132	314	12	38	80	41	10	6208-2Z	6208-2Z	40*62*10	40*62*10	300	230	265	0	15
	4	Q2D132M4B	Aluminium	223	475,5	475,5	140	216	132	314	12	38	80	41	10	6208-2Z	6208-2Z	40*62*10	40*62*10	300	230	265	0	15
	6	Q2D132M6C	Aluminium	223	475,5	475,5	178	216	132	314	12	38	80	41	10	6208-2Z	6208-2Z	40*62*10	40*62*10	300	230	265	0	15
7,5	2	Q2D132M2A	Aluminium	223	475,5	475,5	140	216	132	314	12	38	80	41	10	6208-2Z	6208-2Z	40*62*10	40*62*10	300	230	265	0	15
	4	Q2D132M4C	Aluminium	223	475,5	475,5	178	216	132	314	12	38	80	41	10	6208-2Z	6208-2Z	40*62*10	40*62*10	300	230	265	0	15

(1) Tolerance DIN EN 50347 "j6" up to 28mm, "k6" above 28mm
(2) According to DIN 6885
(3) Tolerance DIN EN 50347 "j6"
Please contact with us for motors above 7,5kW.

DIMENSION - B14a

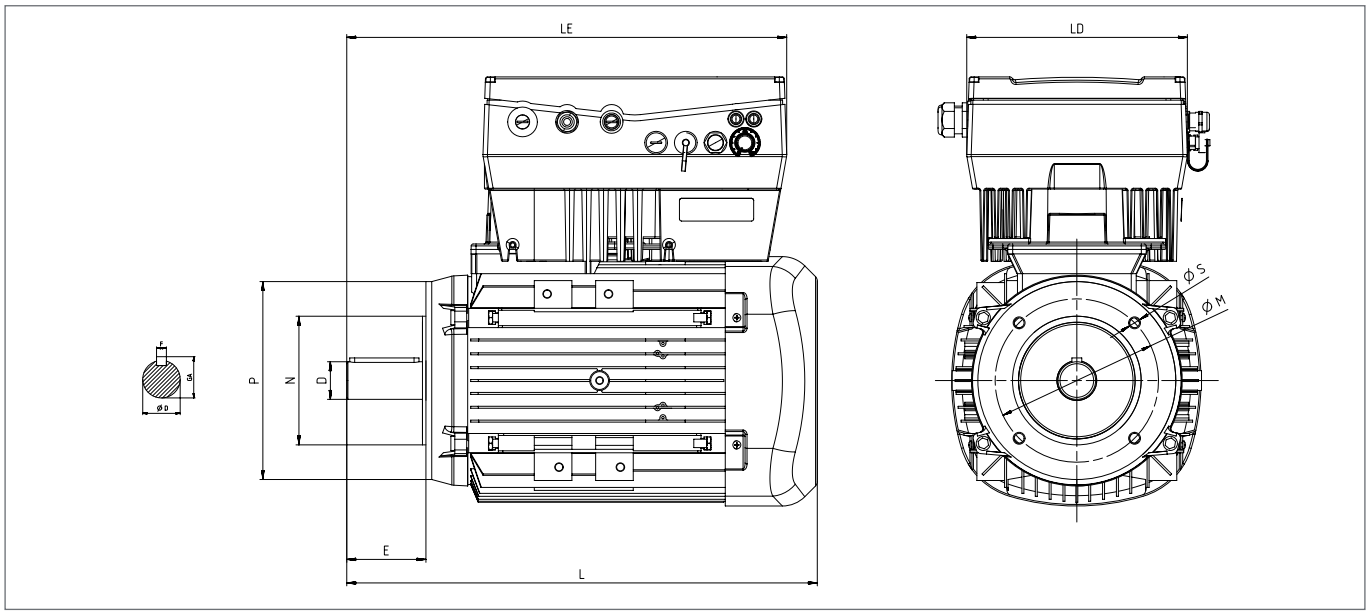

				Main Dimensions			Foot Mounted Motors					Shaft				Bearing		Seal		Flange (FC) (B14a)				
Power (kW)	Number of Poles	Motor Type	Housing Type	LD	L	LE	B	A	H	HE	K	D(1)	E	GA	F(2)	Drive Side	Non drive Side	Drive Side	Non drive Side	P	N(3)	M	R	S
0,75	2	Q2D80M2B	Aluminium	189	283,5	365	100	125	80	290	10	19	40	21,5	6	6204-2Z	6204-2Z	20*30*7	20*30*7	120	80	100	0	M6
	4	Q2D80M4D	Aluminium	189	283,5	365	100	125	80	290	10	19	40	21,5	6	6204-2Z	6204-2Z	20*30*7	20*30*7	120	80	100	0	M6
	6	Q2D90L6C	Aluminium	189	316,5	316,5	100	140	90	311	10	24	50	27	8	6305-2Z	6205-2Z	25*40*7	25*40*7	140	95	115	0	M8
1,1	2	Q2D80M2D	Aluminium	189	283,5	365	100	125	80	290	10	19	40	21,5	6	6204-2Z	6204-2Z	20*30*7	20*30*7	120	80	100	0	M6
	4	Q2D80M4DE	Aluminium	189	283,5	365	100	125	80	290	10	19	40	21,5	6	6204-2Z	6204-2Z	20*30*7	20*30*7	120	80	100	0	M6
	4	Q2D90L4C	Aluminium	189	316,5	316,5	100	140	90	311	10	24	50	27	8	6305-2Z	6205-2Z	25*40*7	25*40*7	140	95	115	0	M8
	6	Q2D90L6D	Aluminium	189	344,5	316,5	125	140	90	311	10	24	50	27	8	6305-2Z	6205-2Z	25*40*7	25*40*7	140	95	115	0	M8
1,5	2	Q2D80M2DE	Aluminium	189	283,5	365	100	125	80	290	10	19	40	21,5	6	6204-2Z	6204-2Z	20*30*7	20*30*7	120	80	100	0	M6
	2	Q2D90L2C	Aluminium	189	316,5	316,5	100	140	90	311	10	24	50	27	8	6305-2Z	6205-2Z	25*40*7	25*40*7	140	95	115	0	M8
	4	Q2D90L4D	Aluminium	189	316,5	316,5	125	140	90	311	10	24	50	27	8	6305-2Z	6205-2Z	25*40*7	25*40*7	140	95	115	0	M8
	6	Q2D100L6D	Aluminium	189	352,0	370	140	160	100	330,5	12	28	60	31	8	6306-2Z	6205-2Z	30*47*7	25*40*7	160	110	130	0	M8
2,2	2	Q2D90L2D	Aluminium	250	316,5	345	125	140	90	340	10	24	50	27	8	6305-2Z	6205-2Z	25*40*7	25*40*7	140	95	115	0	M8
	4	Q2D90L4DE	Aluminium	250	344,5	345	125	140	90	340	10	24	50	27	8	6305-2Z	6205-2Z	25*40*7	25*40*7	140	95	115	0	M8
	4	Q2D100L4C	Aluminium	189	352,0	370	140	160	100	330,5	12	28	60	31	8	6306-2Z	6205-2Z	30*47*7	25*40*7	160	110	130	0	M8
	6	Q2D112M6C	Aluminium	189	395,5	395,5	140	190	112	332,5	12	28	60	31	8	6306-2Z	6206-2Z	30*47*7	30*47*7	160	110	130	0	M8
3	2	Q2D90L2DE	Aluminium	250	316,5	345	125	140	90	340	10	24	50	27	8	6305-2Z	6205-2Z	25*40*7	25*40*7	140	95	115	0	M8
	2	Q2D100L2C	Aluminium	189	352,0	372	140	160	100	330,5	12	28	60	31	8	6306-2Z	6205-2Z	30*47*7	25*40*7	160	110	130	0	M8
	4	Q2D100L4D	Aluminium	189	352,0	372	140	160	100	330,5	12	28	60	31	8	6306-2Z	6205-2Z	30*47*7	25*40*7	160	110	130	0	M8
	6	Q2D132M6A	Aluminium	223	475,5	475,5	140	216	132	332,5	12	38	80	41	10	6208-2Z	6208-2Z	40*62*10	40*62*10	200	130	165	0	M10
4	2	Q2D100L2DE	Aluminium	189	352,0	370	140	160	100	330,5	12	28	60	31	8	6306-2Z	6205-2Z	30*47*7	25*40*7	160	110	130	0	M8
	2	Q2D112M2C	Aluminium	189	395,5	395,5	140	190	112	332,5	12	28	60	31	8	6306-2Z	6206-2Z	30*47*7	30*47*7	160	110	130	0	M8
	4	Q2D112M4C	Aluminium	189	395,5	395,5	140	190	112	332,5	12	28	60	31	8	6306-2Z	6206-2Z	30*47*7	30*47*7	160	110	130	0	M8
	6	Q2D132M6B	Aluminium	223	475,5	475,5	178	216	132	314	12	38	80	41	10	6208-2Z	6208-2Z	40*62*10	40*62*10	200	130	165	0	M10
5,5	2	Q2D112M2CE	Aluminium	189	395,5	395,5	140	190	112	332,5	12	28	60	31	8	6306-2Z	6206-2Z	30*47*7	30*47*7	160	110	130	0	M8
	4	Q2D112M4E	Aluminium	189	424,5	395,5	140	190	112	332,5	12	28	60	31	8	6306-2Z	6206-2Z	30*47*7	30*47*7	160	110	130	0	M8
	2	Q2D132S2C	Aluminium	223	440,5	475,5	140	216	132	314	12	38	80	41	10	6208-2Z	6208-2Z	40*62*10	40*62*10	200	130	165	0	M10
	4	Q2D132M4B	Aluminium	223	475,5	475,5	140	216	132	314	12	38	80	41	10	6208-2Z	6208-2Z	40*62*10	40*62*10	200	130	165	0	M10
	6	Q2D132M6C	Aluminium	223	475,5	475,5	178	216	132	314	12	38	80	41	10	6208-2Z	6208-2Z	40*62*10	40*62*10	200	130	165	0	M10
7,5	2	Q2D132M2A	Aluminium	223	475,5	475,5	140	216	132	314	12	38	80	41	10	6208-2Z	6208-2Z	40*62*10	40*62*10	200	130	165	0	M10
	4	Q2D132M4C	Aluminium	223	475,5	475,5	178	216	132	314	12	38	80	41	10	6208-2Z	6208-2Z	40*62*10	40*62*10	200	130	165	0	M10

(1) Tolerance DIN EN 50347 "j6" up to 28mm, "k6" above 28mm
(2) According to DIN 6885
(3) Tolerance DIN EN 50347 "j6"
Please contact with us for motors above 7,5kW.

DIMENSION - B14b

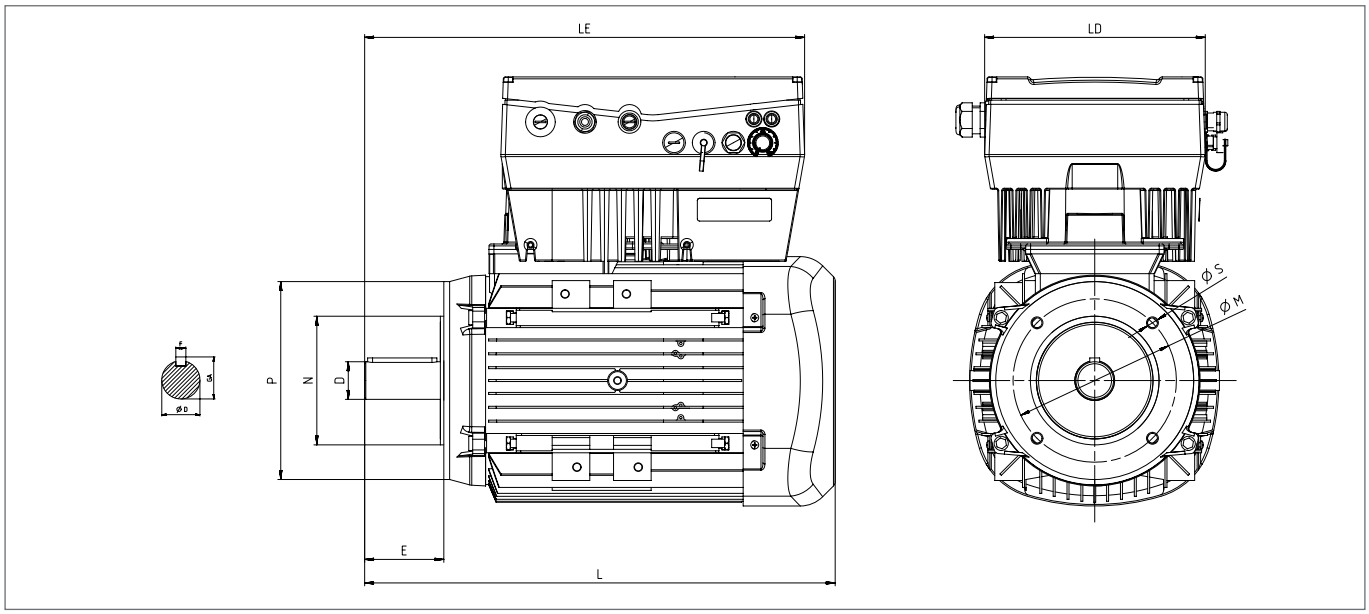

				Main Dimensions			Foot Mounted Motors					Shaft				Bearing		Seal		Flange (FB) (B14b)				
Power (kW)	Number of Poles	Motor Type	Housing Type	LD	L	LE	B	A	H	HE	K	D(1)	E	GA	F(2)	Drive Side	Non drive Side	Drive Side	Non drive Side	P	N(3)	M	R	S
0,25	4	Q2E71M4B	Aluminium	138	252,5	1*M20	90	112	71	190	7	14	30	16	5	6202-2Z	6202-2Z	15*24*5	15*24*5	140	95	115	0	M8
0,37	2	Q2E71M2C	Aluminium	138	252,5	1*M20	90	112	71	190	7	14	30	16	5	6202-2Z	6202-2Z	15*24*5	15*24*5	140	95	115	0	M8
	4	Q2E71M4B	Aluminium	138	252,5	1*M20	90	112	71	190	7	14	30	16	5	6202-2Z	6202-2Z	15*24*5	15*24*5	140	95	115	0	M8
0,55	2	Q2E71M2D	Aluminium	138	252,5	1*M20	90	112	71	190	7	14	30	16	5	6202-2Z	6202-2Z	15*24*5	15*24*5	140	95	115	0	M8
	4	Q2E80M4B	Aluminium	158	283,5	1*M20	100	125	80	195	10	19	40	21,5	6	6204-2Z	6204-2Z	20*30*7	20*30*7	160	110	130	0	M8
0,75	2	Q2D80M2B	Aluminium	189	283,5	365	100	125	80	290	10	19	40	21,5	6	6204-2Z	6204-2Z	20*30*7	20*30*7	160	110	130	0	M8
	4	Q2D80M4D	Aluminium	189	283,5	365	100	125	80	290	10	19	40	21,5	6	6204-2Z	6204-2Z	20*30*7	20*30*7	160	110	130	0	M8
	6	Q2D90L6C	Aluminium	189	316,5	316,5	100	140	90	311	10	24	50	27	8	6305-2Z	6205-2Z	25*40*7	25*40*7	160	110	130	0	M8
1,1	2	Q2D80M2D	Aluminium	189	283,5	365	100	125	80	290	10	19	40	21,5	6	6204-2Z	6204-2Z	20*30*7	20*30*7	160	110	130	0	M8
	4	Q2D80M4DE	Aluminium	189	283,5	365	100	125	80	290	10	19	40	21,5	6	6204-2Z	6204-2Z	20*30*7	20*30*7	160	110	130	0	M8
	4	Q2D90L4C	Aluminium	189	316,5	316,5	100	140	90	311	10	24	50	27	8	6305-2Z	6205-2Z	25*40*7	25*40*7	160	110	130	0	M8
	6	Q2D90L6D	Aluminium	189	344,5	316,5	125	140	90	311	10	24	50	27	8	6305-2Z	6205-2Z	25*40*7	25*40*7	160	110	130	0	M8
1,5	2	Q2D80M2DE	Aluminium	189	283,5	365	100	125	80	290	10	19	40	21,5	6	6204-2Z	6204-2Z	20*30*7	20*30*7	160	110	130	0	M8
	2	Q2D90L2C	Aluminium	189	316,5	316,5	100	140	90	311	10	24	50	27	8	6305-2Z	6205-2Z	25*40*7	25*40*7	160	110	130	0	M8
	4	Q2D90L4D	Aluminium	189	316,5	316,5	125	140	90	311	10	24	50	27	8	6305-2Z	6205-2Z	25*40*7	25*40*7	160	110	130	0	M8
	6	Q2D100L6D	Aluminium	189	352,0	370	140	160	100	330,5	12	28	60	31	8	6306-2Z	6205-2Z	30*47*7	25*40*7	200	130	165	0	M10
2,2	2	Q2D90L2D	Aluminium	250	316,5	345	125	140	90	340	10	24	50	27	8	6305-2Z	6205-2Z	25*40*7	25*40*7	160	110	130	0	M8
	4	Q2D90L4DE	Aluminium	250	344,5	345	125	140	90	340	10	24	50	27	8	6305-2Z	6205-2Z	25*40*7	25*40*7	160	110	130	0	M8
	4	Q2D100L4C	Aluminium	189	352,0	370	140	160	100	330,5	12	28	60	31	8	6306-2Z	6205-2Z	30*47*7	25*40*7	200	130	165	0	M10
	6	Q2D112M6C	Aluminium	189	395,5	395,5	140	190	112	332,5	12	28	60	31	8	6306-2Z	6206-2Z	30*47*7	30*47*7	200	130	165	0	M10
3	2	Q2D90L2DE	Aluminium	250	316,5	345	125	140	90	340	10	24	50	27	8	6305-2Z	6205-2Z	25*40*7	25*40*7	160	110	130	0	M8
	2	Q2D100L2C	Aluminium	189	352,0	372	140	160	100	330,5	12	28	60	31	8	6306-2Z	6205-2Z	30*47*7	25*40*7	200	130	165	0	M10
	4	Q2D100L4D	Aluminium	189	352,0	372	140	160	100	330,5	12	28	60	31	8	6306-2Z	6205-2Z	30*47*7	25*40*7	200	130	165	0	M10
	6	Q2D132M6A	Aluminium	223	475,5	475,5	140	216	132	332,5	12	38	80	41	10	6208-2Z	6208-2Z	40*62*10	40*62*10	250	180	215	0	M12 or 15
4	2	Q2D100L2DE	Aluminium	189	352,0	370	140	160	100	330,5	12	28	60	31	8	6306-2Z	6205-2Z	30*47*7	25*40*7	200	130	165	0	M10
	2	Q2D112M2C	Aluminium	189	395,5	395,5	140	190	112	332,5	12	28	60	31	8	6306-2Z	6206-2Z	30*47*7	30*47*7	200	130	165	0	M10
	4	Q2D112M4C	Aluminium	189	395,5	395,5	140	190	112	332,5	12	28	60	31	8	6306-2Z	6206-2Z	30*47*7	30*47*7	200	130	165	0	M10
	6	Q2D132M6B	Aluminium	223	475,5	475,5	178	216	132	314	12	38	80	41	10	6208-2Z	6208-2Z	40*62*10	40*62*10	250	180	215	0	M12 or 15

DIMENSION - B14b

				Main Dimensions			Foot Mounted Motors					Shaft				Bearing		Seal		Flange (FB) (B14b)				
Power (kW)	Number of Poles	Motor Type	Housing Type	LD	L	LE	B	A	H	HE	K	D(1)	E	GA	F(2)	Drive Side	Non drive Side	Drive Side	Non drive Side	P	N(3)	M	R	S
5,5	2	Q2D112M2CE	Aluminium	189	395,5	395,5	140	190	112	332,5	12	28	60	31	8	6306-2Z	6206-2Z	30*47*7	30*47*7	200	130	165	0	M10
	4	Q2D112M4E	Aluminium	189	424,5	395,5	140	190	112	332,5	12	28	60	31	8	6306-2Z	6206-2Z	30*47*7	30*47*7	200	130	165	0	M10
	2	Q2D132S2C	Aluminium	223	440,5	475,5	140	216	132	314	12	38	80	41	10	6208-2Z	6208-2Z	40*62*10	40*62*10	250	180	215	0	M12 or 15
	4	Q2D132M4B	Aluminium	223	475,5	475,5	140	216	132	314	12	38	80	41	10	6208-2Z	6208-2Z	40*62*10	40*62*10	250	180	215	0	M12 or 15
	6	Q2D132M6C	Aluminium	223	475,5	475,5	178	216	132	314	12	38	80	41	10	6208-2Z	6208-2Z	40*62*10	40*62*10	250	180	215	0	M12 or 15
7,5	2	Q2D132M2A	Aluminium	223	475,5	475,5	140	216	132	314	12	38	80	41	10	6208-2Z	6208-2Z	40*62*10	40*62*10	250	180	215	0	M12 or 15
	4	Q2D132M4C	Aluminium	223	475,5	475,5	178	216	132	314	12	38	80	41	10	6208-2Z	6208-2Z	40*62*10	40*62*10	250	180	215	0	M12 or 15
11	2	Q2E132M2AE	Aluminium	279	475,5	2*M32	140	216	132	314	12	38	80	41	10	6208-2Z	6208-2Z	40*62*10	40*62*10	250	180	215	0	M12 or 15

(1) Tolerance DIN EN 50347 "j6" up to 28mm, "k6" above 28mm
(2) According to DIN 6885
(3) Tolerance DIN EN 50347 "j6"
Please contact with us for motors above 11kW.

TECHNICAL DOCUMENTATION

Mechanical and electrical properties are same as Q1E type motors. Non-drive endshields are made of cast-iron.

Brake Specifications

DC electromagnetic brakes with a safety-design are used in brake motors.
Different brake voltages are available upon request.

Working Principle

When the supply fails, the springs make the armature plate press the brake disk and then motor automatically starts braking.
When the brake being supplied, electromagnet pulls the armature plate then both the brake disk and motor shaft are set to free.

Brake Disk

Asbestos-free brake material is used with long-life friction rings.

Special Constructions

The following special construction class features are possible upon request;

- Special shaft end
- Special flanges
- Different type bearings
- Fixed bearings
- IP55 protection class
- Different voltages an frequencies
- AC type brake

Air Gap

Ideal air-gap values are given in the table below. The maximum acceptable air-gap value is 0,7 mm.
If this value is exceeded, the brake's performance will change and air gap must be adjusted again.

Type	QB63	QB71	QB80	QB90	QB100	QB112
Ideal Air-gap (mm)	0,2	0,2	0,2	0,2	0,3	0,3

Type	Distance between Adjusting-ring and Electromagnet: "A" (in mm)									
	9	8	7	6	5	4	3	2	1	"A"
QB63	-	-	-	0,3	0,1	1,7	2,4	3,1	3,8	4,5
QB71	-	-	-	-	0,8	2,2	3,7	5,1	6,6	8
QB80	-	-	-	-	0,1	3,2	5,4	7,6	9,8	12
QB90	-	-	-	-	-	1,6	5,2	8,8	12,4	16
QB100	3,5	7,0	14,5	14,0	17,5	21,0	24,5	28,0	31,5	35
QB112	-	4,0	11,0	18,0	25,0	32,0	39,0	46,0	53,0	60
	Breaking Torque Value (Kgm)									Max. Torque (Kgm)

Braking Torque

Braking torque can be adjusted by ring. In the table shown below, you will find the distance "A" in order to obtain the braking torque requested.

The variation in the wear of friction material which is subject to change in braking torque is given below.

Switching Times

Normal switching times are given in the table below. These values are subject to change according to load characteristics.

Type	Normal switch-off time ms	Normal switch-on time ms	Fast switch-off time ms
QB63	10	45	20
QB71	15	50	30
QB80	15	55	30
QB90	15	65	40
QB100	20	75	45
QB112	25	180	85

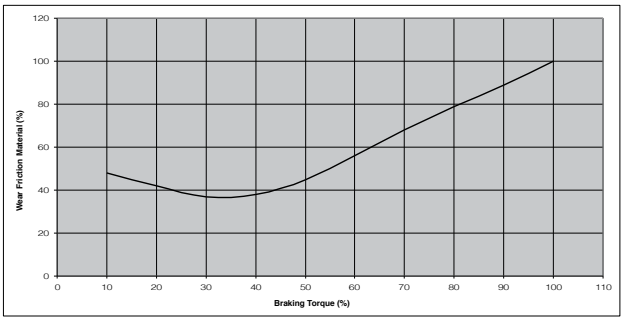

Rectifier Bridge

Normal Type (AS) half-wave rectifier is used as standard in motors. By using fast type (ASR) rectifier, it is possible to get fast switch on times which is shown on the table.

ELECTRICAL CHARACTERISTICS AT 50 Hz

	MOTOR TYPE	HOUSING TYPE	RATED VALUES					STARTING VALUES				Breakdown Torque Ratio	EFF		Brake Max Torque	J	Weight (B3)
			Power		Speed	Current	Torque	Current I_A / I_N		Torque M_A / M_N			η %	Cosφ			
			kW	HP	rpm	A	Nm	⅄	Δ	⅄	Δ	Mk/Mn	4/4	4/4	kgm	kgm²	kg
	2 pole 3000 rpm																
230/400V	QB63M2A	Aluminium	0,18	1/4	2800	0,6	0,62	4,20	-	2,3	-	2,4	61,8	0,74	5	0,00017	6
230/400V	QB63M2B	Aluminium	0,25	1/3	2800	0,7	0,86	4,20	-	2,2	-	2,3	64,8	0,83	5	0,00022	7
230/400V	QB71M2A	Aluminium	0,37	1/2	2800	1,0	1,27	4,30	-	2,0	-	2,4	65,7	0,84	8	0,00028	8,5
230/400V	QB71M2B	Aluminium	0,55	3/4	2820	1,4	1,87	5,00	-	2,2	-	2,5	67,7	0,85	8	0,00036	9,5
230/400V	QB80M2A	Aluminium	0,75	1,0	2840	1,8	2,53	5,20	-	2,2	-	2,6	72,1	0,86	12	0,00088	12,5
230/400V	QB80M2B	Aluminium	1,1	1,5	2850	2,5	3,69	6,00	-	2,6	-	2,9	75,0	0,86	12	0,00109	13,5
230/400V	QB90S2A	Aluminium	1,5	2,0	2860	3,3	5,01	6,30	-	2,6	-	3,1	77,2	0,87	16	0,00130	18
230/400V	QB90L2A	Aluminium	2,2	3,0	2860	4,7	7,37	6,90	-	2,6	-	3,2	79,7	0,88	16	0,00164	20
230/400V	QB100L2A	Aluminium	3,0	4,0	2890	6,2	9,94	7,10	-	2,8	-	3,5	81,5	0,89	35	0,00243	27
400/690V	QB112M2A	Aluminium	4,0	5,5	2890	8,0	13,31	2,20	6,9	0,87	2,6	3,4	83,1	0,90	60	0,00399	35
	4 pole 1500 rpm																
230/400V	QB63M4A	Aluminium	0,12	1/6	1365	0,5	0,84	2,8	-	2,0	-	2,3	52,8	0,65	5	0,00020	6
230/400V	QB63M4B	Aluminium	0,18	1/4	1380	0,7	1,25	3,2	-	2,2	-	2,4	59,9	0,62	5	0,00025	6,5
230/400V	QB71M4A	Aluminium	0,25	1/3	1390	0,9	1,72	3,5	-	2,2	-	2,4	62,9	0,67	8	0,00072	8,5
230/400V	QB71M4B	Aluminium	0,37	1/2	1390	1,2	2,54	4,0	-	2,3	-	2,6	65,5	0,69	8	0,00096	9,5
230/400V	QB80M4A	Aluminium	0,55	3/4	1400	1,6	3,75	4,0	-	2,1	-	2,3	69,2	0,73	12	0,00168	12,5
230/400V	QB80M4B	Aluminium	0,75	1,0	1400	2,1	5,12	4,2	-	2,1	-	2,2	72,1	0,74	12	0,00206	13,5
230/400V	QB90S4A	Aluminium	1,1	1,5	1410	2,7	7,45	5,4	-	2,4	-	2,7	75,0	0,79	16	0,00245	18
230/400V	QB90L4A	Aluminium	1,5	2,0	1420	3,6	10,09	5,5	-	2,4	-	2,7	77,2	0,79	16	0,00324	20
230/400V	QB100L4A	Aluminium	2,2	3,0	1420	5,1	14,90	5,4	-	2,5	-	2,7	79,7	0,80	35	0,00400	27
230/400V	QB100L4B	Aluminium	3,0	4,0	1425	6,8	20,32	5,4	-	2,5	-	2,7	81,5	0,81	35	0,00474	30
400/690V	QB112M4B	Aluminium	4,0	5,5	1445	8,7	26,71	2,10	6,7	0,72	2,8	3,2	83,1	0,82	60	0,00938	39
	6 pole 1000 rpm																
230/400V	QB71M6A	Aluminium	0,18	1/4	900	0,8	1,91	3,0	-	2,0	-	2,3	54,2	0,60	8	0,00068	8,5
230/400V	QB71M6B	Aluminium	0,25	1/3	910	0,95	2,63	3,1	-	2,0	-	2,3	60,1	0,63	8	0,00090	9,5
230/400V	QB80M6A	Aluminium	0,37	1/2	920	1,35	3,84	3,3	-	2,1	-	2,4	64,1	0,61	12	0,00160	12,5
230/400V	QB80M6B	Aluminium	0,55	3/4	920	1,85	5,71	3,2	-	2,1	-	2,5	67,0	0,65	12	0,00196	13,5
230/400V	QB90S6A	Aluminium	0,75	1,0	925	2,3	7,75	3,6	-	1,9	-	2,1	70,0	0,69	16	0,00257	18
230/400V	QB90L6B	Aluminium	1,1	1,5	930	3,3	11,24	4,0	-	2,0	-	2,2	72,9	0,69	16	0,00330	20
230/400V	QB100L6A	Aluminium	1,5	2,0	935	4,2	15,24	4,2	-	2,1	-	2,3	75,2	0,72	35	0,00465	28
230/400V	QB112M6A	Aluminium	2,2	3,0	950	5,8	22,12	4,5	-	2,1	-	2,4	77,7	0,75	60	0,00921	38

DIMENSION

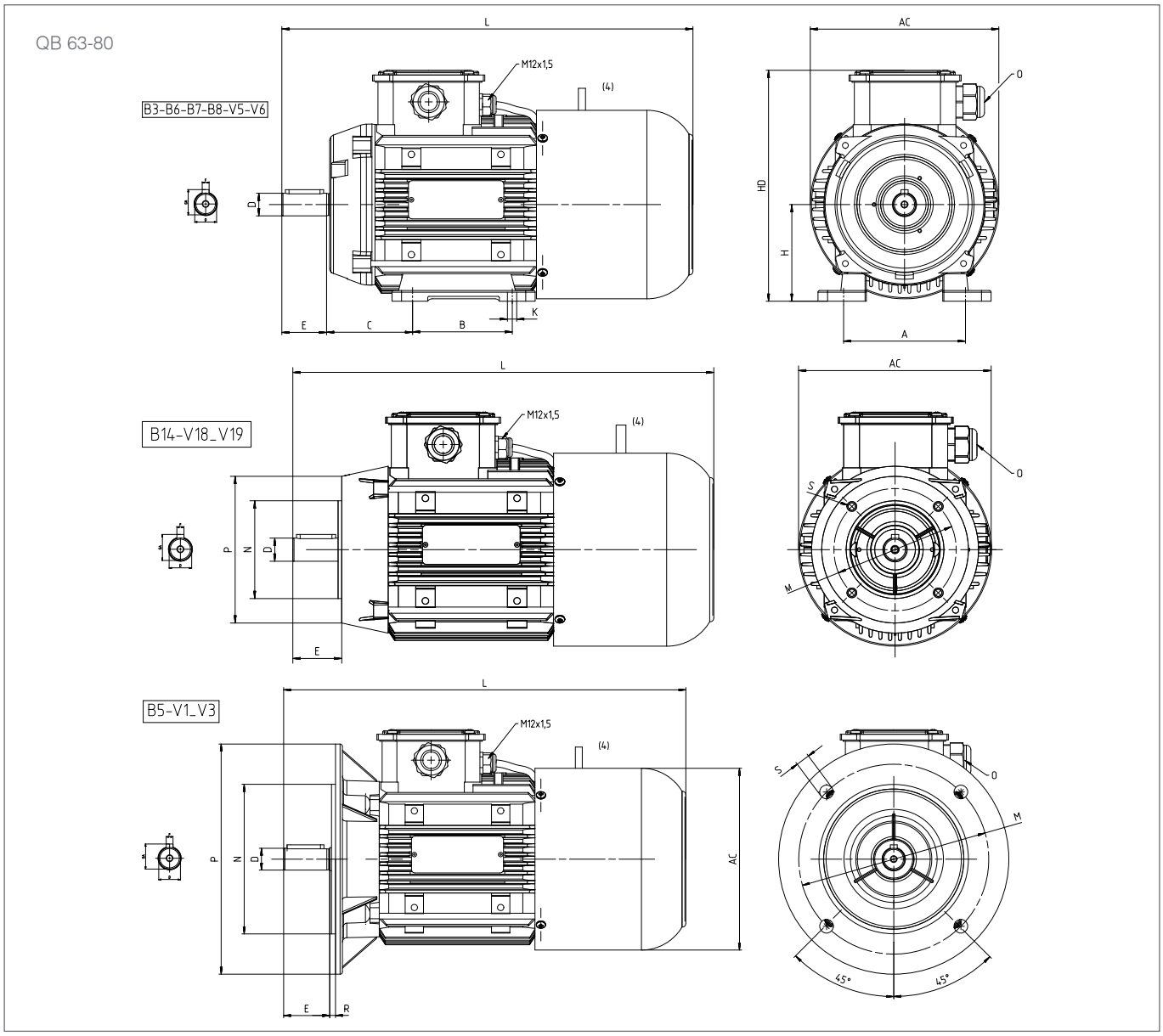

		Main Dimensions			Foot Mounted Motors						Shaft				Bearing		Seal		Flange						
Frame[4] Size	No. Of poles	AC	L	O	B	A	H	HD[6]	K	C	D[1]	E	GA	F[3]	Drive Side	Non drive Side	Drive Side	Non drive Side[5]	Mounting Type	Flange Type	P	N[2]	M	R	S
63 M	2...8	123	277,5	1*M20	80	100	63	174	7	40	11	23	12,5	4	6201-2Z	6202-2RS	12*22*7	-	B5	FA	140	95	115	0	10
																			B14	FB	120	80	100	0	M6
																			B14	FC	90	60	75	0	M5
71 M	2...8	138	313,5	1*M20	90	112	71	190	7	45	14	30	16,0	5	6202-2Z	6202-2RS	15*24*5	-	B5	FA	160	110	130	0	10
																			B14	FB	140	95	115	0	M8
																			B14	FC	105	70	85	0	M6
80 M	2...8	158	344,5	1*M20	100	125	80	207	10	50	19	40	21,5	6	6204-2Z	6204-2RS	20*30*7	-	B5	FA	200	130	165	0	12
																			B14	FB	160	110	130	0	M8
																			B14	FC	120	80	100	0	M6

Dimensions are in mm.

(1) Tolerance DIN EN 50347 "j6" up to f28mm.,"k6" above f28mm.
(2) According to DIN 6885
(3) Tolerance DIN EN 50347 "j6"
(4) Lifting bolt is mounted from frame size 112 on

DIMENSION

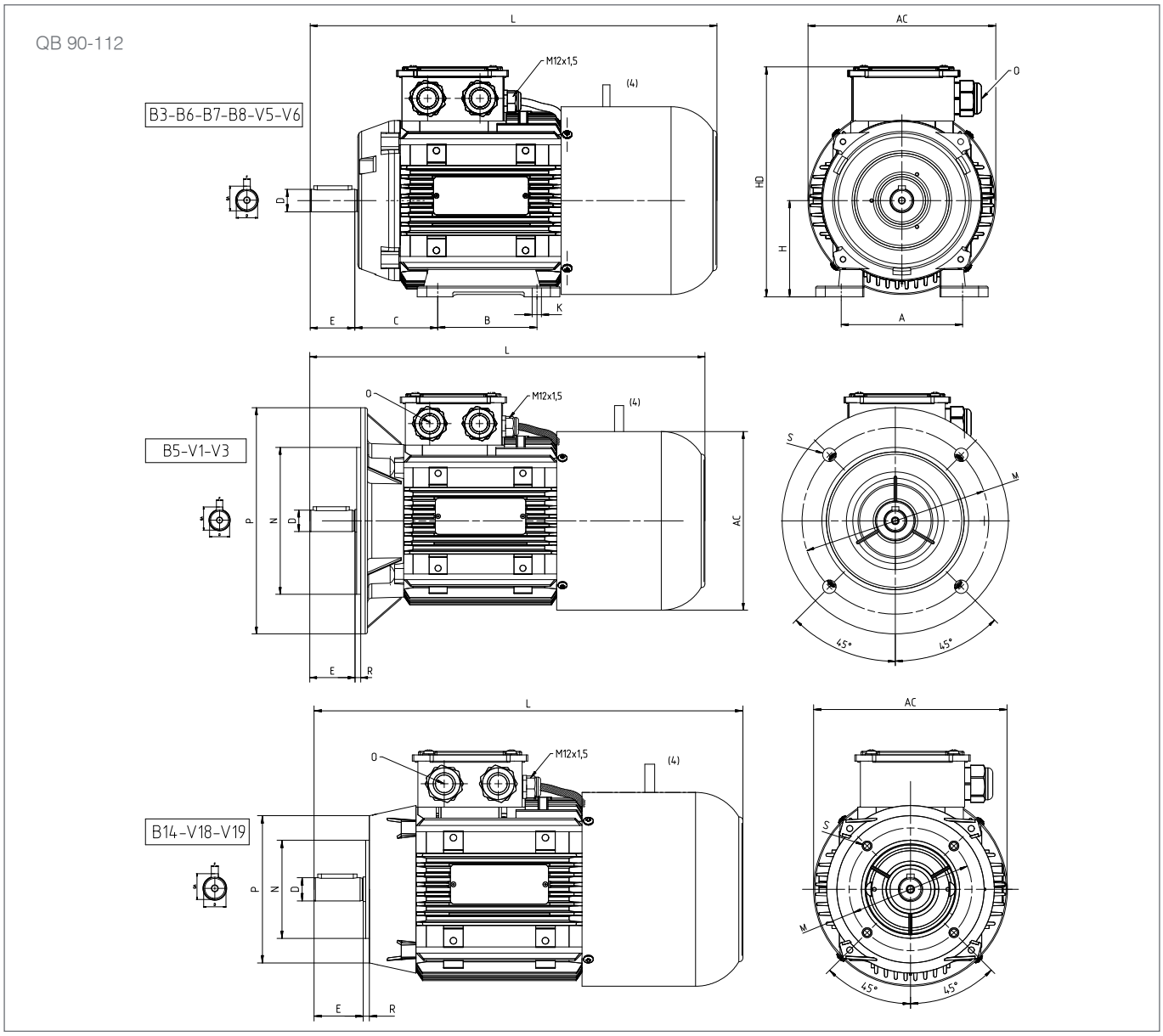

		Main Dimensions			Foot Mounted Motors						Shaft				Bearing		Seal		Flange						
Frame[4] Size	No. Of poles	AC	L	O	B	A	H	HD[6]	K	C	D[1]	E	GA	F[3]	Drive Side	Non drive Side	Drive Side	Non drive Side[5]	Mounting Type	Flange Type	P	N[2]	M	R	S
S			365,5		100														B5	FA	200	130	165	0	12
90	2...8	123		1*M25		140	90	241	10	56	24	50	27	8	6305-2Z	6205-2RS	25*40*7	-	B14	FB	160	110	130	0	M8
L			385,5		125														B14	FC	140	95	115	0	M8
																			B5	FA	250	180	215	0	15
100 L	2...8	138	437,0	1*M25	140	160	100	260	12	63	28	60	31	8	6306-2Z	6206-2RS	30*47*7	-	B14	FB	200	130	165	0	M10
																			B14	FC	160	110	130	0	M8
																			B5	FA	250	180	215	0	15
112 M	2...8	158	475,5	2*M25	140	190	112	280	12	70	28	60	31	8	6306-2Z	6206-2RS	30*47*7	-	B14	FB	200	130	165	0	M10
																			B14	FC	160	110	130	0	M8

Dimensions are in mm.

(1) Tolerance DIN EN 50347 "j6" up to f28mm.,"k6" above f28mm.
(2) According to DIN 6885
(3) Tolerance DIN EN 50347 "j6"
(4) Lifting bolt is mounted from frame size 112 on

TECHNICAL DOCUMENTATION

Multi-speed Motors

Multi-speed motors are categorized in two main groups as having “two separate windings” or “Dahlander winding”. In two-separate-winding motors, required speed is obtained with two independent windings with stator. In Dahlander-winding motors, two different speed rating at 2:1 ratio are normally obtained from a single wound motor.

Wiring Diagram for Two-Separate-Winding Motor:

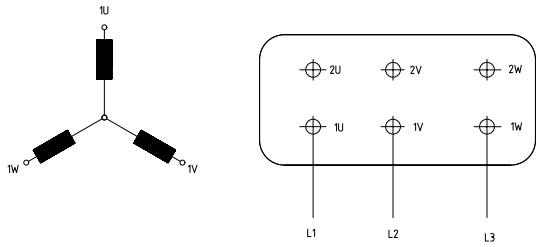

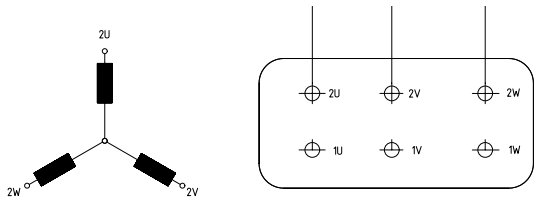

Dahlander Motor Connection Diagram:

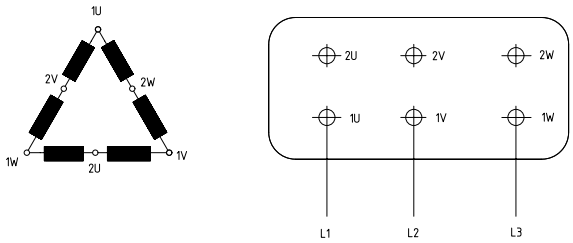

Low speed

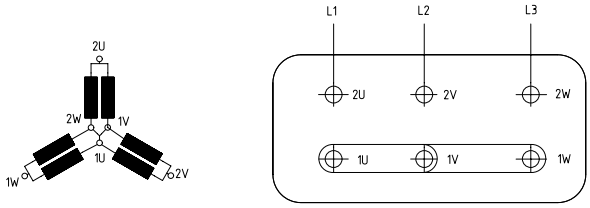

High speed

ELECTRICAL CHARACTERISTICS AT 50 Hz

MOTOR TYPE	HOUSING TYPE	RATED VALUES				STARTING VALUES				Breakdown Torque Ratio	EFFICIENCY		J	Weight (B3)
		Power	Speed	Current	Torque	Current I_A / I_N		Torque M_A / M_N			η %	Cosφ		
		kW	rpm	A	Nm	⅄	Δ	⅄	Δ	Mk/Mn	4/4	4/4	kgm²	kg
Q1E71M2/4A	Aluminium	0,20 0,30	1440 2850	0,80 1,13	1,32 1,0	3,8 3,5		2,25 2,15		3,00 2,90	62,5 59,5	0,61 0,68	0,00072	5
Q1E71M2/4B	Aluminium	0,30 0,45	1440 2880	1,20 2,00	2,00 1,50	4,0 3,4		2,40 2,15		3,40 3,20	63 56,5	0,60 0,61	0,00096	6
Q1E80M2/4A	Aluminium	0,37 0,55	1400 2840	1,17 1,57	2,52 1,9	4,0 5,2		2,40 2,10		2,80 2,60	69 66	0,70 0,82	0,00168	8
Q1E80M2/4B	Aluminium	0,55 0,75	1400 2850	1,60 2,20	3,75 2,51	4,6 4,9		2,30 2,30		2,80 2,70	74 72	0,71 0,72	0,00205	9
Q1E90S2/4A	Aluminium	0,85 1,20	1410 2810	2,30 3,70	5,75 4,1	5,3 4,9		2,50 2,40		3,00 2,90	76,2 70	0,73 0,71	0,00243	14
Q1E90L2/4A	Aluminium	1,40 1,8	1415 2855	3,60 4,80	9,48 6,03	5,1 5,0		2,20 2,30		2,60 2,70	78 73,5	0,76 0,78	0,00322	16
Q1E100L2/4A	Aluminium	2,00 2,60	1420 2850	4,60 5,80	13,45 8,7	5,1 5,4		2,40 2,50		2,80 2,90	81,5 80	0,81 0,85	0,00398	22
Q1E100L2/4B	Aluminium	2,60 3,2	1420 2850	6,00 7,00	17,49 10,72	5,4 5,6		2,50 2,60		3,10 3,00	83 82	0,80 0,85	0,00471	25
Q1E112M2/4B	Aluminium	3,70 4,70	1420 2890	7,40 10,50	24,4 15,5	6,2 6,0		2,30 2,20		2,90 3,10	85 81	0,89 0,84	0,00933	32
Q1E132S2/4C	Aluminium	4,70 5,7	1450 2900	9,50 12,90	30,95 18,83	6,2 6,5		2,20 2,40		2,80 3,10	85,5 81	0,88 0,83	0,02111	40
Q1E132M2/4B	Aluminium	6,50 8,00	1450 2900	12,70 17,70	42,81 26,3	6,3 6,9		2,50 2,70		2,90 3,40	86 82	0,90 0,84	0,02763	61
Q1E160M2/4B	Aluminium	9,50 11,0	1450 2910	18,50 21,80	62,57 36,09	5,4 6,9		2,20 2,70		2,70 3,20	88 87	0,89 0,88	0,05547	73
Q1E160L2/4A	Aluminium	13,00 17,00	1450 2920	25,90 33,20	85,6 55,6	5,6 6,5		2,50 2,50		2,90 3,20	89 88	0,86 0,88	0,06922	102
Q1E71M4/8B	Aluminium	0,09 0,15	690 1400	0,63 0,45	1,25 1,0	2,0 4,0		2,10 1,90		2,60 2,60	39,5 68	0,55 0,74	0,00068	6
Q1E71M4/8B	Aluminium	0,12 0,22	690 1400	0,91 0,63	1,66 1,50	2,1 4,0		2,30 2,00		2,80 2,50	39 70	0,53 0,76	0,00091	8
Q1E80M4/8A	Aluminium	0,15 0,25	700 1400	0,93 0,65	2,05 1,7	2,3 4,3		2,20 2,00		2,60 2,50	46 71,5	0,54 0,81	0,0016	10
Q1E80M4/8B	Aluminium	0,18 0,33	700 1410	1,20 0,84	2,46 2,24	2,5 4,5		2,70 2,30		3,10 2,70	47 75	0,50 0,80	0,00196	11
Q1E80M4/8C	Aluminium	0,25 0,45	700 1400	1,47 1,10	3,41 3,1	2,6 4,5		2,60 2,30		3,00 2,70	51,5 76	0,51 0,82	0,0022	12
Q1E90S4/8A	Aluminium	0,37 0,66	705 1420	1,81 2,37	5,01 6,72	3,0 4,8		1,80 1,80		2,50 2,50	57 78	0,55 0,55	0,00243	14
Q1E90L4/8A	Aluminium	0,55 1,00	710 1430	2,50 2,30	7,5 6,7	3,0 5,0		1,80 1,80		2,50 2,50	63 78	0,54 0,85	0,00322	16
Q1E100L4/8A	Aluminium	0,80 1,4	705 1425	3,00 3,20	10,84 9,38	2,8 4,2		1,70 1,50		2,10 2,10	64,5 77	0,63 0,87	0,00398	22
Q1E100L4/8C	Aluminium	1,20 2,00	700 1430	3,80 4,30	16,1 13,4	3,1 4,4		1,40 1,60		1,90 2,10	70,5 79,5	0,68 0,89	0,00471	29
Q1E112M4/8B	Aluminium	1,80 2,7	710 1440	4,90 5,50	20,50 17,90	3,8 5,6		1,50 1,60		2,30 2,50	73 80	0,76 0,93	0,00933	32
Q1E132S4/8C	Aluminium	2,70 4,00	720 1450	7,70 7,75	35,81 26,3	3,4 3,5		1,60 2,00		1,90 2,60	76 85,5	0,70 0,91	0,02111	40
Q1E132M4/8B	Aluminium	3,50 6,0	720 1450	10,30 11,65	46,42 39,52	3,2 5,8		1,40 2,00		2,10 2,60	77 86	0,67 0,90	0,02763	61
Q1E160M4/8B	Aluminium	5,00 7,50	720 1450	14,80 15,00	66,32 49,4	3,6 6,6		1,70 2,20		2,20 2,80	82 88	0,62 0,86	0,05915	75
Q1E160L4/8A	Aluminium	6,50 9,0	720 1450	17,50 17,50	86,22 59,30	3,7 7,1		1,90 2,30		2,30 3,00	83 88	0,68 0,88	0,07315	90
Q1E160L4/8B	Aluminium	7,00 11,00	720 1450	19,80 21,50	92,85 72,5	3,8 6,8		2,00 2,40		2,30 3,00	82 88	0,65 0,88	0,07315	101

Please contact with us for other motor types.

DIMENSION - B3

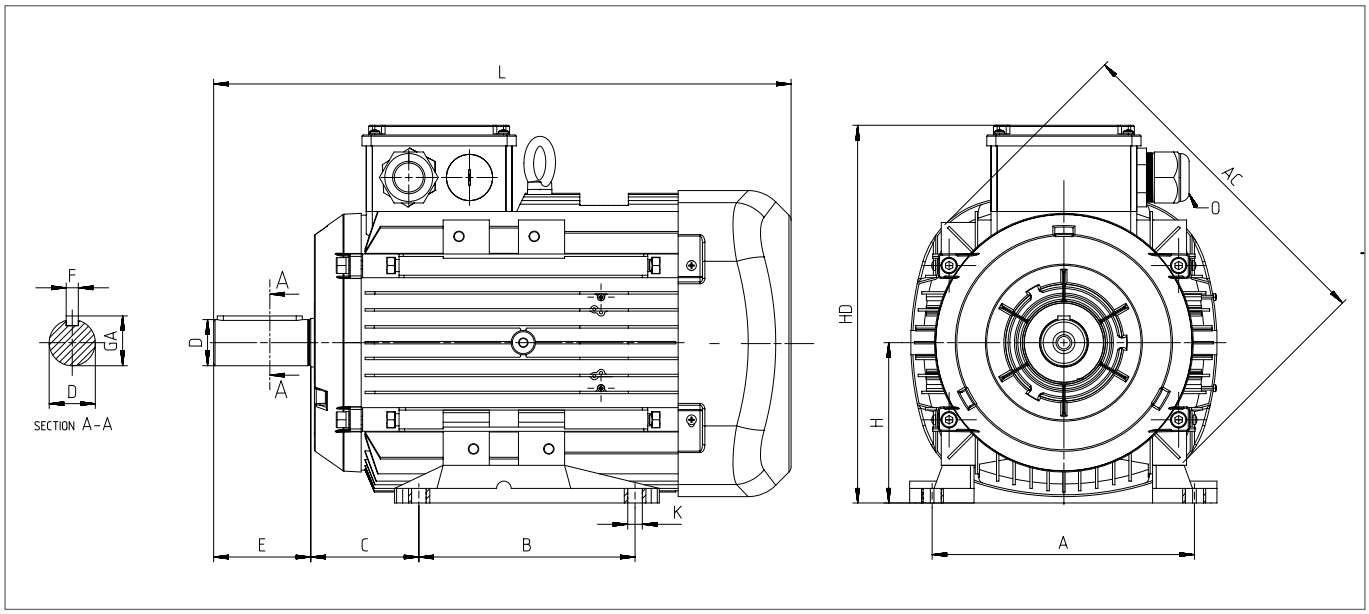

				Main Dimensions			Foot Mounted Motors						Shaft				Bearing		Seal	
Power (kW)	Number of Poles	Motor Type	Housing Type	AC	L	O	B	A	H	HD	K	C	D(1)	E	GA	F(2)	Drive Side	Non drive Side	Drive Side	Non drive Side
0.30/0.20	2/4	Q1E71M2/4A	Aluminium	138	252,5	1*M20	90	112	71	190	7	45	14	30	16	5	6202-2Z	6202-2Z	15*24*5	15*24*5
0.45/0.30	2/4	Q1E71M2/4B	Aluminium	138	252,5	1*M20	90	112	71	190	7	45	14	30	16	5	6202-2Z	6202-2Z	15*24*5	15*24*5
0.55/0.37	2/4	Q1E80M2/4A	Aluminium	158	283,5	1*M20	100	125	80	195	10	50	19	40	21,5	6	6204-2Z	6204-2Z	20*30*7	20*30*7
0.75/0.55	2/4	Q1E80M2/4B	Aluminium	158	283,5	1*M20	100	125	80	195	10	50	19	40	21,5	6	6204-2Z	6204-2Z	20*30*7	20*30*7
1.20/0.85	2/4	Q1E90S2/4A	Aluminium	193	296,5	1*M25	100	140	90	222	10	56	24	50	27	8	6305-2Z	6205-2Z	25*40*7	25*40*7
1.80/0.40	2/4	Q1E90L2/4A	Aluminium	193	316,5	1*M25	125	140	90	222	10	56	24	50	27	8	6305-2Z	6205-2Z	25*40*7	25*40*7
2.60/2.00	2/4	Q1E100L2/4A	Aluminium	217	352,0	1*M25	140	160	100	241	12	63	28	60	31	8	6306-2Z	6205-2Z	30*47*7	25*40*7
3.20/2.60	2/4	Q1E100L2/4B	Aluminium	217	352,0	1*M25	140	160	100	241	12	63	28	60	31	8	6306-2Z	6205-2Z	30*47*7	25*40*7
4.70/3.70	2/4	Q1E112M2/4B	Aluminium	232	395,5	2*M25	140	190	112	261	12	70	28	60	31	8	6306-2Z	6206-2Z	30*47*7	30*47*7
5.70/4.70	2/4	Q1E132S2/4C	Aluminium	279	440,5	2*M32	140	216	132	314	12	89	38	80	41	10	6208-2Z	6208-2Z	40*62*10	40*62*10
8.00/6.50	2/4	Q1E132M2/4B	Aluminium	279	475,5	2*M32	178	216	132	314	12	89	38	80	41	10	6208-2Z	6208-2Z	40*62*10	40*62*10
11.00/9.50	2/4	Q1E160M2/4B	Aluminium	302	576,0	2*M32	210	254	160	360	15	108	42	110	45	12	6309-2Z	6209-2Z	45*72*10	45*72*10
17.00/13.00	2/4	Q1E160L2/4A	Aluminium	302	576,0	2*M32	210	254	160	360	15	108	42	110	45	12	6309-2Z	6209-2Z	45*72*10	45*72*10
0.15/0.09	4/8	Q1E71M4/8B	Aluminium	138	252,5	1*M20	90	112	71	190	7	45	14	30	16	5	6202-2Z	6202-2Z	15*24*5	15*24*5
0.22/0.12	4/8	Q1E71M4/8B	Aluminium	138	252,5	1*M20	90	112	71	190	7	45	14	30	16	5	6202-2Z	6202-2Z	15*24*5	15*24*5
0.25/0.15	4/8	Q1E80M4/8A	Aluminium	158	283,5	1*M20	100	125	80	195	10	50	19	40	21,5	6	6204-2Z	6204-2Z	20*30*7	20*30*7
0.33/0.18	4/8	Q1E80M4/8B	Aluminium	158	283,5	1*M20	100	125	80	195	10	50	19	40	21,5	6	6204-2Z	6204-2Z	20*30*7	20*30*7
0.45/0.25	4/8	Q1E80M4/8C	Aluminium	158	283,5	1*M20	100	125	80	195	10	50	19	40	21,5	6	6204-2Z	6204-2Z	20*30*7	20*30*7
0.66/0.37	4/8	Q1E90S4/8A	Aluminium	193	296,5	1*M25	100	140	90	222	10	56	24	50	27	8	6305-2Z	6205-2Z	25*40*7	25*40*7
1.00/0.55	4/8	Q1E90L4/8A	Aluminium	193	316,5	1*M25	125	140	90	222	10	56	24	50	27	8	6305-2Z	6205-2Z	25*40*7	25*40*7
1.40/0.80	4/8	Q1E100L4/8A	Aluminium	217	352,0	1*M25	140	160	100	241	12	63	28	60	31	8	6306-2Z	6205-2Z	30*47*7	25*40*7
2.00/1.20	4/8	Q1E100L4/8C	Aluminium	217	352,0	1*M25	140	160	100	241	12	63	28	60	31	8	6306-2Z	6205-2Z	30*47*7	25*40*7
2.70/1.80	4/8	Q1E112M4/8B	Aluminium	232	395,5	2*M25	140	190	112	261	12	70	28	60	31	8	6306-2Z	6206-2Z	30*47*7	30*47*7
4.00/2.70	4/8	Q1E132S4/8C	Aluminium	279	440,5	2*M32	140	216	132	314	12	89	38	80	41	10	6208-2Z	6208-2Z	40*62*10	40*62*10
6.00/3.50	4/8	Q1E132M4/8B	Aluminium	279	475,5	2*M32	178	216	132	314	12	89	38	80	41	10	6208-2Z	6208-2Z	40*62*10	40*62*10
7.50/5.00	4/8	Q1E160M4/8B	Aluminium	302	576,0	2*M32	210	254	160	360	15	108	42	110	45	12	6309-2Z	6209-2Z	45*72*10	45*72*10
9.00/6.50	4/8	Q1E160L4/8A	Aluminium	302	576,0	2*M32	210	254	160	360	15	108	42	110	45	12	6309-2Z	6209-2Z	45*72*10	45*72*10
11.00/7.00	4/8	Q1E160L4/8B	Aluminium	302	576,0	2*M32	210	254	160	360	15	108	42	110	45	12	6309-2Z	6209-2Z	45*72*10	45*72*10

(1) Tolerance DIN EN 50347 "j6" up to 28mm, "k6" above 28mm
(2) According to DIN 6885

DIMENSION - B5

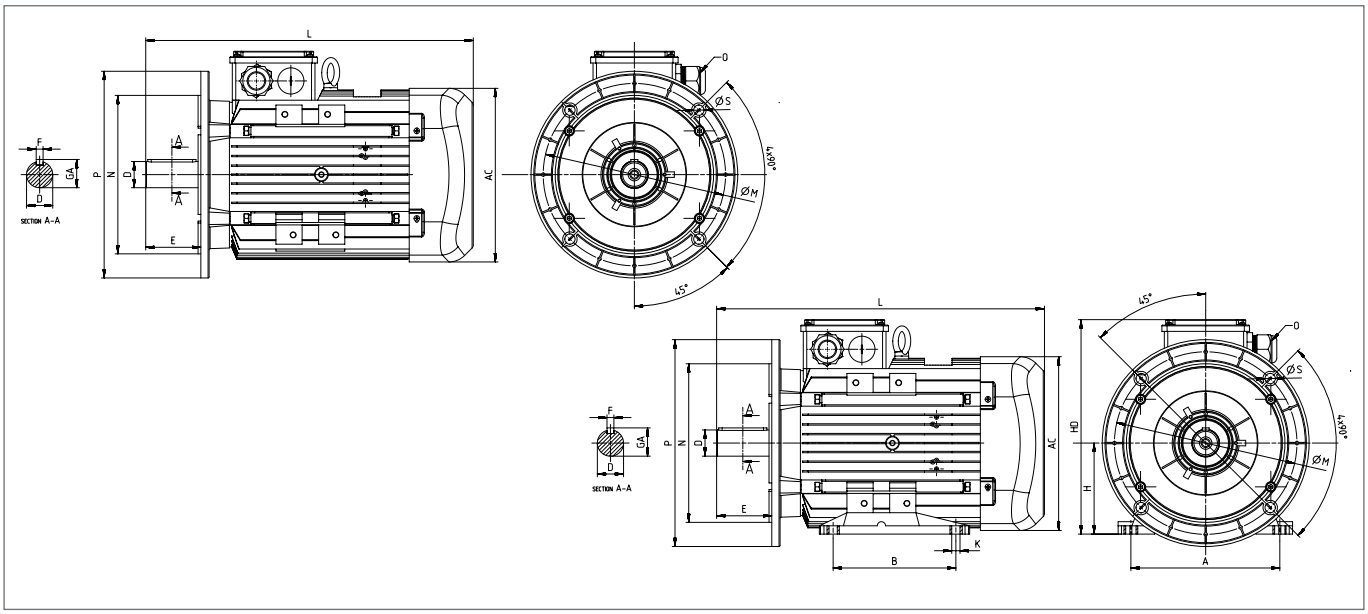

				Main Dimensions			Foot Mounted Motors					Shaft				Bearing		Seal		Flange (FA) (B5)				
Power (kW)	Number of Poles	Motor Type	Housing Type	AC	L	O	B	A	H	HD	K	D(1)	E	GA	F(2)	Drive Side	Non drive Side	Drive Side	Non drive Side	P	N(3)	M	R	S
0.30/0.20	2/4	Q1E71M2/4A	Aluminium	138	252,5	1*M20	90	112	71	190	7	14	30	16	5	6202-2Z	6202-2Z	15*24*5	15*24*5	160	110	130	0	10
0.45/0.30	2/4	Q1E71M2/4B	Aluminium	138	252,5	1*M20	90	112	71	190	7	14	30	16	5	6202-2Z	6202-2Z	15*24*5	15*24*5	160	110	130	0	10
0.55/0.37	2/4	Q1E80M2/4A	Aluminium	158	283,5	1*M20	100	125	80	195	10	19	40	21,5	6	6204-2Z	6204-2Z	20*30*7	20*30*7	200	130	165	0	12
0.75/0.55	2/4	Q1E80M2/4B	Aluminium	158	283,5	1*M20	100	125	80	195	10	19	40	21,5	6	6204-2Z	6204-2Z	20*30*7	20*30*7	200	130	165	0	12
1.20/0.85	2/4	Q1E90S2/4A	Aluminium	193	296,5	1*M25	100	140	90	222	10	24	50	27	8	6305-2Z	6205-2Z	25*40*7	25*40*7	200	130	165	0	12
1.80/0.40	2/4	Q1E90L2/4A	Aluminium	193	316,5	1*M25	125	140	90	222	10	24	50	27	8	6305-2Z	6205-2Z	25*40*7	25*40*7	200	130	165	0	12
2.60/2.00	2/4	Q1E100L2/4A	Aluminium	217	352,0	1*M25	140	160	100	241	12	28	60	31	8	6306-2Z	6205-2Z	30*47*7	25*40*7	250	180	215	0	15
3.20/2.60	2/4	Q1E100L2/4B	Aluminium	217	352,0	1*M25	140	160	100	241	12	28	60	31	8	6306-2Z	6205-2Z	30*47*7	25*40*7	250	180	215	0	15
4.70/3.70	2/4	Q1E112M2/4B	Aluminium	232	395,5	2*M25	140	190	112	261	12	28	60	31	8	6306-2Z	6206-2Z	30*47*7	30*47*7	250	180	215	0	15
5.70/4.70	2/4	Q1E132S2/4C	Aluminium	279	440,5	2*M32	140	216	132	314	12	38	80	41	10	6208-2Z	6208-2Z	40*62*10	40*62*10	300	230	265	0	15
8.00/6.50	2/4	Q1E132M2/4B	Aluminium	279	475,5	2*M32	178	216	132	314	12	38	80	41	10	6208-2Z	6208-2Z	40*62*10	40*62*10	300	230	265	0	15
11.00/9.50	2/4	Q1E160M2/4B	Aluminium	302	576,0	2*M32	210	254	160	360	15	42	110	45	12	6309-2Z	6209-2Z	45*72*10	45*72*10	350	250	300	0	19
17.00/13.00	2/4	Q1E160L2/4A	Aluminium	302	576,0	2*M32	210	254	160	360	15	42	110	45	12	6309-2Z	6209-2Z	45*72*10	45*72*10	350	250	300	0	19
0.15/0.09	4/8	Q1E71M4/8B	Aluminium	138	252,5	1*M20	90	112	71	190	7	14	30	16	5	6202-2Z	6202-2Z	15*24*5	15*24*5	160	110	130	0	10
0.22/0.12	4/8	Q1E71M4/8B	Aluminium	138	252,5	1*M20	90	112	71	190	7	14	30	16	5	6202-2Z	6202-2Z	15*24*5	15*24*5	160	110	130	0	10
0.25/0.15	4/8	Q1E80M4/8A	Aluminium	158	283,5	1*M20	100	125	80	195	10	19	40	21,5	6	6204-2Z	6204-2Z	20*30*7	20*30*7	200	130	165	0	12
0.33/0.18	4/8	Q1E80M4/8B	Aluminium	158	283,5	1*M20	100	125	80	195	10	19	40	21,5	6	6204-2Z	6204-2Z	20*30*7	20*30*7	200	130	165	0	12
0.45/0.25	4/8	Q1E80M4/8C	Aluminium	158	283,5	1*M20	100	125	80	195	10	19	40	21,5	6	6204-2Z	6204-2Z	20*30*7	20*30*7	200	130	165	0	12
0.66/0.37	4/8	Q1E90S4/8A	Aluminium	193	296,5	1*M25	100	140	90	222	10	24	50	27	8	6305-2Z	6205-2Z	25*40*7	25*40*7	200	130	165	0	12
1.00/0.55	4/8	Q1E90L4/8A	Aluminium	193	316,5	1*M25	125	140	90	222	10	24	50	27	8	6305-2Z	6205-2Z	25*40*7	25*40*7	200	130	165	0	12
1.40/0.80	4/8	Q1E100L4/8A	Aluminium	217	352,0	1*M25	140	160	100	241	12	28	60	31	8	6306-2Z	6205-2Z	30*47*7	25*40*7	250	180	215	0	15
2.00/1.20	4/8	Q1E100L4/8C	Aluminium	217	352,0	1*M25	140	160	100	241	12	28	60	31	8	6306-2Z	6205-2Z	30*47*7	25*40*7	250	180	215	0	15
2.70/1.80	4/8	Q1E112M4/8B	Aluminium	232	395,5	2*M25	140	190	112	261	12	28	60	31	8	6306-2Z	6206-2Z	30*47*7	30*47*7	250	180	215	0	15
4.00/2.70	4/8	Q1E132S4/8C	Aluminium	279	440,5	2*M32	140	216	132	314	12	38	80	41	10	6208-2Z	6208-2Z	40*62*10	40*62*10	300	230	265	0	15
6.00/3.50	4/8	Q1E132M4/8B	Aluminium	279	475,5	2*M32	178	216	132	314	12	38	80	41	10	6208-2Z	6208-2Z	40*62*10	40*62*10	300	230	265	0	15
7.50/5.00	4/8	Q1E160M4/8B	Aluminium	302	576,0	2*M32	210	254	160	360	15	42	110	45	12	6309-2Z	6209-2Z	45*72*10	45*72*10	350	250	300	0	19
9.00/6.50	4/8	Q1E160L4/8A	Aluminium	302	576,0	2*M32	210	254	160	360	15	42	110	45	12	6309-2Z	6209-2Z	45*72*10	45*72*10	350	250	300	0	19
11.00/7.00	4/8	Q1E160L4/8B	Aluminium	302	576,0	2*M32	210	254	160	360	15	42	110	45	12	6309-2Z	6209-2Z	45*72*10	45*72*10	350	250	300	0	19

(1) Tolerance DIN EN 50347 "j6" up to 28mm, "k6" above 28mm
(2) According to DIN 6885
(3) Tolerance DIN EN 50347 "j6"

DIMENSION - B14a, B34a

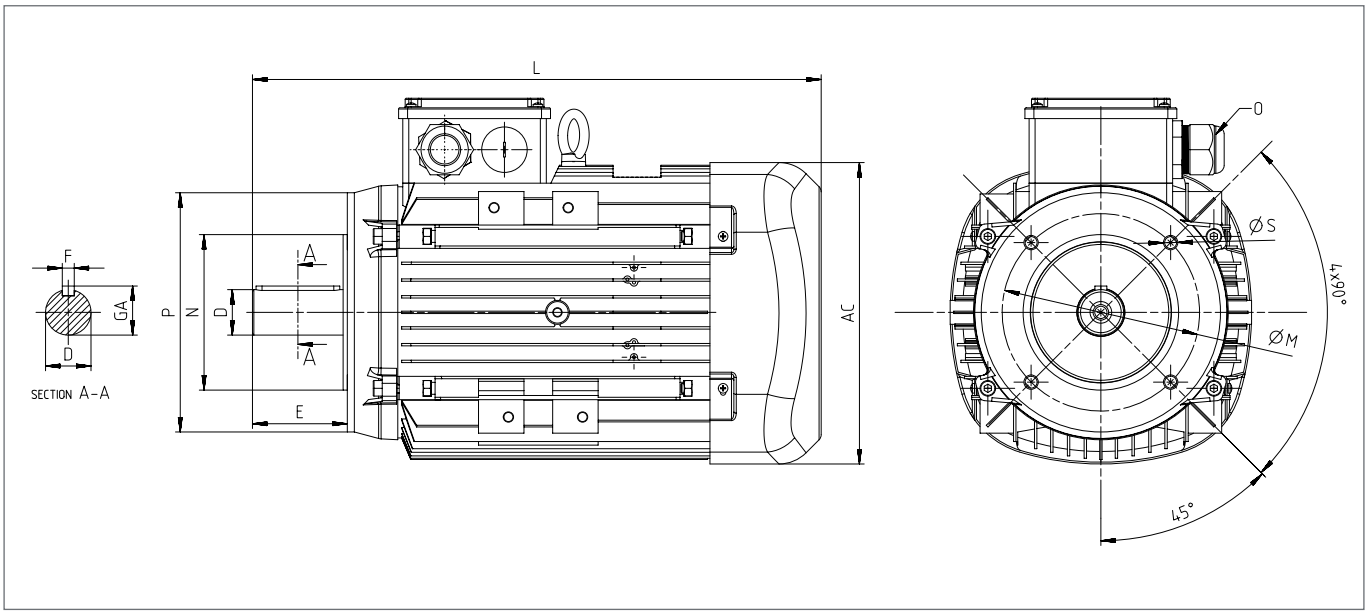

				Main Dimensions			Foot Mounted Motors					Shaft				Bearing		Seal		Flange (FC) (B14a)				
Power (kW)	Number of Poles	Motor Type	Housing Type	AC	L	O	B	A	H	HD	K	D(1)	E	GA	F(2)	Drive Side	Non drive Side	Drive Side	Non drive Side	P	N(3)	M	R	S
0.30/0.20	2/4	Q1E71M2/4A	Aluminium	138	252,5	1*M20	90	112	71	190	7	14	30	16	5	6202-2Z	6202-2Z	15*24*5	15*24*5	105	70	85	0	M6
0.45/0.30	2/4	Q1E71M2/4B	Aluminium	138	252,5	1*M20	90	112	71	190	7	14	30	16	5	6202-2Z	6202-2Z	15*24*5	15*24*5	105	70	85	0	M6
0.55/0.37	2/4	Q1E80M2/4A	Aluminium	158	283,5	1*M20	100	125	80	195	10	19	40	21,5	6	6204-2Z	6204-2Z	20*30*7	20*30*7	120	80	100	0	M6
0.75/0.55	2/4	Q1E80M2/4B	Aluminium	158	283,5	1*M20	100	125	80	195	10	19	40	21,5	6	6204-2Z	6204-2Z	20*30*7	20*30*7	120	80	100	0	M6
1.20/0.85	2/4	Q1E 90S2/4A	Aluminium	193	296,5	1*M25	100	140	90	222	10	24	50	27	8	6305-2Z	6205-2Z	25*40*7	25*40*7	140	95	115	0	M8
1.80/0.40	2/4	Q1E 90L2/4A	Aluminium	193	316,5	1*M25	125	140	90	222	10	24	50	27	8	6305-2Z	6205-2Z	25*40*7	25*40*7	140	95	115	0	M8
2.60/2.00	2/4	Q1E100L2/4A	Aluminium	217	352,0	1*M25	140	160	100	241	12	28	60	31	8	6306-2Z	6205-2Z	30*47*7	25*40*7	160	110	130	0	M8
3.20/2.60	2/4	Q1E100L2/4B	Aluminium	217	352,0	1*M25	140	160	100	241	12	28	60	31	8	6306-2Z	6205-2Z	30*47*7	25*40*7	160	110	130	0	M8
4.70/3.70	2/4	Q1E112M2/4B	Aluminium	232	395,5	2*M25	140	190	112	261	12	28	60	31	8	6306-2Z	6206-2Z	30*47*7	30*47*7	160	110	130	0	M8
5.70/4.70	2/4	Q1E132S2/4C	Aluminium	279	440,5	2*M32	140	216	132	314	12	38	80	41	10	6208-2Z	6208-2Z	40*62*10	40*62*10	200	130	165	0	M10
8.00/6.50	2/4	Q1E132M2/4B	Aluminium	279	475,5	2*M32	178	216	132	314	12	38	80	41	10	6208-2Z	6208-2Z	40*62*10	40*62*10	200	130	165	0	M10
0.15/0.09	4/8	Q1E71M4/8B	Aluminium	138	252,5	1*M20	90	112	71	190	7	14	30	16	5	6202-2Z	6202-2Z	15*24*5	15*24*5	105	70	85	0	M6
0.22/0.12	4/8	Q1E71M4/8B	Aluminium	138	252,5	1*M20	90	112	71	190	7	14	30	16	5	6202-2Z	6202-2Z	15*24*5	15*24*5	105	70	85	0	M6
0.25/0.15	4/8	Q1E80M4/8A	Aluminium	158	283,5	1*M20	100	125	80	195	10	19	40	21,5	6	6204-2Z	6204-2Z	20*30*7	20*30*7	120	80	100	0	M6
0.33/0.18	4/8	Q1E80M4/8B	Aluminium	158	283,5	1*M20	100	125	80	195	10	19	40	21,5	6	6204-2Z	6204-2Z	20*30*7	20*30*7	120	80	100	0	M6
0.45/0.25	4/8	Q1E80M4/8C	Aluminium	158	283,5	1*M20	100	125	80	195	10	19	40	21,5	6	6204-2Z	6204-2Z	20*30*7	20*30*7	120	80	100	0	M6
0.66/0.37	4/8	Q190S4/8A	Aluminium	193	296,5	1*M25	100	140	90	222	10	24	50	27	8	6305-2Z	6205-2Z	25*40*7	25*40*7	140	95	115	0	M8
1.00/0.55	4/8	Q1E90L4/8A	Aluminium	193	316,5	1*M25	125	140	90	222	10	24	50	27	8	6305-2Z	6205-2Z	25*40*7	25*40*7	140	95	115	0	M8
1.40/0.80	4/8	Q1E100L4/8A	Aluminium	217	352,0	1*M25	140	160	100	241	12	28	60	31	8	6306-2Z	6205-2Z	30*47*7	25*40*7	160	110	130	0	M8
2.00/1.20	4/8	Q1E100L4/8C	Aluminium	217	352,0	1*M25	140	160	100	241	12	28	60	31	8	6306-2Z	6205-2Z	30*47*7	25*40*7	160	110	130	0	M8
2.70/1.80	4/8	Q1E112M4/8B	Aluminium	232	395,5	2*M25	140	190	112	261	12	28	60	31	8	6306-2Z	6206-2Z	30*47*7	30*47*7	160	110	130	0	M8
4.00/2.70	4/8	Q1E132S4/8C	Aluminium	279	440,5	2*M32	140	216	132	314	12	38	80	41	10	6208-2Z	6208-2Z	40*62*10	40*62*10	200	130	165	0	M10
6.00/3.50	4/8	Q1E132M4/8B	Aluminium	279	475,5	2*M32	178	216	132	314	12	38	80	41	10	6208-2Z	6208-2Z	40*62*10	40*62*10	200	130	165	0	M10

(1) Tolerance DIN EN 50347 "j6" up to 28mm, "k6" above 28mm
(2) According to DIN 6885
(3) Tolerance DIN EN 50347 "j6"

DIMENSION - B14b, B34b

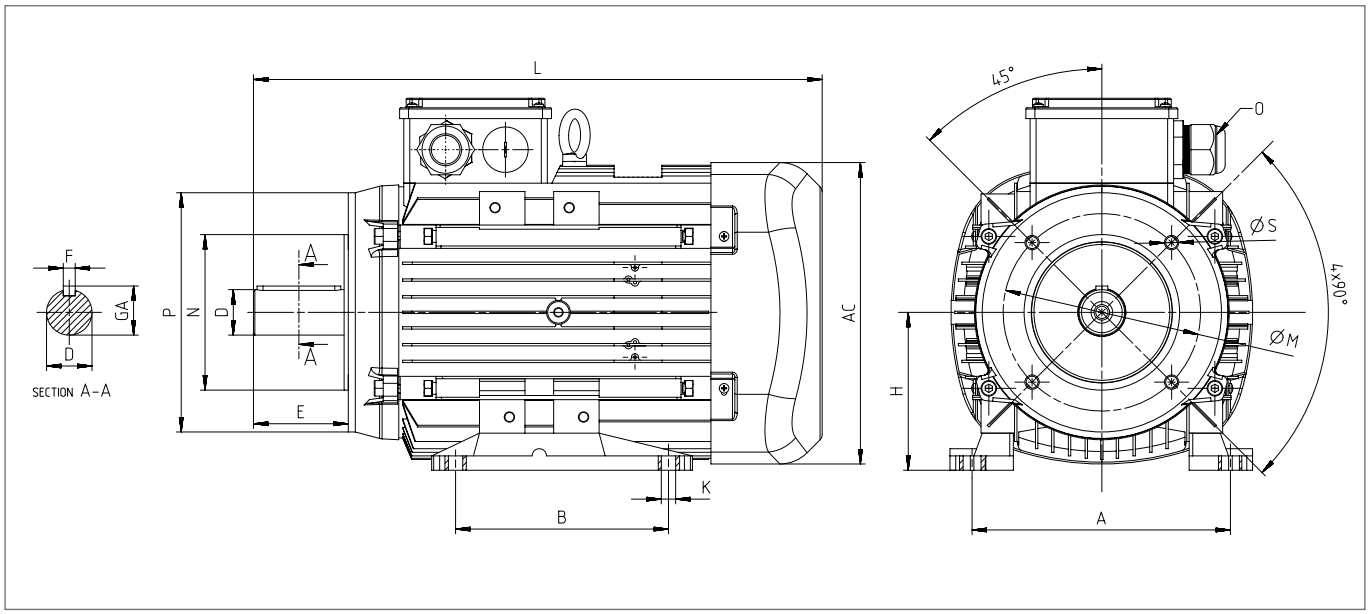

				Main Dimensions			Foot Mounted Motors					Shaft				Bearing		Seal		Flange (FB) (B14b)				
Power (kW)	Number of Poles	Motor Type	Housing Type	AC	L	O	B	A	H	HD	K	D(1)	E	GA	F(2)	Drive Side	Non drive Side	Drive Side	Non drive Side	P	N(3)	M	R	S
0.30/0.20	2/4	Q1E71M2/4A	Aluminium	138	252,5	1*M20	90	112	71	190	7	14	30	16	5	6202-2Z	6202-2Z	15*24*5	15*24*5	140	95	115	0	M8
0.45/0.30	2/4	Q1E71M2/4B	Aluminium	138	252,5	1*M20	90	112	71	190	7	14	30	16	5	6202-2Z	6202-2Z	15*24*5	15*24*5	140	95	115	0	M8
0.55/0.37	2/4	Q1E80M2/4A	Aluminium	158	283,5	1*M20	100	125	80	195	10	19	40	21,5	6	6204-2Z	6204-2Z	20*30*7	20*30*7	160	110	130	0	M8
0.75/0.55	2/4	Q1E80M2/4B	Aluminium	158	283,5	1*M20	100	125	80	195	10	19	40	21,5	6	6204-2Z	6204-2Z	20*30*7	20*30*7	160	110	130	0	M8
1.20/0.85	2/4	Q1E90S2/4A	Aluminium	193	296,5	1*M25	100	140	90	222	10	24	50	27	8	6305-2Z	6205-2Z	25*40*7	25*40*7	160	110	130	0	M8
1.80/0.40	2/4	Q1E90L2/4A	Aluminium	193	316,5	1*M25	125	140	90	222	10	24	50	27	8	6305-2Z	6205-2Z	25*40*7	25*40*7	160	110	130	0	M8
2.60/2.00	2/4	Q1E100L2/4A	Aluminium	217	352,0	1*M25	140	160	100	241	12	28	60	31	8	6306-2Z	6205-2Z	30*47*7	25*40*7	200	130	165	0	M10
3.20/2.60	2/4	Q1E100L2/4B	Aluminium	217	352,0	1*M25	140	160	100	241	12	28	60	31	8	6306-2Z	6205-2Z	30*47*7	25*40*7	200	130	165	0	M10
4.70/3.70	2/4	Q1E112M2/4B	Aluminium	232	395,5	2*M25	140	190	112	261	12	28	60	31	8	6306-2Z	6206-2Z	30*47*7	30*47*7	200	130	165	0	M10
5.70/4.70	2/4	Q1E132S2/4C	Aluminium	279	440,5	2*M32	140	216	132	314	12	38	80	41	10	6208-2Z	6208-2Z	40*62*10	40*62*10	250	180	215	0	M12 or 15
8.00/6.50	2/4	Q1E132M2/4B	Aluminium	279	475,5	2*M32	178	216	132	314	12	38	80	41	10	6208-2Z	6208-2Z	40*62*10	40*62*10	250	180	215	0	M12 or 15
0.15/0.09	4/8	Q1E71M4/8B	Aluminium	138	252,5	1*M20	90	112	71	190	7	14	30	16	5	6202-2Z	6202-2Z	15*24*5	15*24*5	140	95	115	0	M8
0.22/0.12	4/8	Q1E71M4/8B	Aluminium	138	252,5	1*M20	90	112	71	190	7	14	30	16	5	6202-2Z	6202-2Z	15*24*5	15*24*5	140	95	115	0	M8
0.25/0.15	4/8	Q1E80M4/8A	Aluminium	158	283,5	1*M20	100	125	80	195	10	19	40	21,5	6	6204-2Z	6204-2Z	20*30*7	20*30*7	160	110	130	0	M8
0.33/0.18	4/8	Q1E80M4/8B	Aluminium	158	283,5	1*M20	100	125	80	195	10	19	40	21,5	6	6204-2Z	6204-2Z	20*30*7	20*30*7	160	110	130	0	M8
0.45/0.25	4/8	Q1E80M4/8C	Aluminium	158	283,5	1*M20	100	125	80	195	10	19	40	21,5	6	6204-2Z	6204-2Z	20*30*7	20*30*7	160	110	130	0	M8
0.66/0.37	4/8	Q1E90S4/8A	Aluminium	193	296,5	1*M25	100	140	90	222	10	24	50	27	8	6305-2Z	6205-2Z	25*40*7	25*40*7	160	110	130	0	M8
1.00/0.55	4/8	Q1E90L4/8A	Aluminium	193	316,5	1*M25	125	140	90	222	10	24	50	27	8	6305-2Z	6205-2Z	25*40*7	25*40*7	160	110	130	0	M8
1.40/0.80	4/8	Q1E100L4/8A	Aluminium	217	352,0	1*M25	140	160	100	241	12	28	60	31	8	6306-2Z	6205-2Z	30*47*7	25*40*7	200	130	165	0	M10
2.00/1.20	4/8	Q1E100L4/8C	Aluminium	217	352,0	1*M25	140	160	100	241	12	28	60	31	8	6306-2Z	6205-2Z	30*47*7	25*40*7	200	130	165	0	M10
2.70/1.80	4/8	Q1E112M4/8B	Aluminium	232	395,5	2*M25	140	190	112	261	12	28	60	31	8	6306-2Z	6206-2Z	30*47*7	30*47*7	200	130	165	0	M10
4.00/2.70	4/8	Q1E132S4/8C	Aluminium	279	440,5	2*M32	140	216	132	314	12	38	80	41	10	6208-2Z	6208-2Z	40*62*10	40*62*10	250	180	215	0	M12 or 15
6.00/3.50	4/8	Q1E132M4/8B	Aluminium	279	475,5	2*M32	178	216	132	314	12	38	80	41	10	6208-2Z	6208-2Z	40*62*10	40*62*10	250	180	215	0	M12 or 15

(1) Tolerance DIN EN 50347 "j6" up to 28mm, "k6" above 28mm
(2) According to DIN 6885
(3) Tolerance DIN EN 50347 "j6"

TECHNICAL DOCUMENTATION

Motors are manufactured in IEC 63-100 frame size as single phase, fully closed, short-circuit rotor and fan cooling.

Motors have been designed according to 230V, 50Hz as standard. Motors with other voltage and 60Hz frequency rating can be manufactured on demand.

QM type single phase motors are with run capacitors and QC type single phase motors are with start and run capacitors.

QM type motors with run capacitor:
400V run capacitor is used in the motors.

QC type motors with start and run capacitor:
Motors have electronic relay as well as 400V run capacitor and start capacitor. These type of motors with high startup moment have the capability of 300 start/stop per hour. Frequent direction of rotation change, will affect this capability. If you have such an application, please contact with us to get more detailed information. Thanks to current smoothing and rotor blocking protection properties of electronic relay, our single phase motors are guaranteed an extended service life.

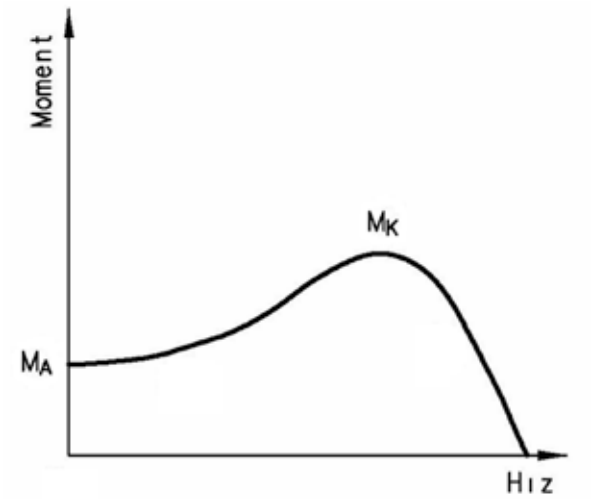

Torque-Speed curve of QM type motors with run capacitor

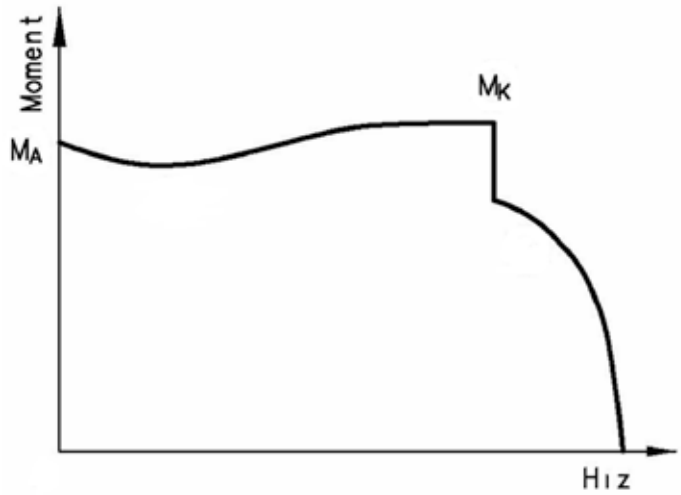

Torque-Speed curve of QC type motors with start and run capacitor

Thanks to the electronic relay, the starting torque (MA) of QC type motors is 2.5-3 times the nominal torque.

ELECTRICAL CHARACTERISTICS AT 50 Hz

	MOTOR TYPE	HOUSING TYPE	RATED VALUES					STARTING VALUES		Breakdown Torque Ratio	η %	Cosφ	µF	J	Weight (B3)
			Power		Speed	Current	Torque	Current	Torque						
			HP	kW	rpm	A	Nm	I_A / I_N	M_A / M_N	Mk/Mn			(400 V)	kgm³	kg
	2 pole 3000 rpm														
230V 50Hz	QM63M2B	Aluminium	1/3	0,25	2780	1,95	0,85	3,6	0,60	1,90	60	0,94	10	0,00021	5,5
	QM63M2C	Aluminium	1/2	0,37	2780	2,80	1,28	3,6	0,60	1,80	61	0,94	15	0,00026	6,0
	QM63M2D	Aluminium	3/4	0,55	2820	4,00	1,88	4,0	0,55	1,80	63	0,93	15	0,00030	7,0
	QM71M2A	Aluminium	1/3	0,25	2780	2,00	0,85	3,8	0,80	2,20	63	0,93	12,5	0,00028	6,0
	QM71M2B	Aluminium	1/2	0,37	2780	2,85	1,25	3,8	0,70	2,20	66	0,92	18	0,00035	7,0
	QM71M2C	Aluminium	3/4	0,55	2800	4,00	1,89	3,8	0,60	2,10	67	0,88	20	0,00040	7,5
	QM71M2D	Aluminium	1,0	0,75	2800	4,80	2,56	4,2	0,55	2,00	69	0,94	25	0,00051	9,0
	QM80M2A	Aluminium	3/4	0,55	2820	3,90	1,88	4,0	0,70	2,10	64	0,95	20	0,00092	9,5
	QM80M2B	Aluminium	1,0	0,75	2820	5,00	2,56	4,0	0,70	2,10	68	0,94	25	0,00107	10,5
	QM80M2C	Aluminium	1,5	1,1	2800	7,80	3,75	3,8	0,60	2,00	68	0,86	30	0,00126	11,5
	QM90S2A	Aluminium	1,5	1,1	2820	7,70	3,75	4,5	0,70	2,10	72	0,88	30	0,00118	14
	QM90L2A	Aluminium	2,0	1,5	2840	9,90	5,12	4,5	0,65	2,10	74	0,94	40	0,00152	16
	QM90L2C	Aluminium	3,0	2,2	2790	14,50	7,53	4,5	0,55	2,10	74	0,90	50	0,00172	18
	QM100L2B	Aluminium	4,0	3,0	2750	18,70	10,10	2,7	0,40	1,80	75	0,97	80	0,00213	22
	4 pole 1500 rpm														
230V 50Hz	QM63M4B	Aluminium	1/6	0,12	1400	1,10	1,12	3,5	0,70	2,00	51	0,91	12,5	0,00025	6
	QM71M4A	Aluminium	1/4	0,18	1400	1,50	1,24	3,5	0,70	2,00	57	0,92	12,5	0,00071	6,5
	QM71M4B	Aluminium	1/3	0,25	1400	2,00	1,72	3,5	0,70	2,00	60	0,90	15	0,00095	7,5
	QM71M4C	Aluminium	1/2	0,37	1400	2,70	2,54	3,5	0,65	1,90	64	0,91	20	0,00107	8,0
	QM80M4A	Aluminium	1/2	0,37	1400	2,60	2,52	3,5	0,70	1,80	66	0,84	20	0,00167	9,5
	QM80M4B	Aluminium	3/4	0,55	1390	3,80	3,78	2,2	0,70	1,80	68	0,95	25	0,00204	10,5
	QM80M4C	Aluminium	1,0	0,75	1380	5,00	5,23	3,5	0,65	1,75	69	0,95	30	0,00229	11,5
	QM90S4A	Aluminium	1,0	0,75	1400	5,50	5,15	4,5	0,60	1,80	68	0,88	30	0,00237	14
	QM90L4A	Aluminium	1,5	1,1	1400	7,40	7,50	4,5	0,65	1,90	69	0,90	40	0,00309	16
	QM90L4C	Aluminium	2,0	1,5	1400	10,20	10,31	5,0	0,55	1,60	69	0,90	50	0,00351	18
	QM100L4B	Aluminium	3,0	2,2	1410	13,50	15,34	3,0	0,55	1,80	76	0,94	75	0,00471	24

DIMENSION

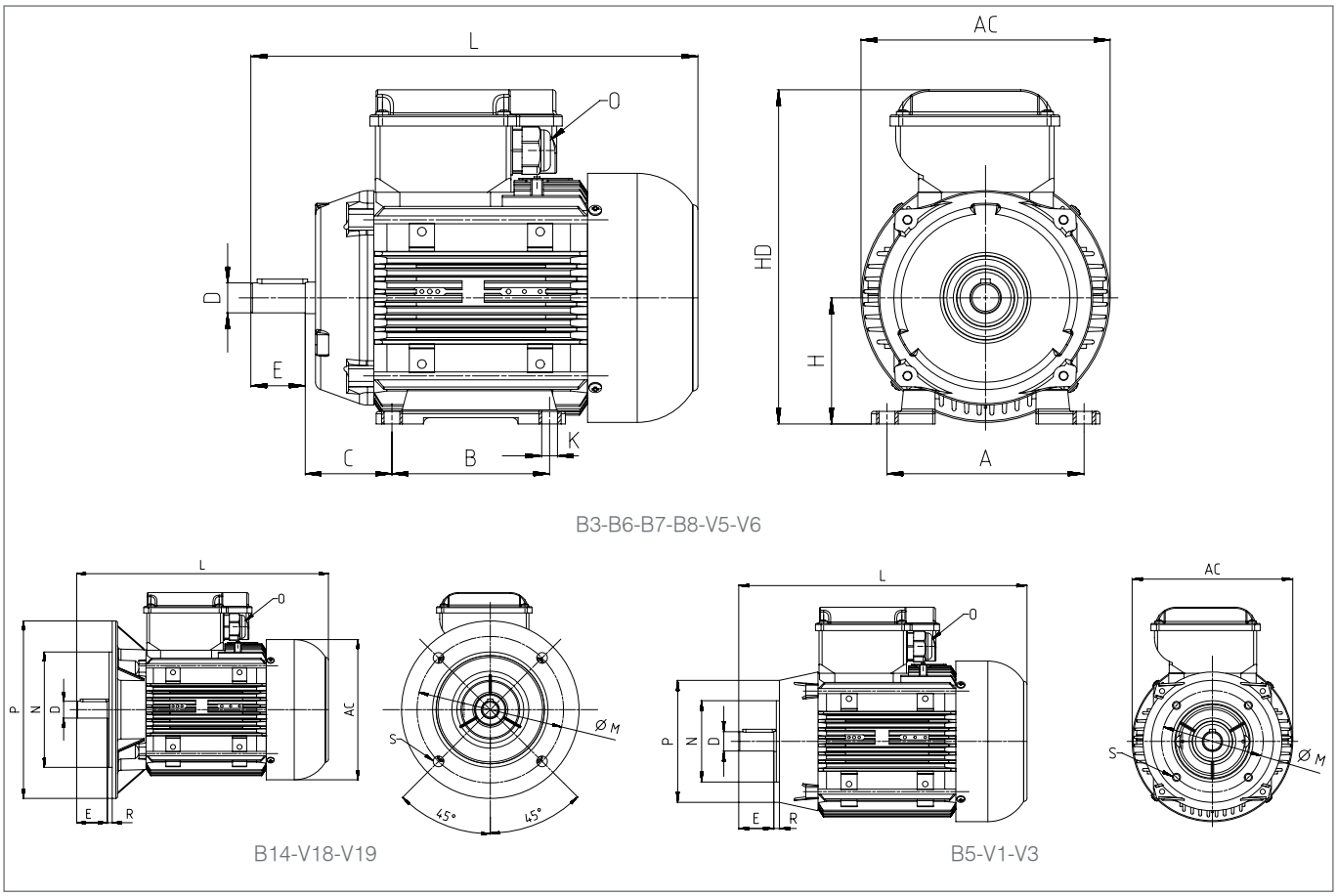

			Main Dimensions			Foot Mounted Motors						Shaft				Bearing		Seal		Flange						
Frame Size	Housing Type	No. Of poles	AC	L	O	B	A	H	HD	K	C	D(1)	E	GA	F(2)	Drive Side	Non drive Side	Drive Side	Non drive Side	Mounting Type	Flange Type	P	N(3)	M	R	S
63 M	Aluminium	2	123	219,5 (5)	1*M20	80	100	63	182	7	40	11	23	12,5	4	6201-2Z	6201-2Z	12*22*7	12*22*7	B5	FA	140	95	115	0	10
																				B14	FB	120	80	100	0	M6
																				B14	FC	90	60	75	0	M5
71 M	Aluminium	2...4	138	252,5 (6)	1*M20	90	112	71	198	7	45	14	30	16,0	5	6202-2Z	6202-2Z	15*24*5	15*24*5	B5	FA	140	95	115	0	10
																				B14	FB	120	80	100	0	M6
																				B14	FC	90	60	75	0	M5
80 M	Aluminium	2...4	158	283,5	1*M20	100	125	80	215	10	50	19	40	21,5	6	6204-2Z	6204-2Z	20*30*7	20*30*7	B5	FA	200	130	165	0	12
																				B14	FB	160	110	130	0	M8
																				B14	FC	120	80	100	0	M6
S				296,5		100														B5	FA	200	130	165	0	12
90	Aluminium	2...4	193		1*M20		140	90	241	10	56	24	50	27	8	6305-2Z	6205-2Z	25*40*7	25*40*7	B14	FB	160	110	130	0	M8
L				316,5		125														B14	FC	140	95	115	0	M8
100 L	Aluminium	2...4	217	352,0	1*M25	140	160	100	241	12	63	28	60	31,0	8	6306-2Z	6205-2Z	30*47*7	25*40*7	B5	FA	250	180	215	0	15
																				B14	FB	160	110	130	0	M8
																				B14	FC	200	130	165	0	M10

Dimensions are in mm

(1) Tolerance DIN EN 50347 "j6"
(2) According to DIN 6885
(3) Tolerance DIN EN 50347 "j6"
(4) IP55
(5) Optional terminal box application

ELECTRICAL CHARACTERISTICS AT 50 Hz

	MOTOR TYPE	HOUSING TYPE	RATED VALUES					STARTING VALUES		Breakdown Torque Ratio	η %	Cosφ	Capacitor		J	Weight (B3)
			Power		Speed	Current	Torque	Current	Torque				Run	Start		
			HP	kW	rpm	A	Nm	I_A / I_N	M_A / M_N	Mk/Mn			µF	µF	kgm³	kg
	2 pole 3000 rpm															
230V 50Hz	QC80M2A	Aluminium	3/4	0,55	2800	3,80	1,88	4,9	2,70	2,10	64	0,98	20	124-149	0,00092	9,5
230V 50Hz	QC80M2B	Aluminium	1,0	0,75	2800	4,95	2,56	4,9	2,70	2,10	68	0,98	25	124-149	0,00107	10,5
230V 50Hz	QC80M2C	Aluminium	1,5	1,1	2800	7,70	3,75	5,1	2,60	2,00	68	0,86	30	145-175	0,00126	11,5
230V 50Hz	QC90S2A	Aluminium	1,5	1,1	2800	7,60	3,75	5,0	2,95	2,10	72	0,88	30	189-227	0,00118	14,5
230V 50Hz	QC90L2A	Aluminium	2,0	1,5	2810	9,10	5,10	5,1	2,95	2,10	74	0,94	40	189-227	0,00152	16,5
230V 50Hz	QC90L2C	Aluminium	3,0	2,2	2780	14,50	7,53	5,2	2,95	2,10	74	0,90	50	280-333	0,00172	18,5
230V 50Hz	QC100L2B	Aluminium	4,0	3,0	2860	17,80	10,10	2,5	1,80	1,80	75	0,97	80	189-227	0,00213	22,5
	4 pole 1500 rpm															
230V 50Hz	QC80M4A	Aluminium	1/2	0,37	1390	2,80	2,54	4,5	2,50	1,80	66	0,84	20	130-156	0,00167	9,5
230V 50Hz	QC80M4B	Aluminium	3/4	0,55	1390	3,70	3,80	4,5	2,55	1,80	69	0,98	25	130-156	0,00204	10,5
230V 50Hz	QC80M4C	Aluminium	1,0	0,75	1370	5,00	5,20	4,6	2,65	1,75	69	0,95	30	130-156	0,00229	11,5
230V 50Hz	QC90S4A	Aluminium	1,0	0,75	1400	5,80	5,15	4,8	2,85	1,80	68	0,93	30	145-175	0,00237	14,5
230V 50Hz	QC90L4A	Aluminium	1,5	1,1	1400	7,40	7,50	4,9	2,95	1,90	69	0,90	40	145-175	0,00309	16,5
230V 50Hz	QC90L4C	Aluminium	2,0	1,5	1400	10,70	10,31	5,3	2,85	1,60	69	0,90	50	145-175	0,00351	18,5
230V 50Hz	QC100L4B	Aluminium	3,0	2,2	1415	14,20	15,30	3,0	1,90	1,80	76	0,94	75	145-175	0,00471	24

DIMENSION

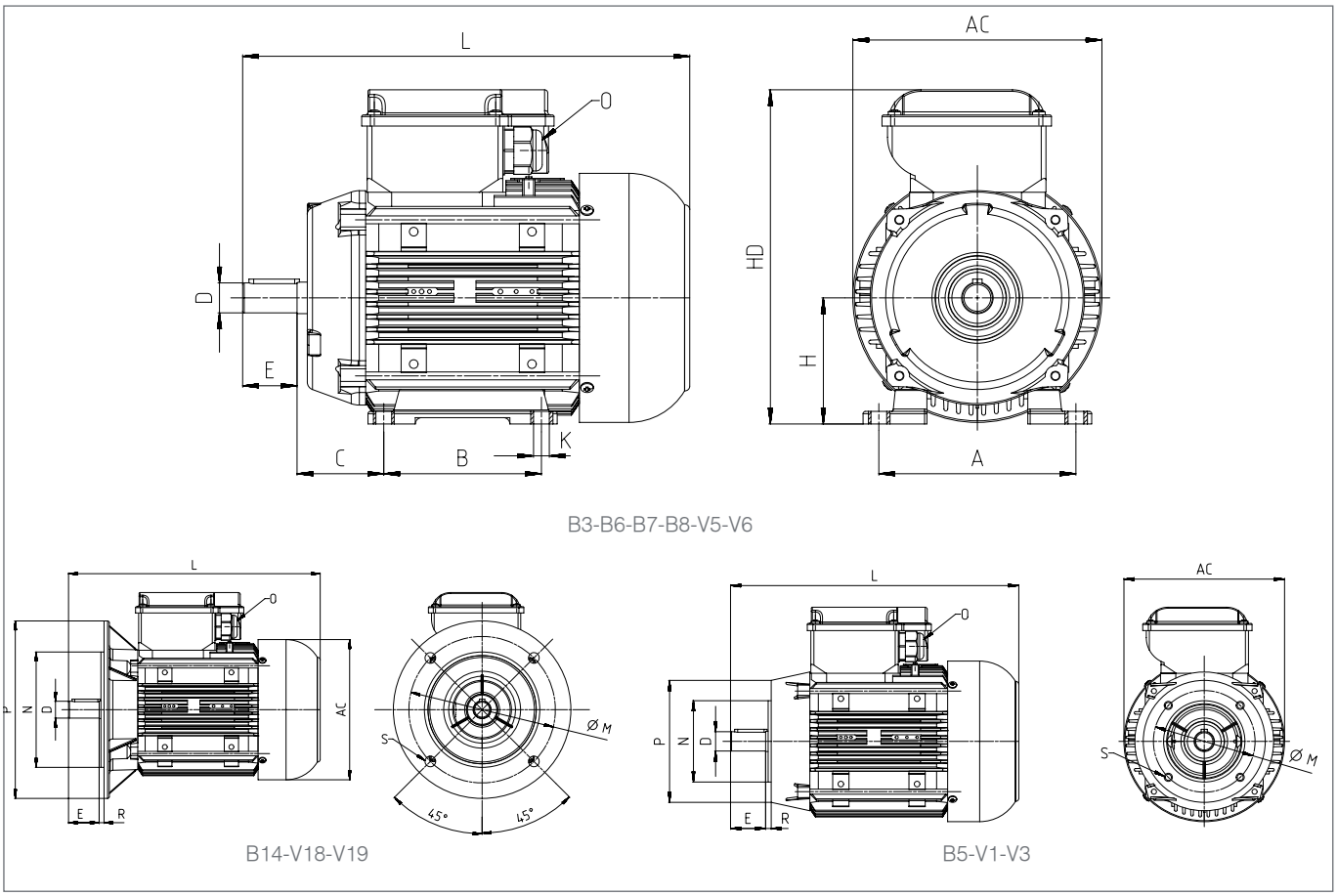

			Main Dimensions			Foot Mounted Motors						Shaft				Bearing		Seal		Flange						
Frame Size	Housing Type	No. Of poles	AC	L	O	B	A	H	HD	K	C	D(1)	E	GA	F(2)	Drive Side	Non drive Side	Drive Side	Non drive Side	Mounting Type	Flange Type	P	N(3)	M	R	S
80 M	Alüminyum	2...4	158	283,5	1*M20	100	125	80	215	10	50	19	40	21,5	6	6204-2Z	6204-2Z	20*30*7	20*30*7	B5	FA	200	130	165	0	12
																				B14	FB	160	110	130	0	M8
																				B14	FC	120	80	100	0	M6
S				296,5		100														B5	FA	200	130	165	0	12
90	Alüminyum	2...4	193		1*M20		140	90	241	10	56	24	50	27	8	6305-2Z	6205-2Z	25*40*7	25*40*7	B14	FB	160	110	130	0	M8
L				316,5		125														B14	FC	140	95	115	0	M8
																				B5	FA	250	180	215	0	15
100 L	Alüminyum	2...4	217	352,0	1*M25	140	160	100	241	12	63	28	60	31,0	8	6306-2Z	6205-2Z	30*47*7	25*40*7	B14	FB	160	110	130	0	M8
																				B14	FC	200	130	165	0	M10

Dimensions are in mm

(1) Tolerance DIN EN 50347 "j6"
(2) According to DIN 6885
(3) Tolerance DIN EN 50347 "j6"
(4) IP55
(5) Optional terminal box application

DOUBLE VOLTAGE MOTORS

9-lead motors with YY / Y connection and 12-lead motors with Δ/YY/Y connection. Generally designed for 230/460V 60Hz operating values, these motors address different mains voltage needs.

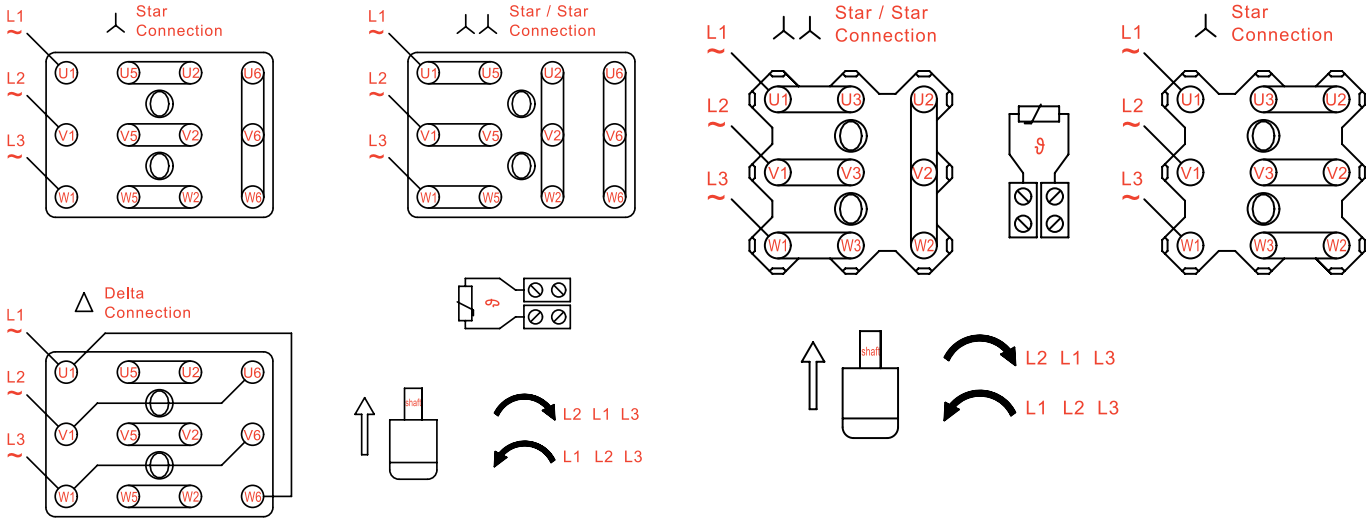

SEPARATE WINDING MOTORS

In two-separate-winding motors, required speed is obtained with two independent windings within one stator; and these motors provide flexible solutions for speed ratings varying with the application.

Q1E112M2/12D 380V 50Hz 4.9/0.8kW 2900/385 d/d

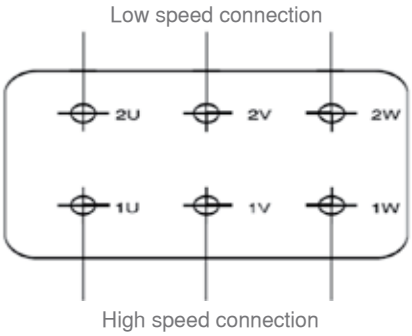

ANTI-CONDENSATION HEATER

Humidity, particularly on motor windings operating in humid environment, reduces insulation resistance and causes shorter motor life. In such applications, with the heaters placed on motor winding, the humidity of windings are removed before starting the motor.

H INSULATION CLASS MOTORS

Our standard motors have Class F insulation. However, we also manufacture motors with Class H insulation.

Ambient Temperature	Winding Temperature Rise Limit	Tolerance
40	125	15
180°		

UL CERTIFIED MOTORS

We also manufacture UL certified motors upon request.

SPECIAL VOLTAGE MOTORS

Different from standard voltages, we also manufacture motors in different voltage steps (290/500V, 330/570V etc) upon request.

SPECIAL FREQUENCY MOTORS

Different from standard frequencies, we also manufacture motors in different frequencies (32Hz, 87Hz etc) upon request.

SPECIAL BEARING MOTORS

We manufacture motors with bearings that suit to various temperature steps (150°C , 200°C etc) and axial-radial loads for different applications.

OTHER SPECIAL APPLICATIONS

- Special axle or double axle motors
- Special flange motors
- Fixed bearing motors
- Drain hole to remove condensation
- Use of thermic or thermistor to prevent motor winding temperature from rising above limit values
- Inverter duty motors

MOTOR PART LIST

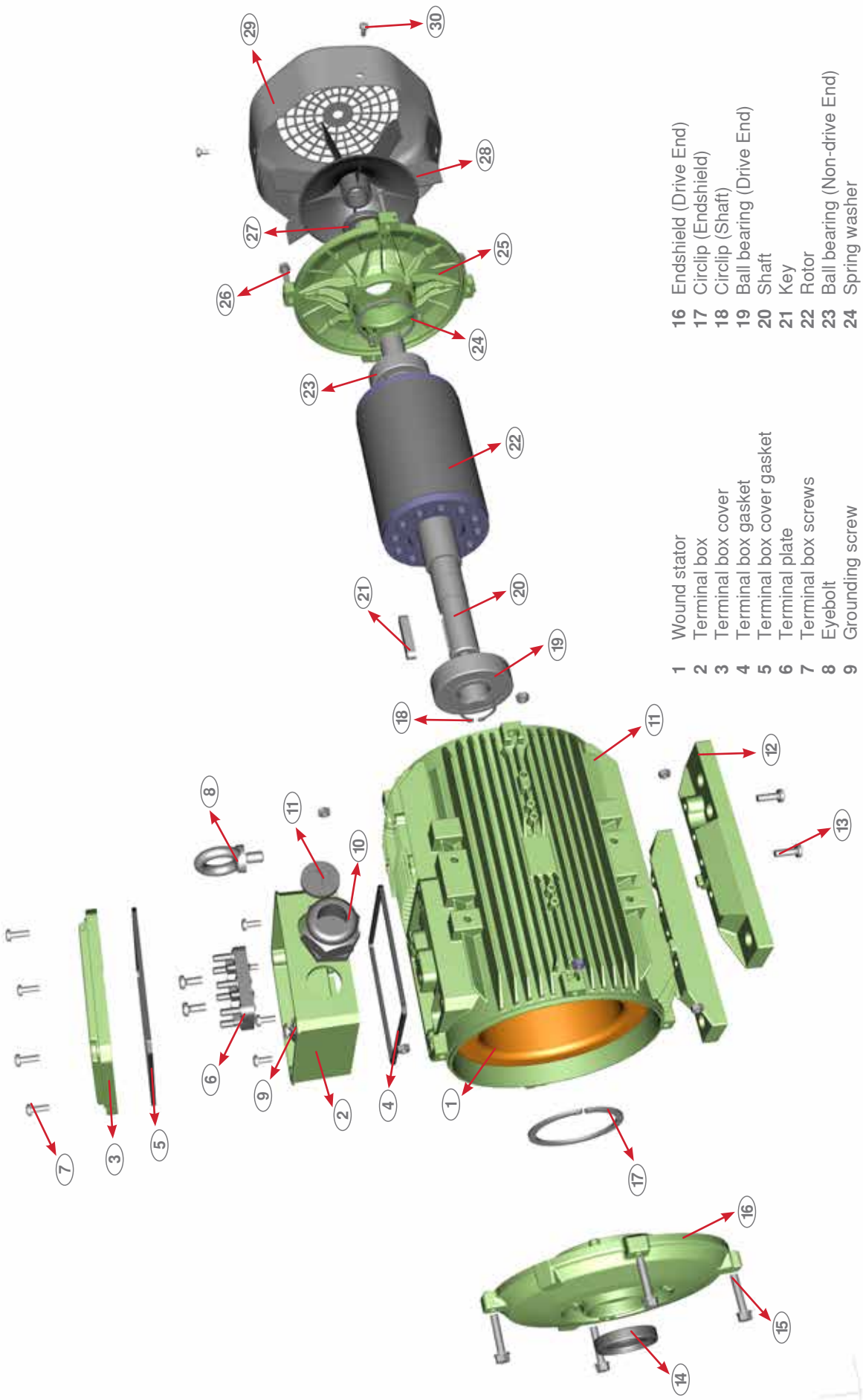

1 Wound stator
2 Terminal box
3 Terminal box cover
4 Terminal box gasket
5 Terminal box cover gasket
6 Terminal plate
7 Terminal box screws
8 Eyebolt
9 Grounding screw
10 Cable gland
11 Blind Plug
12 Foot
13 Foot screws
14 Seal (Drive End)
15 Endshield screws (Drive End)
16 Endshield (Drive End)
17 Circlip (Endshield)
18 Circlip (Shaft)
19 Ball bearing (Drive End)
20 Shaft
21 Key
22 Rotor
23 Ball bearing (Non-drive End)
24 Spring washer
25 Endshield (Non-drive End)
26 Endshield screws (Non-drive End)
27 Seal (Non-drive End)
28 Fan
29 Fan cover
30 Fan cover screws

Arçelik A.Ş.

International Component Sales division

Karaağaç Cad. No: 2-6
Sütlüce 34445 Istanbul, TURKEY
Phone : +90 212 314 34 34
Fax : +90 212 314 34 86
Web : www.tee.com.tr
E-mail : feedback-tee@arcelik.com

Our Partners

DENMARK
R. Frimodt Pedersen A/S
Ndr. Stationsvej 3 8721 Daugard
Denmark
Phone : +45 7589 5444
Fax : +45 7589 5831
E-mail : rfp@frimodt-p.dk
Web : www.frimodt-p.dk

FINLAND
Tammotor Oy Tuottotie 3, FI-33960
Pirkkala, Finland
Phone : +358 10 2710440
E-mail : info@tammotor.fi
Web : www.tammotor.fi

FRANCE
Sermes Motorisation
14 Rue Des Frères Eberts BP 80177
67025 Strasbourg Cedex 1
France
Phone : +33 388 407 200
Fax : +33 388 407 329
E-mail : moteurs@sermes.fr
Web : www.sermes.fr

GERMANY
Behncke Motorenhandel GmbH
Kornstr 20 D-30167
Hannover / Germany
Phone : +49 511 708 35 5
Fax : +49 511 708 35 66
Web : www.behncke.de
E-mail : handel@behncke.de

Erich Schäfer GmbH & Co. KG
Käner Strasse 11 57074
Siegen - Feuersbach / Germany
Phone : +492737 501-0
Fax : +492737 501-200
E-mail : info@e-schaefer-kg.de

GREECE
Elmo Ltd.
Athinon Str. 18
18540 Piraeus / Greece
Phone : +30 210 4120150
Fax : +30 210 4176319
E-mail : elmoltd@elmo.gr
Web : www.elmo.gr

HOLLAND
Elsto Drives & Controls
Loosterweg 7 Voorhout 2215 Tl
Holland
Phone : +31-252-21 9123
Fax : +31-252-23 1660
E-mail : info@elsto.nl
Web : www.elsto.eu

IRAN
Tavana Sanat Motor Aras
Floor 5, Street Imam Abresan
(Sermaye Bank Building)
Tabriz Iran
Phone (Tabriz) : +98- 41 333 744 02
Fax (Tabriz) : +98- 41 3333 744 01
E-mail : watmotor.iran@yahoo.com

KINGDOM OF SAUDI ARABIA
KSB Pumps Arabia Ltd.
Center Region, Al Kharj New Road,
Second Industerial City 56368
Riyadh 11554
Kingdom of Saudi Arabia
Phone :+966 11 265 20 81
Fax :+966 11 265 19 72
E-mail :lonappan-cherian@ksbarabia.com

LATVIA
EnergoStar SIA
Celares 2, Spilve, Babites Novads
LV-2101 Latvia
Phone : +371 67 915 123
Fax : +371 67 915 222
E-mail : info@energostar.lv
Web : www.energostar.lv
www.energostar.net

PAKISTAN
Al-Karam International
No: 43-S, Bank Road, Saddar
Rawalpindi / Pakistan
Phone : +92-51-5513470
E-mail : al-karam@sunlight.com.pk

PALESTINE
Techno Trade & Industry
Hebron - Palestine
Phone-Fax : +970-2-2259955
Mob : +972-59-9277793
E-mail : jamal@tti.com.ps
Web : www.tti.com.ps

SWITZERLAND
Mk-Elektromotoren AG
Lenzburgerstrasse 30
CH-5600 Ammerswil AG Switzerland
Phone : +41 (0)56 496 09 10
Fax : +41 (0)56 496 09 11
E-mail : info@mk-elektromotoren.ch
Web : www.mk-elektromotoren.ch

UNITED ARAB EMIRATES
Greenland Equipment &
Machinery Est.
Khoory Hill Building
Ras Al Khor Ind Area 2,
29482 Dubai UAE
Phone : +971 4 3334515
Fax : +971 4 3203506
E-mail : projects@greenland.ae

UNITED KINGDOM
TEC Electric Motors Ltd.
Unit 1, Building 341, Rushock Trading
Estate, Rushock, Droitwich,
Worcestershire, WR9 ONR.
United Kingdom
Phone : +1299 252990
Fax : +1299 253597
E-mail : orders@tecmotors.co.uk
Web : www.tecmotors.co.uk

Arçelik reserves the right to alter any data given in this catalogue.

Arçelik A.Ş.

Arçelik A.Ş.

Arçelik A.Ş.

Arçelik A.Ş.

SALES OFFICE
KARAAĞAÇ CAD. NO: 2-6
SÜTLÜCE 34445 ISTANBUL, TURKEY

PHONE
+90 212 314 34 34

E-MAIL
feedback-tee@arcelik.com

WEB
www.wat.com.tr
www.tee.com.tr

Koç